

*When Quality Counts!*

February 25, 2008

Brackett ISD
Richard Terrazas
Ph: 830 563 5118
Fx: 830-563-9264

Dear Mr. Terrazas,

Thank you for your interest in a top quality bus for your school. I am confident that you will find this equipment to be a very good value with many years of reliable service.

The following is available for your review:

- (1) 2004 Chevy Mid Bus, 6-8 passenger with 2 wheelchair stations, full track seating, Braun rear lift, 6.0 gas engine, automatic transmission, hydraulic brakes, dual rear wheel, **Trans/Air dash and rear air conditioning, tinted windows, white roof**, (2) push out windows, (1) roof hatch, (1) defroster fan, dash and rear heater, intermittent wipers, fire block upholstery, plywood sub floor, backup alarm, 8-lamp warning lights, high back driver's seat, high back passenger seats with seat belts, reflective tape, crossing gate, 60,000 mile range.
FOB Brackettville, Tx. \$34,900

All Reconditioned Buses Include:

- Good mechanical and cosmetic condition
- Seats and foams in good condition (no rips or tears)
- Fully serviced: lube, oil, filters
- Fully detailed
- A very thorough 250-point inspection covering all aspects of the bus
- 90-Day Drive Train Warranty
- Blacktop Driven Only

Upon your decision to purchase the buses we ask for a purchase order to secure your interest.
If you have any questions feel free to call me at 1-800-475-1439 x304.

Sincerely,

Brandon Thomason

"Your transportation needs may change, our resolve to help will not."

Capital Bus Sales & Services of Texas, Inc.**P.O. Box 1758****Leander, Texas 78646****FAX**Date: **February 27, 2008**Number of pages including cover sheet: 2From: **Randy McWhirter**

Operations, Sales and Marketing

Website www.capitalbussales.comwww.blue-bird.comPhone 512 528-0001Fax phone 512 528-0009Toll Free 800 290-3006Email: wmcw@sbcglobal.netTo: **Brackett ISD**Attn: **Richard T.**Phone: 9264Fax phone: 830-563-9624

CC:

REMARKS:

☐ Urgent☒ For your review☐ Reply ASAP☐ Please comment

Sir,

I couldn't find any lift buses built, so we will have to do a build to order. Please review the specs and let me know if you want to make any changes. Please note, the year end for ordering a Ford Chassis is May 1st. After that the price will change.

Thanks

Revised

SCHOOL BUS SPECIFICATIONS

19 Passenger, Type A School Bus

This quoted bus meets or exceeds all 2008 State of Texas Specifications for School buses as published by the Texas Department of Public Safety.

Size:	18 Ambulatory Passengers with one wheelchair position.
Quantity:	One (1)
Model Year:	2008
Bus Chassis:	Ford E450, Super Duty
Engine:	Powerstroke V-8 Turbo Diesel, 235 HP
Wheel base:	158 inches
Headroom:	74 inch headroom minimum
Transmission:	Automatic Transmission with overdrive
Brakes:	Power brakes with all wheel anti-lock.
Steering:	Power Steering with tilt.
Alternator:	Dual 110 amp alternators.
Tires:	Six (6) LT 225/75R 16E BSW all season steel radials
Windshield:	Tinted
Fuel Tank:	55 Gallon
Battery:	Dual 650 CCA
Springs:	Heavy Duty front springs, with front and rear stabilizer bar.
GVWR:	14,050 lbs.
Rear Axle Ratio:	4.10
Wipers:	Intermittent
Bus Body:	Blue Bird B2VC

FEATURES & OPTIONS

Drivers Seat:	Dark charcoal gray high back bucket seat with vinyl upholstery.
Drivers Fan:	Six inch two speed auxiliary fan mounted upper right of windshield.
Passenger Seats:	Gray is standard; other colors available are Black, Blue, Brown, Burgundy, Green, and Teal. Fire and graffiti resistant material on seats and barriers. Five rows of seats. All seats have lap belts.
Stop Arm:	Automatic Stop Arm. Electrically operated Red lights with reflective surface.
Roof Hatches:	One, Specialty ProLo roof hatch.
Push Outs:	Two pushout windows, one on each side of the bus.
Safety Equipment:	Enlarged first aid kit. Body fluid cleanup kit. Five lb. Fire Extinguisher. Triangle reflector kit. Backing alarm 112 db.
Interior Mirror:	6" X 16" interior mirror.
Exterior Mirror:	Rosco "EURO" style side view remote control mirrors with flat and convex surfaces. "Mini-Hawkeye" crossview mirrors with the upper portion of mirror tinted.
Body Paint:	Exterior: Polyurethane paint, heat cured, National School Bus yellow, White roof. Interior: Astro white baked enamel.
Reflective Material:	Reflective vinyl with 1" outlining all emergency exits, 2" along each side below body belt line area, 1 3/4" outlining rear body structure, and "SCHOOL BUS" on front and rear roof caps.
Radio:	AM/FM/CD with 4 speakers.


Full Insulation:	Fiberglass insulation 1 1/2" thick minimum shall be installed in roof, front and rear, including corners of body. Side walls below windows are insulated with mineral wool batts.
Noise Reduction:	Acoustical interior roof panels full length of bus.
Entrance Door:	Door is outward opening and manually operated. Handrail on each side of entrance.
Emergency Doors:	One (1) 35" Emergency Door installed in the rear of the bus. Positive holding device on the door.
Vandal Locks:	Slide bar lock on rear exit door with starter interlock system.
Lettering:	"SCHOOL NAME." on both sides of the bus 6" tall letters- long lasting vinyl.
LED Lights:	LED lights are provided for rear turn, brake, back-up, and marker/ID lights.
Monitor:	Sleeping child check system, electronic.
Windows:	Side windows shall be 12" split sash design, dark tinted. Rear vision windows and rear door glass to be dark tinted. Regular tinted glass on driver's door and entrance door. Right front vision window tinted.
Floor:	5/8" marine grade plywood floor to be included in passenger area. Plywood covered with Black transit grade rubber floor covering with ribbed rubber in aisle area.
Wheelchair Lift:	Fully automatic Ricon lift with 800 lb. lift capacity, located at right rear of bus.
Wheelchair positions:	Flush mounted four channel "L" track on left side of bus to accommodate two-three wheelchair positions. All five seats on the left side of bus to be track mounted. All three seats on right side of bus to be floor mounted. Bus to include two sets of wheelchair tie down hardware to include occupant restraints.
Front Heater:	Standard OEM heater/defroster.
Rear Heater:	40,000 BTU rear wall heater.
Mud Flaps:	Behind front and rear wheels.
Visor:	Provided by chassis manufacturer.
Air Conditioning:	Front Ford in-dash AC. Rear, 53,000 BTU mounted in bulkhead above the rear exit door. System has two compressors and two condensers.

WARRANTY - DELIVERY

Warranty:	Five year/ 100,000 mile warranty coverage on body shell, paint adhesion, and seat frames. Standard Ford warranty on Chassis.
Delivery:	Vendor shall deliver vehicle to customer.

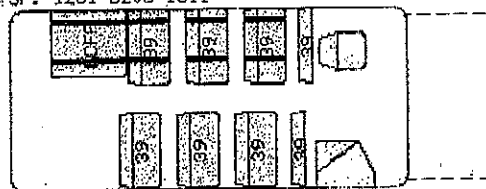
Price
\$61,797.00

This is a build to order bus; this process takes from 120-150 days



SP: 1231 B2VC 1611


PLBT: B2VC
Length: 1611
Wheelbase: 158 000
Usage: School Bus
Body Plan # 5001765
Seat Plan # 1231
Capacity: 19



Back

Seat Plan data

BP: 5001765 B2VC 1611



SP Description: "B2VC 1611 158 19"
 BP Description: "B2VC1611 02 Ford"

Micro Bird Ford DRW



Technical Specification Highlights

Capacity	<i>Multiple floor plans available with standard seating and wheelchair accessible models; passenger seating up to 30</i>
Floor	<i>Flat floor, front to rear</i>
Exterior Width	<i>96"</i>
Interior Width	<i>90 3/4"</i>
Aisle Width	<i>Varies by floor plan</i>
Skirt Length	<i>12"</i>
Interior Headroom	<i>74" standard</i>
Overall Height	<i>120"</i>
Wheelbase	<i>158"</i>
Fuel Tank	<i>55-gallon between frame rails</i>
Entrance Door	<i>26.5" wide x 76.6" high / double "full view" outward opening</i>

Rear Door	<i>37.7" wide x 52.5" high</i>
Transmission	<i>Automatic with overdrive</i>
Engine	<i>6.0 liter, V-8 Turbo diesel</i>
Tire Size	<i>LT225/75R/16E steel belted, radial tires</i>
Wheels	<i>Dual rear, single front</i>
Brakes	<i>Heavy-duty disc, front and rear power brakes with ABS</i>
Suspension	<i>Independent coil springs front, leaf springs rear</i>
Front Axle	<i>4,600 lb.</i>
Rear Axle	<i>9,450 lb.</i>
GVWR	<i>14,050 lb.</i>

Rely On.....



BLUE BIRD

Micro Bird Ford DRW Specifications

CHASSIS

POWERTRAIN

- Ford 6.0 liter V-8 turbo diesel engine
- Standard emission system
- Automatic 5-speed transmission with overdrive
- LT225/75R16E steel belted radial tires, front and rear
- 55 gallon fuel tank
- Tinted glass on windshield and driver's window
- Heavy-duty shock absorbers, front and rear
- Easy riding suspension (independent coil springs on front, leaf-type springs on rear)
- Rear bumper is chassis frame mounted; 10" high, one piece 3/16" steel 90 degree flange, top and bottom; 14" wrap around each side
- Body is mounted to chassis using heavy-duty energy-absorbing rubber isolator system to reduce vibration extend vehicle life, and provide a quiet, smooth ride

DURABILITY

- Durable, corrosion-resistant aluminum used for stepwell under floor body panel, interior and exterior side body panels and roof panels
- Back of bus is corrosion-resistant electro-deposited coated steel
- 1/2" exterior-grade plywood sub-floor over aluminum with 14-gauge steel frame
- All body parts are thoroughly rust-proofed after fabrication and before assembly
- Entire underbody (body skirt and floor) is undercoated before mounting
- Exterior surfaces are painted with OEM heat-cured polyurethane
- 1/8" Smooth black rubber flooring, 3/16" ribbed rubber aisle with aluminum aisle trim and galvanized steel cove molding
- Interior wheel housings covered with rubber
- Goodyear H-Miller heater hose with constant torque clamps when rear heater ordered

SAFETY

The Micro Bird meets or exceeds all requirements of Federal Motor Vehicle Safety Standards for joint strength and roll over safety.

- 4-wheel anti-lock brakes
- Halogen daytime running lights
- Driver's retractable lap and shoulder belt
- Driver's door reinforced for impact protection
- 26.5" x 76.6" double "full view" outward-opening entrance door with 1,335 square-inch clear-tempered, tinted glass
- Low two-step nonskid corrosion-resistant aluminum stepwell
- 37.7" x 52.5" rear emergency door opening
- 9" x 17" oval-shaped, flat and convex rearview mirrors
- 10" x 12.5" oval-shaped crossover mirrors with tinted band to reduce glare
- ReflectORIZED tape around all emergency exits
- Eight light warning system with hoods



SERVICEABILITY

- Body wiring terminal is easily accessible through the driver's overhead storage compartment
- Wiring is color coded and continuously numbered for easy identification
- Automatic resetting circuit breakers for body wiring
- Clear and tempered glass, split-sash windows with easy to service latches
- Grease fittings on rear emergency door hinges
- Easy-opening, outward opening entrance door; features long-lasting, oil-impregnated, bronze pivotal bearings
- Body wiring is encased in "easy to access" aluminum molding above passenger windows

STRENGTH

- Unitized construction
- 16-gauge steel, hat-shaped side posts and roof bows
- Rigid 16-gauge internal channel steel headers above windows
- A massive 16-gauge internal continuous side plate of steel armor above and below floor line
- Riveted and welded construction
- Three full-length exterior side rub rails (black)
- 12" aluminum side body skirt
- Smooth, hardened aluminum exterior side panels
- Interior aluminum panels
- 14-gauge steel floor frame

DRIVER ERGONOMICS

- Power steering
- Large, easy to read illuminated gauges
- Adjustable semi-bucket driver's seat
- Auto-retracting driver's seat belt
- Adjustable sun visor
- Large 344 square-inch, right-front "driver assist" window for improved field of vision (located on quarter panel in front of entrance door)
- Intermittent electric windshield wipers
- Electric windshield washer
- Backlit, easy to reach, switch panel with rocker switches mounted on door control
- Left-side overhead latching and lockable driver's storage compartment
- Manual "glide-type" outward opening door
- Tilt steering wheel

COMFORT & CONVENIENCE

- 74" headroom at aisle, front to rear
- Extra wide 90 3/4" interior width
- Flat floor, front to rear
- Static roof-mounted vent (nonclosing type) in first body section
- Fresh air intake (below windshield level)
- 1/2" exterior-grade plywood subfloor under entire passenger area provides thermal and acoustic insulation
- Stepwell entrance light
- Split-sash, clear and tempered windows
- Driver's window and door glass tinted
- Single row, interior dome lights
- Full acoustic headlining
- Full body insulation including roof and side bows
- Body mounted on an energy absorbing isolator system

OPTIONAL FEATURES

- Electric heated and remote mirrors
- Electronic speed control
- Battery compartment, skirt mounted in rollout tray
- All weather air conditioning system front & rear
- Laminated safety glass
- Exterior rub rails at bottom skirting
- Dedicated door and wheelchair lift for special-needs passengers
- Recessed wheelchair securements
- Electric power entrance door
- LED lights
- UCRA (latch) attachments and child restraints seats
- Three point seat belt seats with lap and shoulder harness
- Track seating
- Tinted Glass

DIMENSIONS

Headroom	74"
Width Exterior	96"
Width Interior	90 3/4"
Skirt Length	12"
Overall Length	266"
Overall Height	120"
Wheelbase	158"
GWR	14,050 lb.

Blue Bird Corporation

402 Blue Bird Blvd.
P.O. Box 937
Fort Valley, GA 31030
1-800-486-7122
www.blue-bird.com

Rely On...



BLUE BIRD

Specifications shown were in effect on the date they were approved for printing. In keeping with its policy of continual product improvement, Blue Bird reserves the right to change specifications without notice and without incurring obligations. Some equipment and features shown may be optional—your Blue Bird Distributor will explain.

SB-B2VC-FD-1006

© 2006 Blue Bird Corporation

Printed in U.S.A.