

**WE EXPECT EXCELLENCE****WE INNOVATE****WE EMBRACE EQUITY****WE COLLABORATE**

NORTHWEST REGIONAL ESD ANNUAL REPORT

SITUATION:

Rob Saxton from Northwest Regional ESD will present the annual report.

RECOMMENDATION:

It is recommended that the Beaverton School Board receive this report as an informational item.

District Goal: WE empower all students to achieve post-high school success.

The Beaverton School District recognizes the diversity and worth of all individuals and groups. It is the policy of the Beaverton School District that there will be no discrimination or harassment of individuals or groups based on race, color, religion, gender, sexual orientation, gender identity, gender expression, national origin, marital status, age, veterans' status, genetic information or disability in any educational programs, activities or employment.

Northwest Regional Education Service District 2014-15 ANNUAL REPORT



IMPROVING LEARNING FOR ALL CHILDREN

NORTHWEST REGIONAL EDUCATION SERVICE DISTRICT

Regional Office: 5825 NE Ray Circle, Hillsboro, Oregon 97124

Phone: 503-614-1428 | Fax: 503-614-1440

Toll-free in Oregon: 1-888-990-7500

2015-16 ADMINISTRATION

Superintendent

Rob Saxton503-614-1401
rsaxton@nwresd.k12.or.us

Assistant Superintendent

Paul Peterson503-614-1433
ppeterson@nwresd.k12.or.us

Chief Financial Officer

Janice Essenberg503-614-1253
jessenberg@nwresd.k12.or.us

Chief Human Resource Officer

Robyn Bean503-614-1255
rbean@nwresd.k12.or.us

Chief Information Officer

Rick Wahlstrom503-614-1412
rickw@nwresd.k12.or.us

Executive Director of Instructional Services

Sarah Pope503-614-1674
spope@nwresd.k12.or.us

Executive Director of Special Student Services

George Winterscheid503-614-1351
georgew@nwresd.k12.or.us

Director of Early Intervention/ Early Childhood Education

Nancy Ford503-614-1251
nancyf@nwresd.k12.or.us

Director of Schools

Kerri Smith503-614-1473
kmsmith@nwresd.k12.or.us

Service Center Administrators

Clatsop County

Elizabeth Friedman503-325-2862
efriedman@nwresd.k12.or.us

Columbia County

Cynthia Jaeger, Ed.D.503-366-4100
cjaeger@nwresd.k12.or.us

Tillamook County

Kim Durrer503-842-8423
kdurrer@nwresd.k12.or.us

TABLE OF CONTENTS

| | |
|--|-------|
| Guiding Principles/Mission Statement..... | i |
| Map of Service Area..... | ii |
| Board of Directors | iii |
| Overview, Accomplishments, and Focus Areas: | |
| Early Intervention/Early Childhood Education | 1 |
| Related Services Department | 2 |
| Department of Schools | 3 |
| Instructional Services..... | 4 |
| Technology Services..... | 5 |
| Administration and Board..... | 6 |
| Financial Overview | 7 |
| Service Credit Allocations and Core Services..... | 8 |
| Chart of Expenditures by District | 9-10 |
| School District Utilization of ESD Services: | |
| Clatsop County..... | 11-21 |
| Columbia County | 23-33 |
| Tillamook County | 35-41 |
| Washington County..... | 43-57 |

2014-15 ADMINISTRATION

Superintendent: James Sager

Assistant Superintendent: Paul Peterson

Chief Financial Officer: Janice Essenberg

Chief Human Resource Officer: Robyn Bean

Chief Information Officer: Rick Wahlstrom

**Executive Director of Special Student
Services:** George Winterschied

Department Directors

EI/ECSE: Nancy Ford

Schools: Kerri Smith

Service Center Administrators

Clatsop County: Paula Mills

Columbia County: Cindy Jaeger

Tillamook County: Kim Durrer



GUIDING PRINCIPLES

Our Customers

- Will be treated with respect, dignity, and professionalism.
- Will have fair and equal access to NWRES D programs and services.
- Will have ample opportunity for input regarding programs and services provided by the NWRES D, as well as evaluative responses regarding their quality.

Our Services

- Will be aligned to the needs and priorities of our component districts and the Oregon Department of Education.
- Will represent quality, innovative, and cost-effective options.
- Will maximize fiscal and human resources consistent with the district's mission and guiding principles.

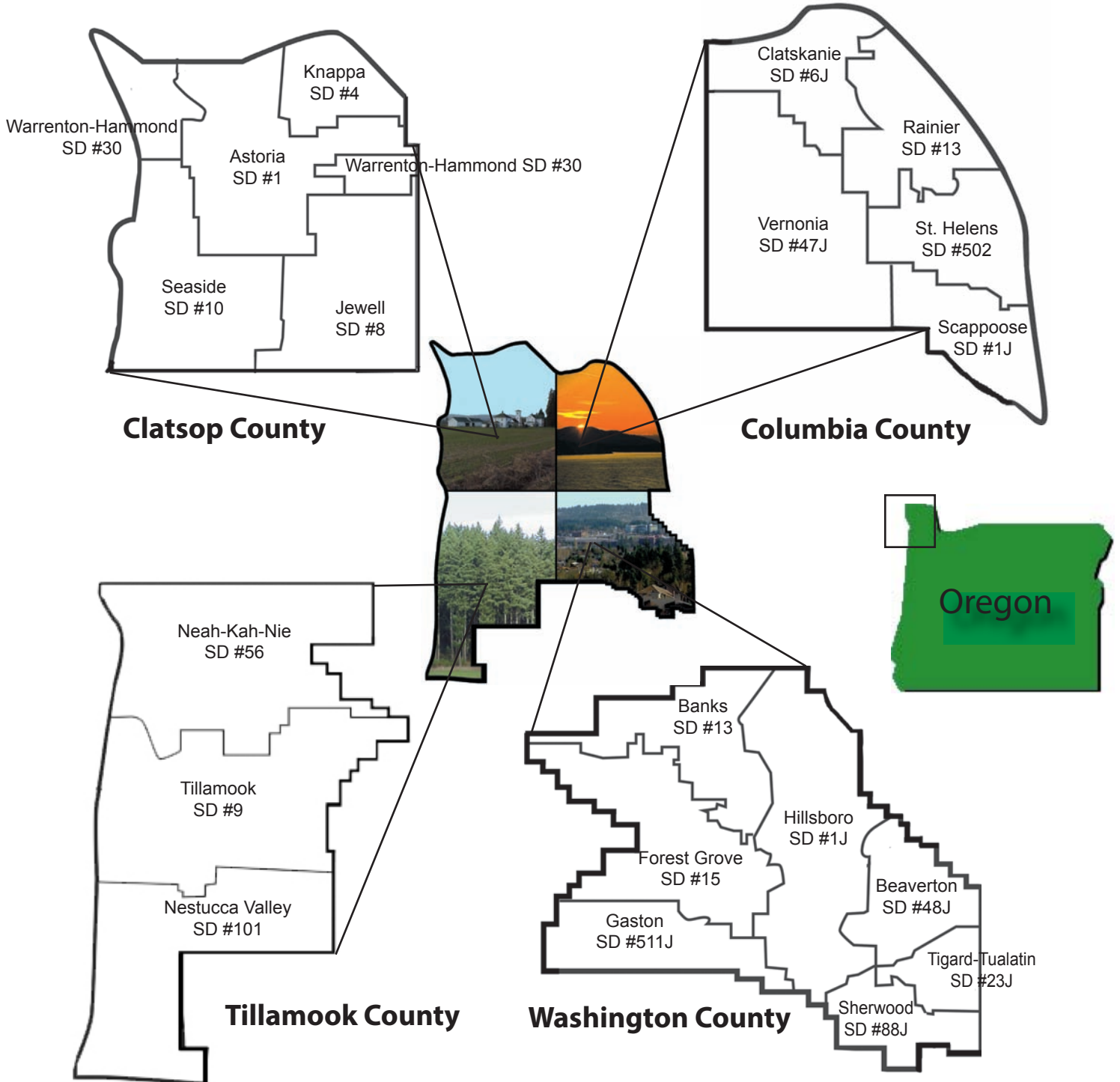
Our Staff

- Represent efforts to hire the most talented people, who are excited about working at NWRES D.
- Actively participate in continuous self and program improvement opportunities.
- Work in settings that communicate staff value and expectations of high performance.

MISSION STATEMENT

To provide equitable support to our school districts
in their mission to educate all students.

Four-County Service Area



2014-15 Board of Directors

The Northwest Regional Education Service District is governed by a nine-member board consisting of five elected directors, each representing specific school districts in the region, and four appointed directors from each of the following regional groups: higher education, social services, business community, and one at-large member. The Board works closely with the ESD's superintendent to determine district policies and to ensure the highest quality programs and services are being delivered to schools in the region.

CHRISTINE RILEY, CHAIR

Zone 1: Gaston, Sherwood, and Tigard-Tualatin school districts

Chris has served on Gaston School District Board of Directors for the past few years and is well acquainted with ESDs. She has been a strong advocate of public service and community volunteering.

LISA POEHLITZ, VICE CHAIR

Zone 3: Hillsboro School District

Lisa is a resident of the Hillsboro area and former member of the Hillsboro School Board of Directors. Lisa currently is a 4-H and Girl Scout Leader.

PATRICK BRAATZ

Zone 5: Beaverton School District (Aloha, Southridge, and Westview high school attendance areas)

NOTE: This position was filled by Karen Cunningham May 19, 2015, upon Patrick's resignation on May 2. See Karen's bio - bottom right column).

Patrick works as the Executive Director of the Oregon Board of Dentistry (OBD). He is a member and past president of the American Association of Dental Administrators (AADA) and a member of the American Association of Dental Boards (AADB). From 2006 to 2014, Patrick served on the board of directors of the Northwest Regional Education Services District Foundation, including a term as board president.

RENÉE BRUCE

Social Service position

Renee is the Executive Director of Community Action in Washington County. She has over 40 years of experience in the areas of Social Services and Childhood Care & Education. She also serves on the following boards/committees; CASH Oregon – Creating Assets Savings & Hope, the Community Housing Fund, Washington County Early Learning Community Hub Steering Committee.

EARL FISHER

Zone 4: Beaverton (Beaverton and Sunset high school attendance areas), Clatskanie, Rainier, Scappoose, St. Helens, and Vernonia school districts.

Earl retired from education with over 34 years of service. He spent the last three years of his career as Administrator of the Northwest Regional ESD's Clatsop Service Center in Astoria, retiring in 2003. Earl is a Columbia County Commissioner and on the Board of Directors for the Columbia County Commission on Children and Families, the Clatskanie Fire Dept., the St. John Hospital Foundation, and the Clatskanie Kiwanis.

DR. CONSTANCE GREEN

Higher Education position

Connie has been involved with the Oregon Community College system for 39 years. In her professional journey she has served as Deputy Commissioner for Oregon Community Colleges, educational and workforce policy advisor to Governor Roberts, and post-secondary policy advisor to State Board of Education. Connie had her own consulting company where she worked with organizations to address complex issues and improve policy and community relations.

MARILYN McGLASSON

At-Large position

Marilyn retired in 2005 after having served as Superintendent of the Banks School District in Washington County, for seven years. McGlasson was a former member of the Washington ESD Board, Washington Service Center Advisory Committee, and superintendent of the former Farmington View School District.

KATHLEEN SAMSEL

Zone 2: Astoria, Jewell, Knappa, Seaside, Warrenton-Hammond, Neah-Kah-Nie, Nestucca Valley, Tillamook, Banks, and Forest Grove school districts

Kathleen retired from education in 2000 after teaching in the Hillsboro and Lake Oswego school districts. Her 32-year career included elementary principalships in McMinnville and Seaside. Kathy served on Clatsop Commission for Children and was on the board of the Salvation Army in Clatsop County. She is currently active in Community Tsunami Awareness Group (T.A.G.), and the Seaside Library Art Committee.

ANN SAMUELSON

Business position

Ann is president of Astoria Mechanical and Trailblazer Construction. She also serves as a Clatsop County Commissioner for District 5. Ann has served on the Meth Prevention Team, Diversity Action Committee, and was a citizen lobbyist/author of SB 304 (Asbestos related issues) in a recent legislative session.

KAREN CUNNINGHAM - Zone 5: Karen was sworn in May 19, 2015, to fulfill the term vacated May 2. Karen has been an advocate for public education and equity in education for many years. She served on the Beaverton School District Board from 2001 to 2013 and in various capacities at the state school board association. Karen and her husband reside in Beaverton, have two grown sons, and own a computer consulting business together.

EARLY INTERVENTION/EARLY CHILDHOOD EDUCATION Overview



Component school districts may request evaluation of children, birth to age 5, who have suspected delays for the purpose of determining their eligibility for Early Intervention or Early Childhood Special Education services. The EI/ECSE Evaluation Team includes Early Childhood Education Specialists, Speech-Language Pathologists, Occupational Therapists, Physical Therapists, and School Psychologists. Evaluations include a review of existing information and developmental, speech, language, behavior, and psychological assessments, if needed. Evaluations are classified as File Review (review of existing records only), Partial Evaluation (only one developmental area assessed), or Full Evaluation (two or more developmental areas assessed). Language interpretation services are used with families who are not fluent in English.

Top Accomplishments and Key Focus Areas

TOP ACCOMPLISHMENTS IN 2014-15

- Transitioned 644 children to kindergarten on September 1, 2015:
 - Clatsop County: 47 children
 - Columbia County: 45 children
 - Tillamook County: 27 children
 - Washington County: 545 children
- Completed 2,255 early intervention/early childhood special education evaluations: an increase of 64 evaluations over the previous school year.
- Trained all early intervention/early childhood special education staff on strategies around the prevention and de-escalation of behavior that interferes with learning.
- Participated in the creation and implementation Early Learning Washington County Hub.

KEY FOCUS AREAS FOR 2015-16

- Continue to implement Positive Behavior Interventions and Supports (PBIS) for all early intervention/early childhood special education programs.
- Introduce the Collaborative Problem Solving model to the early intervention/early childhood special education staff.
- Continue to create new partnerships with community preschools to provide services for children enrolled in the early childhood special education programs throughout the region.
- Continue to increase child find activities, ensuring that eligible children and their families have access to services.
- Relocate the Woodside Early Childhood Center to the Nimbus Corporate Park that will support the increase number of children being served in the Beaverton-area. The new site will be named Beaverton Early Childhood Center.

Pictured above: Dr. Sam Logan, from OSU Exercise Science and Sports Medicine Department, interacts with a child at a “GoBabyGo” workshop at the ESD. The program teaches staff who work with young children with disabilities how to build modified ride-on cars that allow the children to move around independently - opening up the world of play.

RELATED SERVICES

Overview

Related Services supports children from birth to age 21, specifically designed to provide access to specialists with training and experience in working with students with autism spectrum disorder (ASD), orthopedic impairments, vision impairments, hearing impairments, speech language impairments, and those who are medically fragile.

Programs and services include: assessments to determine special education eligibility and education planning, audiology, physical and occupational therapy, speech/language, specialized classrooms for deaf and hard of hearing students, and itinerant services (educational consultation and direct services) for students who are blind/visually impaired, deaf and hard of hearing, or have severe orthopedic impairments, and American Sign Language interpreters.

Pictured: A student (who is blind) from the Tigard-Tualatin School District learns about fishing at the multi-regional summer program for students who are blind or visually impaired.



Top Accomplishments and Key Focus Areas

TOP ACCOMPLISHMENTS IN 2014-15

- Audiology staff provided a smooth process for evaluations via contracted services to districts, and a full spectrum of services to the EI/ECSE program through a sub-grant.
- Speech/Language staff successfully implemented Neuro-semantic Programming learning systems in their work with students.
- Successful Assistive Technology (AT) support across NWRESD and increased collaborative partnerships with various districts and colleges/universities.
- The Autism Spectrum Disorder (ASD) Team provided regional leadership in ASD assessment planning/ processes, consultation skills training, and parent support efforts.
- School Psychologists supported districts developing the plans for identifying students with learning disabilities using the "Patterns of Strengths and Weaknesses" model.

KEY FOCUS AREAS FOR 2015-16

- Thanks to a new Regional Grant, audiology will increase capacity to provide the following services to eligible children birth to 21: ongoing hearing evaluations (non-eligibility); sound system loans; and low cost hearing aids/ear molds, loaner aids.
- Speech/Language team will implement an interactive online platform for teachers, specialists, and instructional assistants called "Language Function Junction."
- Continued leadership regionally and state-wide in Assistive Technology (AT) support and increased collaborative partnerships with various districts and colleges/universities.
- The autism team will work to build/increase capacity of district teams to successfully conduct evaluations for students suspected of having Autism Spectrum Disorder.
- Increased support for districts to improve student accessibility and success on Smarter Balanced assessments.

DEPARTMENT OF SCHOOLS

Overview

Behavioral Programs: The district provides special education to students in kindergarten through 12th grade with a wide range of specialized classrooms and schools for children with significant developmental, emotional, and behavioral disabilities. Classes operated by NWRES deliver instruction by licensed teachers and instructional assistants who provide necessary supervision, special education, and related services.

GED Testing Services: The ESD offers GED (General Equivalency Diploma) testing to qualified applicants at the district's Regional Office in Hillsboro and at the Columbia Service Center in St. Helens.

Home School Students Registered Services: Oregon Revised Statutes require ESDs to provide monitoring services for students whose parents have chosen home schooling. The online registration system provides access to parents for required paperwork and documentation.

Northwest Outdoor Science School: The program gives students opportunities to experience the natural world in an outdoor setting, including Residential Northwest Outdoor Science School Student Participation and Spring Break Northwest Outdoor Science School Student Participation for 5th and 6th graders, Environmental Education Field Studies for 5th - 8th grade classes, and Cascade Education Corps for at-risk high school students.

ORVED: Oregon Virtual Education staff work with districts to provide online courses to students who may not have access otherwise, and/or to supplement their education. ORVED courses provide value for districts by accommodating challenging schedules and by supporting students in need of advanced placement.

Top Accomplishments and Key Focus Areas

TOP ACCOMPLISHMENTS IN 2014-15

- Behavior Programs: Transition of the PACE Program to Forest Grove School District; Increased areas of communication modes to school districts; Implemented Collaborative Problem Solving training for staff at PACE.
- Safety: Safety in Motion (SIM) and Boundary Invasion training completed by nearly every NWRES staff member; No Workmen's Compensation time loss claims during 2014-15.
- Facilities: Improved video conferencing and media capabilities in the Washington Rooms at the Regional Office in Hillsboro.

KEY FOCUS AREAS FOR 2015-16

- Behavior Programs: Professional development to include Collaborative Problem Solving, new IEP training, and assessment training.
- Safety: Create a visible safety plan that incorporates better communications; implement an agency-wide wellness program.
- Northwest Outdoor Science School Student Participation: Maintain high enrollment; work to ensure adequate and stable funding; Partner with school districts to increase recruitment of high school students as Northwest Outdoor Science School Student Participation counselors, especially for the spring 2016 session which competes with Smarter Balance testing and graduation requirements.
- ORVED: Finalize accreditation for the program.

INSTRUCTIONAL SERVICES

Overview

The Instructional Services Department provides support and consultation services in curriculum and staff development as requested by the 20 component school districts. Services are designed to assist districts in meeting the requirements of school reform legislation.

The ELL and Migrant program supports and collaborates with school districts to develop and implement ELL plans that are compliant with state and federal guidelines.

The Professional Development Department provides training and support to school districts focused on school improvement related to Oregon's Education Act for the 21st Century and supports school district staff in implementing professional development activities - providing support and consultation in the area of school improvement, curriculum instruction, and assessment.

Top Accomplishments and Key Focus Areas

TOP ACCOMPLISHMENTS IN 2014-15

- Professional Development: Launched a series of training videos for teachers and administrators to understand Oregon's laws and regulations that address teacher evaluation systems; Convened peer review panels to support districts in examining their current evaluation and supports, and; Trained staff in school districts in Columbia County on use of the online tool used to record their required Continuous Improvement Plans (CIPs).
- Educational Equity: Increased the number of NWRESD administrators participating on Equity Teams; Submitted draft Equity and Action Plans to the Oregon Leadership Network (OLN), and; Developed an Equity Advisory Committee comprised of equity directors from school districts across Oregon and held quarterly meetings.
- English Language Learners: Supported the language and academic success of English Language Learners by providing training and/or coaching to 149 teachers and district-level staff in the process for weaving language instruction into content-area teaching, and administering the kindergarten assessment in Spanish for six school districts.
- Migrant Education: Facilitated participation of over 200 students in NWRESD's summer program that focused on improving math and reading abilities while also providing an engaging, safe environment for students during the summer; Supported 12 students in receiving training through the Project Graduate Program, empowering them to prepare for college and apply for scholarships; Provided wrap-around services to a new after-school math and reading program for middle school students developed in partnership with the Astoria School District.

KEY FOCUS AREAS FOR 2015-16

- Professional Development: Continue to assist school districts in completing their Continuous Improvement Plans (CIPs), which involve assessing professional practices and charting a course for improvement, and work with the Oregon Department of Education to develop Essential Skills Reading work samples in Spanish and Mandarin.
- English Language Learners: Continue to build capacity for teachers to incorporate language instruction into content-area lessons, and create systems to ensure the implementation and long-term sustainability of giving English Learners the analytical language necessary to meet the demands of the Common Core.
- Migrant Education: Obtain real-time access to school data on migrant students to ensure that services are being provided to those most in need; Ensure that 100 percent of migrant students in our region have access to services and opportunities provided through the NWRESD's Migrant Education Program.

TECHNOLOGY DEPARTMENT

Overview

Services to Schools: The Technology Services Group (TSG), as a part of Cascade Technology Alliance (CTA), is responsible for the day-to-day computer services for school districts and ESD staff served by Columbia Gorge, Multnomah, Northwest Regional, and Willamette ESDs. Services include Internet connections, printing, network monitoring, file backup, and troubleshooting.

Software and Application Support: CTA provides software support to districts for student e-mail accounts, student and fiscal systems, list servers, domain name servers, home school tracking, web development, special education K-12 census tracking, testing services, class registration system, library and textbook management, substitute management and employee absence tracking, online employee testing, background checking service, web-based surveys, and other system-wide data systems.

Information Services: CTA provides regional data processing systems to school districts in the areas of finance, human resource management, student information management, and data warehouse systems.

Instructional Technology, Media, and Videoconferencing: Teachers and district instructional staff are provided with on-demand access to current, curriculum-relevant instructional videos via web streaming. Staff also consult and train regarding setting up technologically-based instructional systems.

Top Accomplishments and Key Focus Areas

TOP ACCOMPLISHMENTS IN 2014-15

- Completed implementation of Edupoint Synergy Student Information System for Salem-Keizer and Yamhill-Carlton School Districts.
- Finished implementation of Destiny Library system for Beaverton and Portland Public School Districts for 2014-15 school year start.
- Implemented network changes within Washington County in response to switch to Comcast Business fiber network.
- Restructured help desks at each Cascade Technology Alliance (CTA) ESD to standardize response and reduce overall costs.

KEY FOCUS AREAS FOR 2015-16

- Release RFP for security audit firm to audit CTA technology systems and services. May partner with larger districts to share the RFP.
- Automate local service plan service ordering and generation of associated contracts.
- Align CTA technology services with NWRESD strategic plan.
- Explore service sharing between CTA and Clackamas ESD.
- Implement Restraint & Seclusion tracking application for participating CTA districts.
- Increase district awareness of CTA services.

ADMINISTRATIVE AND SUPPORT SERVICES

Overview

The 2015-16 Local Service Plan calls for administrative and support services for component school districts, including but not limited to services designed to consolidate component school district business functions, liaison services between the Department of Education and component school districts and registration of children being taught by private teachers, parents, or legal guardians pursuant to ORS 339.035.

Administrative services provided within Core include courier, home school, emergency closure services, superintendent services, service center administration, and county allocations. In addition, business services and human resource functions are provided on a contracted basis.

Top Accomplishments and Key Focus Areas

TOP ACCOMPLISHMENTS IN 2014-15

- Continued to develop our shared services model to help districts free up resources for the classroom.
- Worked with legislators to rebuild positive awareness of and support for NWRESD.
- Collaborated with component district superintendents to evaluate and implement cost savings in the areas of business and human resource functions.
- Worked alongside our 20 component district superintendents to develop a 2013-14 Local Service Plan that resulted in approval by their boards.
- Coordinated regular media contacts to share positive events and news within the agency.

KEY FOCUS AREAS FOR 2015-16

- Ensure ALL NWRESD administrators are participating in equity training, incorporate equity work into the agency's new strategic plan, and increase the number of equity trainers in the region.
- Support school districts in developing world-class programs in the following areas: Science, Technology, Engineering, and Math (STEM) Career and Technical Education (CTE); College Going; and Early Learning.
- Work successfully with NWRESD member school districts in a manner which will have all 20 districts within the region participating as full members of the ESD no later than July 1, 2016.
- Enhance instructional services and professional development to the agency, component districts, and early childhood providers and partners, such that the services are high quality and high value.
- Ensure that all ESD staff participate in performance evaluations per contract and state law by July 1, 2016.

FINANCIAL OVERVIEW

2014-15 General Fund Revenues

| | |
|----------------------------|---------------------|
| State and Federal Revenues | \$28,855,274 |
| Property Taxes | \$10,046,129 |
| Beginning Fund Balance | \$7,479,490 |
| Local Revenues | \$2,761,949 |
| Other | \$314,051 |
| Total Revenue | \$49,456,893 |

2014-15 General Fund Expenditures

| | |
|---------------------------|---------------------|
| Transfers and Transits | \$36,713,926 |
| Support Services | \$6,492,207 |
| Instruction | — |
| Debt Service | \$658,940 |
| Capital Outlay | \$26,760 |
| Total Expenditures | \$43,891,833 |

Ending Fund Balance \$5,565,060

Total Expenditures and Ending Fund Balance \$49,456,893

2014-15 School District Requirements

| | |
|---------------------------|---------------------|
| State School Fund | \$ 28,519,652 |
| Property Taxes | \$10,046,129 |
| Total SSF Revenues | \$38,565,781 |

90% Requirement to Districts **\$34,709,203**

| | |
|---|---------------------|
| 2014-15 Service Credits | \$30,700,175 |
| 2014-15 Service Credit Adjustment | \$3,490,854 |
| 2014-15 Core Programs | \$313,468 |
| 2014-15 Core Adjustment (paid in 2014-15) | \$836,480 |
| Total Spent on Districts | \$35,340,977 |

2015-16 Operations Budget

| | |
|-------------------------------------|--------------------|
| Attendance Services | \$281,285 |
| Board of Directors | \$180,500 |
| Business Services | \$1,430,679 |
| Communication | \$117,632 |
| Courier Services | \$46,717 |
| Debt Service | \$660,000 |
| Facilities/Maintenance | \$429,396 |
| Human Resources/Reception | \$963,932 |
| Instruction Services | \$182,062 |
| Office of the Assist. Superintenden | \$250,646 |
| Office of the Superintendent | \$383,489 |
| Service Center Administration | \$550,662 |
| Student Support Services | \$524,204 |
| Technology | \$1,425,029 |
| Transfers - ESD operations | \$1,283,418 |
| | \$8,709,651 |

2014-15 Operations Expenditures

| | |
|--------------------------------------|--------------------|
| Attendance Services | \$235,824.00 |
| Board of Directors | \$136,025.00 |
| Business Services | \$1,373,711.00 |
| Communications | \$8,104.00 |
| Courier Services | \$35,877.00 |
| Debt Service | \$658,940.00 |
| Facilities/Maintenance | \$470,634.00 |
| Human Resources/Reception | \$1,131,458.00 |
| Instruction Services | \$229,672.00 |
| Office of the Assist. Superintendent | \$359,220.00 |
| Office of the Superintendent | \$560,074.00 |
| Service Center Administration | \$588,420.00 |
| Student Support Services | \$502,636.00 |
| Technology | \$867,007.00 |
| Transfers - ESD Operations | \$1,393,254.00 |
| | \$8,550,856 |

SERVICE CREDIT ALLOCATIONS

| | Resolution Plan ADMw w/ Growth* | % by Region | % by County | 2014-15 Service Credits | 2015-16 Service Credits | Change |
|-----------------------|---------------------------------------|----------------|----------------|----------------------------|----------------------------|--------------------------------|
| Clatsop County | | | | | | |
| Astoria | 2,220.21 | 1.89% | 36.78% | \$481,282 | \$510,821 | \$29,539 |
| Jewell | 267.06 | 0.23% | 4.42% | \$62,027 | \$61,445 | \$(582) |
| Knappa | 639.66 | 0.54% | 10.60% | \$135,013 | \$147,172 | \$12,159 |
| Seaside | 1,794.59 | 1.52% | 29.73% | \$411,553 | \$412,896 | \$1,343 |
| Warrenton-Hammond | 1,114.66 | 0.95% | 18.47% | \$236,958 | \$256,459 | \$19,501 |
| Total | 6,036.2 | 5.13% | 100.00% | \$1,326,833 | \$1,388,793 | \$61,960 |
| Columbia | | | | | | |
| Clatskanie | 903.14 | 0.77% | 10.04% | \$194,923 | \$207,793 | \$12,870 |
| Rainier | 1,134.82 | 0.96% | 12.61% | \$249,537 | \$261,097 | \$11,560 |
| Scappoose | 2,560.80 | 2.17% | 28.46% | \$565,524 | \$589,184 | \$23,660 |
| St. Helens | 3,651.03 | 3.10% | 40.58% | \$803,427 | \$840,021 | \$36,594 |
| Vernonia | 747.80 | 0.64% | 8.31% | \$162,046 | \$172,052 | \$10,006 |
| Total | 8,997.6 | 7.64% | 100.00% | \$1,975,457 | \$2,070,147 | \$94,690 |
| Tillamook | | | | | | |
| Neah-Kah-Nie | 970.01 | 0.82% | 24.79% | \$193,601 | \$223,178 | \$29,577 |
| Nestucca Valley | 653.65 | 0.56% | 16.70% | \$146,302 | \$150,390 | \$4,088 |
| Tillamook | 2,289.62 | 1.94% | 58.51% | \$508,416 | \$526,791 | \$18,375 |
| Total | 3,913.3 | 3.32% | 100.00% | \$848,319 | \$900,359 | \$52,040 |
| Washington | | | | | | |
| Banks | 1,275.09 | 1.08% | 1.29% | \$279,675 | \$293,370 | \$13,695 |
| Beaverton | 45,518.72 | 38.66% | 46.07% | \$13,343,283 | \$13,963,803 ¹ | \$620,520 |
| Forest Grove | 7,182.36 | 6.10% | 7.27% | \$1,574,226 | \$1,652,503 | \$78,277 |
| Gaston | 784.54 | 0.67% | 0.79% | \$143,636 | \$180,505 | \$36,869 |
| Hillsboro | 24,138.03 | 20.50% | 24.43% | \$6,931,337 | \$7,404,837 ¹ | \$473,500 |
| Sherwood | 5,717.06 | 4.86% | 5.79% | \$1,239,047 | \$1,315,369 | \$76,322 |
| Tigard-Tualatin | 14,182.46 | 12.05% | 14.35% | \$3,107,637 | \$3,263,071 | \$155,434 |
| Total | 98,798.3 | 83.91% | 100.00% | \$26,618,841 | \$28,073,458 | \$1,454,617 |
| TOTAL | 117,745.3 | 100.00% | | \$30,769,450 | \$32,432,757 | \$1,663,307² |

Notes: 1. Allocation represents total funds available per HB 3401

2. Increase primarily due to increased distribution to Beaverton and Hillsboro per HB 3401

CORE SERVICES

| | 2014-15 Total Cost | | 2014-15 Total Cost |
|-------------------------------------|--------------------|---------------------------------|--------------------|
| Technology | \$2,038,316 | County Allocations: | |
| School Improvement | \$208,951 | Clatsop | \$216,520.5 |
| Miscellaneous Core Services: | | Columbia | \$260,992 |
| Home School | \$12,304 | Tillamook | \$183,583 |
| Emergency Closure Network | \$8,000 | Washington | \$562,187 |
| County Allocations | 1,223,283 | Total County Allocations | \$1,223,283 |
| Total CORE Services | \$3,490,854 | | |

Expenditures by District

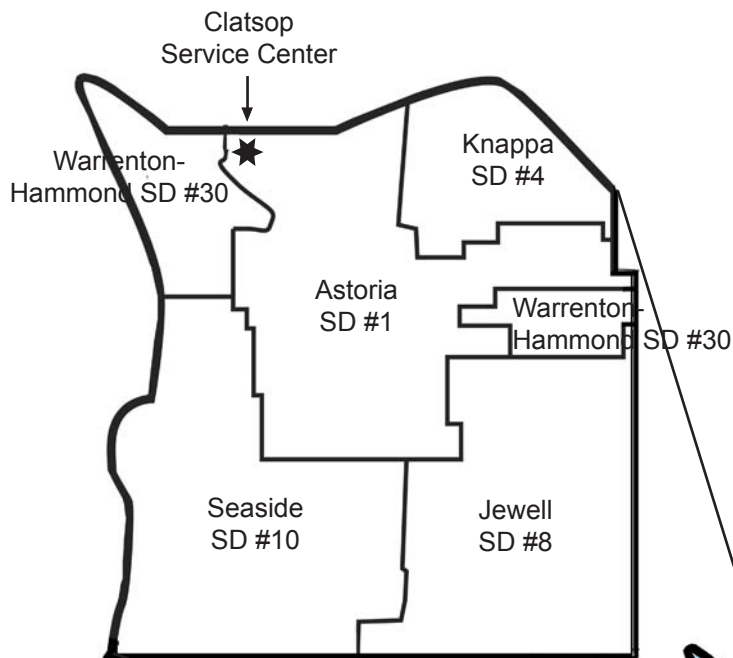
| | CLATSOP COUNTY | | | | | COLUMBIA COUNTY | | | | |
|--|----------------------|----------------------|---------------------|----------------------|----------------------|----------------------|----------------------|----------------------|----------------------|----------------------|
| | Astoria | Jewell | Knappa | Seaside | Warrenton-Hammond | Clatskanie | Rainier | Scappoose | St. Helens | Vernonia |
| SPECIAL STUDENT SERVICES | | | | | | | | | | |
| American Sign Language Teacher (Hillsboro Only) | | | | | | | | | | |
| Audiological Services | \$ 950.00 | | | \$ 300.00 | | \$ 1,500.00 | \$ 205.00 | | \$ 250.00 | |
| Augmentative Communication/Assistive Technology | \$3,080.00 | | | \$ 2,213.75 | \$ 2,310.00 | \$ 1,232.00 | \$ 3,850.00 | \$ 4,004.00 | \$ 1,809.50 | \$ 1,925.00 |
| Autism Spectrum Disorder (ASD) | \$ - | | | | | | | | \$ 44,058.00 | |
| Deaf/Hard of Hearing Classrooms: Groner Elem. | | | | | | | | | | |
| Deaf/Hard of Hearing Staffing | \$ 173.25 | | | \$ 115.50 | | \$ 102.41 | \$ 51,871.00 | | \$ 119,308.00 | \$ 38.50 |
| ED/DD Program Staffing | | | | | | | | | \$ 379,885.00 | \$ 48,959.00 |
| EI/ECSE Evaluations | \$39,825.00 | | \$ 11,808.00 | \$ 34,092.00 | \$ 18,309.00 | \$ 15,473.00 | \$ 13,015.00 | \$ 2 3,049 | \$ 53,861.00 | \$ 8,597.00 |
| Misc. Special Ed | | | | | \$ 38.00 | | | | | |
| Nursing Services | | | | | | | | | | |
| Occupational Therapy Services | \$ 88,116.00 | | \$ 11,014.50 | \$ 66,087.00 | | \$ 24,231.90 | \$ 25,333.35 | \$ 55,072.50 | \$ 66,087.00 | \$ 8,811.60 |
| Physical Therapy Services | \$ 17,094.00 | | \$ 5,507.25 | | \$ 16,521.75 | \$ 2,760.05 | \$ 3,579.68 | \$ 11,813.26 | \$ 10,970.11 | \$ 3,618.18 |
| School Psychologists | \$ 110,145.00 | \$ 44,058.00 | \$ 11,014.50 | \$ 110,145.00 | \$ 110,145.00 | \$ 88,116.00 | | \$ 165,217.50 | \$ 176,232.00 | |
| Speech & Language Services | \$294,535.00 | \$ 22,029.00 | | \$ 307,847.16 | \$ 182,270.00 | \$ 66,352.00 | \$ 101,884.13 | | | \$ 83,532.75 |
| Transportation (EI/ECSE) | | | | | | | | \$ 12,457.25 | | |
| Vision Services | | | | | | | | | | |
| Youth Transition Program - Clatsop Co. Only | \$ 8,231.33 | \$ 2,628.49 | \$ 6,156.20 | \$ 10,548.55 | \$ 7,020.84 | | | | | |
| INSTRUCTIONAL SERVICES/SCHOOL PROGRAMS | | | | | | | | | | |
| After School Program (Neah-Kah-Nie only) | | | | | | | | | | |
| Alternative Education Review | | | | | | | | | | |
| Cascade Academy | | | | | | | | | | \$ 6,758.00 |
| Cascade Ed Corps: CEC (Tigard-Tualatin only) | | | | | | | | | | |
| Fire Science Program (Hillsboro Only) | | | | | | | | | | |
| GED Prep Program (Forest Grove only) | | | | | | | | | | |
| Lifeworks NW Day Treatment Programs | | | | | | | | \$ 16,185.00 | | |
| Levi Anderson Learning Center | | | | | | | | | | |
| Outdoor Science School | | \$ 2,340.00 | | \$ 15,939.00 | | | | | \$ 28,178.00 | |
| P.A.C.E Program | | | | | | | | | | \$ 46,512.20 |
| Pacific Academy | | | | | | | | \$ 16,132.00 | | |
| Professional Development | | \$ 555.00 | \$ 500.00 | \$ 1,200.00 | \$ 250.00 | \$ 600.00 | \$ 225.00 | \$ 600.00 | \$ 475.00 | \$ 100.00 |
| TECHNOLOGY | | | | | | | | | | |
| Data Warehouse | \$ 3,986.71 | \$ 486.12 | \$ 1,152.24 | \$ 3,266.17 | | \$ 1,643.64 | \$ 2,065.34 | | \$ 6,644.82 | |
| Destiny: Library/Textbook Management System | | | | | | | | | | |
| Infinite Visions: Fiscal Management System | \$ 20,746.27 | \$ 15,499.49 | \$ 15,031.80 | \$ 20,225.80 | \$ 15,043.37 | \$ 15,026.01 | \$ 14,522.44 | \$ 23,803.64 | \$ 29,898.02 | \$ 12,120.35 |
| Learn360 Streaming Video | | \$ 52.56 | \$ 175.89 | \$ 568.67 | \$ 323.40 | \$ 272.85 | \$ 375.06 | | \$ 1,222.04 | \$ 212.21 |
| Smarter Balanced Grades | \$ 4,064.75 | | \$ 940.75 | \$ 3,950.80 | \$ 1,753.70 | \$ 1,409.35 | \$ 1,806.95 | | | \$ 962.05 |
| Technology Staffing, Support, Services, & Purchasing | | \$ 6,148.36 | | | \$ 34.26 | \$ 18,664.75 | \$ 18,769.33 | \$ 4,799.24 | | \$ 32,741.27 |
| OTHER | | | | | | | | | | |
| Business Services | | \$ 50,000.00 | | | | \$ 42,000.00 | | | \$ 3,000.00 | \$ 55,000 |
| Career and Technical Education Staffing | | | | | | | | | | |
| Public School Works Online Training for Staff | \$ 258.00 | \$ 40.00 | \$ 99.00 | \$ 253.00 | \$ 578.00 | \$ 637.00 | | \$ 224.00 | \$ 7,767.50 | |
| Substitute Employees Management Services | \$8,609.65 | \$ 1,734.45 | \$ 2,479.55 | \$6,920.00 | \$ 6,351.25 | \$ 3,568.10 | \$ 4,652.75 | \$ 9,278.10 | \$ 14,709.55 | \$ 3,798.60 |
| Tillamook Ed Consortium Dues | | | | | | | | | | |
| Truancy Services | \$ 3,584.00 | | | \$ 4,480.00 | | | | \$ 4,312.00 | \$ 23,968.00 | |
| Other Billing | \$171.52 | | | | | | | | | |
| TOTAL | \$ 603,570.48 | \$ 145,571.47 | \$ 65,879.68 | \$ 588,152.40 | \$ 360,948.57 | \$ 283,589.06 | \$ 242,155.03 | \$ 346,947.49 | \$ 968,323.54 | \$ 313,686.71 |

Expenditures by District

| | TILLAMOOK COUNTY | | | WASHINGTON COUNTY | | | | | | | |
|--|----------------------|----------------------|----------------------|----------------------|------------------------|----------------------|---------------------|------------------------|------------------------|------------------------|-------------------------|
| | Neah-Kah-Nie | Nestucca Valley | Tillamook | Banks | Beaverton | Forest Grove | Gaston | Hillsboro | Sherwood | Tigard-Tualatin | TOTAL |
| SPECIAL STUDENT SERVICES | | | | | | | | | | | |
| American Sign Language Teacher (Hillsboro Only) | | | | | | | | \$ 120,000.00 | | | \$ 120,000.00 |
| Audiological Services | | | \$ 500.00 | | \$ 4,131.50 | \$ 410.00 | \$ 1,500.00 | \$ 7,532.50 | \$ 400.00 | \$ 2,414.00 | \$ 20,093.00 |
| Augmentative Communication/Assistive Technology | \$ 4,620.00 | \$ 1,205.05 | \$ 7,700.00 | \$ 866.25 | | \$ 3,850.00 | \$ 3,465.00 | \$ 231,304.50 | \$ 1,155.00 | \$ 11,014.50 | \$ 285,604.55 |
| Autism Spectrum Disorder (ASD) | | \$ 4,504.50 | | | | | | | \$ 115.50 | | \$ 48,678.00 |
| Deaf/Hard of Hearing Classrooms: Groner Elem. | | | | | \$ 144,000.00 | | | \$ 96,000.00 | \$ 14,400.00 | \$ 180,000.00 | \$ 434,400.00 |
| Deaf/Hard of Hearing Staffing | | | \$ 1,596.25 | | \$ 53,225.00 | \$ 295,815.00 | \$ 1,925.00 | \$ 6,942.25 | \$ 57.75 | \$ 119,989.00 | \$ 651,158.91 |
| ED/DD Program Staffing | | | | | \$ 9,870.00 | | | \$ 375,180.00 | | | \$ 813,894.00 |
| EI/ECSE Evaluations | \$ 8,922.00 | \$ 8,027.00 | \$ 35,458.00 | \$ 13,374.00 | \$ 680,373.00 | \$ 134,756.00 | \$ 9,129.00 | \$ 488,941.00 | \$ 51,230.00 | \$ 186,661.00 | \$ 1,834,900.00 |
| Other Special Ed Billing | \$ 38.00 | \$ 375.00 | \$ 890.00 | | \$ 872.50 | | | \$ 1,122.19 | | \$ 62.50 | \$ 3,398.19 |
| Nursing Services | | | | \$ 19,974.00 | | \$ 939.00 | | \$ 2,556.00 | \$ 256,815.00 | | \$ 280,284.00 |
| Occupational Therapy Services | \$ 22,029.00 | \$ 18,724.65 | \$ 55,342.00 | \$ 32,463.50 | | \$ 308.00 | \$ 4,312.00 | \$ 527,173.00 | \$ 99,130.50 | \$ 158,828.95 | \$ 1,263,065.45 |
| Physical Therapy Services | \$ 22,029.00 | | \$ 36,347.85 | | | | \$ 6,160.00 | \$ 127,079.72 | \$ 73,797.15 | | \$ 337,278.00 |
| School Psychologists | \$ 55,072.50 | | \$ 55,072.50 | \$ 110,145.00 | | | | | | \$ 129,583.50 | \$ 1,164,946.50 |
| Speech & Language Services | \$ 120,180.75 | \$ 88,116.00 | | \$ 55,072.50 | | \$ 616.00 | | | | \$ 470,315.50 | \$ 1,792,750.79 |
| Transportation (EI/ECSE) | | | \$ 2,037.42 | | \$ 2,183.91 | | | | | | \$ 16,678.58 |
| Vision Services | | | \$ 147.07 | | \$ 722.80 | \$ 4,293.40 | | \$ 2,900.65 | | \$ 3,297.40 | \$ 11,361.32 |
| Youth Transition Program - Clatsop Co. Only | | | | | | | | | | | \$ 34,585.41 |
| INSTRUCTIONAL SERVICES/SCHOOL PROGRAMS | | | | | | | | | | | |
| After School Program (Neah-Kah-Nie only) | \$ 39,891.74 | | | | | | | | | | \$ 39,891.74 |
| Alternative Education Review | | | | | \$ 2,500.00 | \$ 2,500.00 | | | | | \$ 5,000.00 |
| Cascade Academy | | | | | \$ 949,375.00 | | | \$ 645,575.00 | \$ 227,850.00 | \$ 75,950.00 | \$ 1,905,508.00 |
| Cascade Ed Corps: CEC (Tigard-Tualatin only) | | | | | | | | | | \$ 15,000.00 | \$ 15,000.00 |
| Fire Science Program (Hillsboro Only) | | | | | | | | \$ 112,203.74 | | | \$ 112,203.74 |
| GED Prep Program (Forest Grove only) | | | | | | \$ 57,243.35 | | | | | \$ 57,243.35 |
| Lifeworks NW Day Treatment Programs | | | | \$ 16,309.50 | \$ 433,300.00 | \$ 91,142.00 | | \$ 437,533.00 | \$ 129,990.00 | \$ 216,650.00 | \$ 1,341,109.50 |
| Levi Anderson Learning Center | | | | \$ 81,925.00 | \$ 909,930.00 | | | \$ 436,288.00 | \$ 43,330.00 | \$ 87,105.00 | \$ 1,558,578.00 |
| Outdoor Science School | \$ 1,610.54 | \$ 3,509.76 | | \$ 41,257.50 | \$ 201,577.58 | | | \$ 138,760.69 | \$ 54,539.00 | \$ 71,000.06 | \$ 558,712.13 |
| P.A.C.E Program | | | | \$ 44,944.50 | | \$ 99,055.20 | | \$ 144,625.20 | | \$ 14,490.00 | \$ 349,627.10 |
| Pacific Academy | | | | | \$ 1,177,225.00 | | \$ 38,150.00 | \$ 417,725.00 | | \$ 75,950.00 | \$ 1,725,182.00 |
| Professional Development | \$ 1,225.00 | \$ 350.40 | \$ 350.00 | \$ 400.00 | \$ 450.00 | \$ 1,925.00 | \$ 650.00 | \$ 8,075.00 | | \$ 2,625.00 | \$ 20,555.40 |
| TECHNOLOGY | | | | | | | | | | | |
| Data Warehouse | | | | | | \$ 13,071.97 | | | \$ 10,176.71 | \$ 25,812.15 | \$ 68,305.87 |
| Destiny: Library/Textbook Management System | | | | | \$ 55,006.54 | | | \$ 73,415.06 | | | \$ 128,421.60 |
| Infinite Visions: Fiscal Management System | \$ 15,031.80 | \$ 15,031.80 | | \$ 16,631.52 | | \$ 53,147.28 | \$ 13,614.55 | \$ 136,056.30 | \$ 38,529.59 | \$ 109,313.03 | \$ 579,273.06 |
| Learn360 Streaming Video | \$ 266.69 | | \$ 736.36 | \$ 430.12 | \$ 14,631.91 | \$ 2,204.66 | \$ 183.07 | | \$ 947.66 | | \$ 22,603.15 |
| Smarter Balanced Grades | | | \$ 3,887.25 | \$ 2,211.65 | \$ 66,622.85 | \$ 15,079.70 | | | \$ 8,885.65 | | \$ 111,575.45 |
| Technology Staffing, Support, Services, & Purchasing | \$ 5,716.11 | | | \$ 6,990.00 | \$ 392.00 | \$ 20,570.00 | | | | \$ 85,975.80 | \$ 200,801.12 |
| OTHER | | | | | | | | | | | |
| Business Services | | \$ 50,000.00 | | | | | \$ 10,000.00 | | | | \$ 60,000.00 |
| Career and Technical Education Staffing | | | \$ 39,949.04 | | | | | | | | \$ 39,949.04 |
| Public School Works Online Training for Staff | \$ 146.00 | | \$ 341.00 | \$ 154.00 | | \$ 742.00 | \$ 76.00 | | \$ 601.00 | | \$ 2,060.00 |
| Substitute Employees Management Services | \$ 735.25 | \$ 480.25 | \$ 1,700.00 | \$ 4,729.00 | | \$ 31,191.00 | \$ 3,868.00 | \$ 14,940.50 | \$ 23,580.95 | \$ 2,544.00 | \$ 83,768.95 |
| Tillamook Ed Consortium Dues | \$ 15,000.00 | \$ 15,000.00 | \$ 15,000.00 | | | | | | | | \$ 45,000.00 |
| Truancy Services | | | | | \$ 8,372.00 | \$ 61,628.00 | | \$ 112.00 | \$ 2,968.00 | \$ 34,832.00 | \$ 107,912.00 |
| Other Billing | \$ 5,485.00 | \$ 2,500.00 | | \$ 200.00 | | \$ 5,600.00 | \$ 225.40 | | | \$ 1,500.00 | \$ 0.40 |
| TOTAL | \$ 317,999.38 | \$ 207,824.41 | \$ 257,054.74 | \$ 448,078.04 | \$ 4,714,761.59 | \$ 896,087.56 | \$ 93,258.02 | \$ 4,552,041.30 | \$ 1,038,499.46 | \$ 2,080,913.39 | \$ 18,525,342.32 |

Northwest Regional ESD Clatsop Service Center

Elizabeth Friedman, Service Center Administrator • (503) 325-2862
3194 Marine Drive • Astoria, OR 97103



Serving the School Districts of Clatsop County:

- Astoria SD #1
- Jewell SD #8
- Knappa SD #4
- Seaside SD #10
- Warrenton-Hammond SD #30



ASTORIA SCHOOL DISTRICT

Craig Hoppes, Superintendent

785 Alameda Ave. • Astoria, OR 97103
Phone: 503-325-6441 • Fax: 503-325-6524

www.astoria.k12.or.us

Programs and Services

SPECIAL STUDENT SERVICES

Early Intervention/Early Childhood Services (EI/ECSE):

Children served: 79

Evaluations completed: 51

Low Incidence Regional Programs—52 students were served in these areas:

Autism: 42

Deaf/Blind: 0

Hearing & Audiology: 3

Orthopedics: 6

Vision: 0

Hours of Service to Children:

EI/ECSE Evaluations: 494

EI/ECSE Special Education: 5,560

Low Incidence Regional Programs: 1,460

School Psychologists, Speech Language Services, and Motor Team: 6,491

SCHOOLS DEPARTMENT

- Home School Students Registered—96

TECHNOLOGY SERVICES

- Student Information System Support Contacts—82
- Truancy Enforcement Contacts—32

SERVICE CREDIT UTILIZATION

Special Student Services

| | |
|---|--------------|
| Speech Language Services | \$292,415.00 |
| School Psychologists | \$110,145.00 |
| EI/ECSE Evaluations | \$20,000.00 |
| Physical and Occupational Therapy Services..... | \$17,094.00 |
| Youth Transition Program | \$8,231.33 |
| Augmentative Communication/Assistive Technologist | \$3,080.00 |

Technology Services

| | |
|--|-------------|
| Infinite Visions Maintenance Fee | \$20,746.27 |
|--|-------------|

Human Resources

| | |
|---|------------|
| Substitute Employees Management Services..... | \$7,338.65 |
| CRIS Personnel Background Checks | \$623.00 |
| Public School Works Online Employee Training..... | \$258.00 |

Total credits used..... \$479,931.25

CONTRACTED SERVICES

Special Student Services

| | |
|--|-------------|
| Physical and Occupational Therapy Services..... | \$88,116.00 |
| Speech Language Services | \$2,120.00 |
| FM Rentals (Personal frequency modulation systems) | \$950.00 |
| Itinerant Teacher: Deaf Hard of Hearing | \$173.25 |

Technology Services

| | |
|----------------------|------------|
| Data Warehouse | \$3,986.71 |
|----------------------|------------|

Other Services

| | |
|------------------------|------------|
| Truancy Services | \$3,584.00 |
|------------------------|------------|

Total contracted services \$98,929.96

ADDITIONAL SERVICES PURCHASED

| | |
|--|-------------|
| EI/ECSE Evaluations | \$19,825.00 |
| CRIS Personnel Background Checks | \$648.00 |
| Smarter Balanced Grades | \$4,064.75 |
| Full Day Substitute | \$171.52 |

Total additional services purchased \$24,709.27

TOTAL BILLED FY \$603,570.48

Astoria School District

JEWELL SCHOOL DISTRICT

Alice Hunsaker, Superintendent

83874 Hwy. 103 • Seaside, OR 97138
Phone: 503-755-2451 • Fax: 503-755-0616

www.jewell.k12.or.us

Programs and Services

SPECIAL STUDENT SERVICES

Early Intervention/Early Childhood Services (EI/ECSE):

Children served: 2

Evaluations completed: 0

Low Incidence Regional Programs—3 students were served in these areas:

Autism: 3

Deaf/Blind: 0

Hearing & Audiology: 0

Orthopedics: 0

Vision: 0

Hours of Service to Children:

EI/ECSE Evaluations: 0

EI/ECSE Special Education: 137

Low Incidence Regional Programs: 243

School Psychologists, Speech Language Services, Motor Team: 801

SCHOOLS DEPARTMENT

- Northwest Outdoor Science School Student Participation—10
- Home School Students Registered—14
- ORVED Online Courses—3

TECHNOLOGY SERVICES

- Multimedia Streamings (Learn360)—295
- Student Information System Support Contacts—71

SERVICE CREDIT UTILIZATION

Special Student Services

| | |
|--------------------------------|-------------|
| School Psychologists | \$44,058.00 |
| Speech Language Services | \$22,029.00 |
| Youth Transition Program | \$2,628.49 |

Total credits used..... \$68,715.49

CONTRACTED SERVICES

Technology Services

| | |
|--|-------------|
| Infinite Visions Maintenance Fee | \$14,937.59 |
| Data Warehouse Services | \$486.12 |

Human Resources

| | |
|---|------------|
| Substitute Employees Management Services..... | \$1,487.95 |
| CRIS Personnel Background Checks | \$246.50 |
| Public School Works Online Employee Training..... | \$40.00 |

Instructional Services

| | |
|--|------------|
| Northwest Outdoor Science School | \$2,340.00 |
|--|------------|

Business Office

| | |
|----------------|-------------|
| Staffing | \$50,000.00 |
|----------------|-------------|

Total contracted services \$69,538.16

ADDITIONAL SERVICES PURCHASED

| | |
|---------------------------------|------------|
| Technology Services..... | \$6,148.36 |
| Infinite Visions Training | \$561.90 |
| Workshops | \$555.00 |
| Learn360 Streaming Video..... | \$52.56 |

Total additional services purchased \$7,317.82

TOTAL BILLED FY..... \$145,571.47

Jewell School District

KNAPPA SCHOOL DISTRICT

Terrance Smyth, Superintendent

41535 Old Hwy. 30 • Astoria, OR 97103
Phone: 503-458-6166 • Fax: 503-458-5466

www.knappa.k12.or.us

Programs and Services

SPECIAL STUDENT SERVICES

Early Intervention/Early Childhood Services (EI/ECSE):

Children served: 17

Evaluations completed: 17

Low Incidence Regional Programs—13 students were served in these areas:

Autism: 9

Deaf/Blind: 0

Hearing & Audiology: 2

Orthopedics: 2

Vision: 0

Hours of Service to Children:

EI/ECSE Evaluations: 65

EI/ECSE Special Education: 204

Low Incidence Regional Programs: 170

School Psychologists, Speech Language Services, Motor Team: 255

SCHOOLS DEPARTMENT

- ORVED Online Courses—53
- Home School Students Registered—22

TECHNOLOGY SERVICES

- Multimedia Streamings (Learn360)—33
- Student Information System Support Contacts—60

OTHER SERVICES

- Truancy Enforcement Contacts—22
- No cost to districts with ADM under 1,000*

SERVICE CREDIT UTILIZATION

Special Student Services

| | |
|--|-------------|
| Physical and Occupational Therapy Services..... | \$16,521.75 |
| Evaluation of Children for Early Intervention Services | \$11,808.00 |
| School Psychologist | \$11,014.50 |
| Youth Transition Program | \$6,156.20 |

Technology Services

| | |
|--|-------------|
| Infinite Visions Maintenance Fee | \$15,031.80 |
| Data Warehouse Services | \$1,152.24 |

Human Resources

| | |
|---|------------|
| Substitute Employee Management Services | \$2,267.05 |
| CRIS Personnel Background Checking | \$153.00 |
| Public School Works Online Employee Training..... | \$99.00 |

Total credits used..... \$64,203.54

ADDITIONAL SERVICES PURCHASED

| | |
|--|----------|
| Smarter Balanced Grades | \$940.75 |
| Workshops | \$500.00 |
| Learn360 Streaming Video..... | \$175.89 |
| CRIS Personnel Background Checking | \$59.50 |

Total additional services purchased \$1,676.14

TOTAL BILLED FY..... \$65,879.68

Knappa School District

SEASIDE SCHOOL DISTRICT

Dr. Doug Dougherty, Superintendent

1801 S. Franklin St. • Seaside, OR 97138

Phone: 503-738-5591 • Fax: 503-738-3471

www.seaside.k12.or.us

Programs and Services

SPECIAL STUDENT SERVICES

Early Intervention/Early Childhood Services (EI/ECSE):

Children served: 61

Evaluations completed: 44

Low Incidence Regional Programs—41 students were served in these areas:

Autism: 34

Deaf/Blind: 2

Hearing & Audiology: 2

Orthopedics: 1

Vision: 2

Hours of Service to Children:

EI/ECSE Evaluations: 390

EI/ECSE Special Education: 4,458

Low Incidence Regional Programs: 1,129

School Psychologists, Speech Language Services, Motor Team: 7,200

SCHOOLS DEPARTMENT

- Northwest Outdoor Science School Student Participation—99
- Home School Students Registered—66

TECHNOLOGY SERVICES

- Multimedia Streamings (Learn360)—266
- Student Information System Support Contacts—121

OTHER SERVICES

- Truancy Enforcement Contacts—40

SERVICE CREDIT UTILIZATION

Special Student Services

| | |
|--|--------------|
| Speech Language Services | \$220,290.00 |
| School Psychologists | \$110,145.00 |
| Physical and Occupational Therapy Services..... | \$53,318.00 |
| Evaluation of Children for Early Intervention Services | \$15,000.00 |
| Youth Transition Program | \$10,548.55 |
| Augmentative Communication/Assistive Technologist | \$1,540.00 |

Total credits used..... \$410,841.55

CONTRACTED SERVICES

Special Student Services

| | |
|---|-------------|
| Speech Language Pathologist Assistants..... | \$87,557.16 |
| Physical and Occupational Therapy Services..... | \$12,769.00 |
| Augmentative Communication/Assistive Technologist | \$673.75 |
| FM Rentals (Personal frequency modulation systems)..... | \$300.00 |
| Itinerant Teacher: Deaf Hard of Hearing | \$115.50 |

Technology Services

| | |
|--|-------------|
| Infinite Visions Maintenance Fee | \$19,663.90 |
|--|-------------|

Human Resources

| | |
|---|------------|
| Substitute Employee Management Services | \$5,729.00 |
| Truancy Enforcement | \$4,480.00 |
| CRIS Personnel Background Checking | \$1,191.00 |
| Public School Works Online Employee Training..... | \$253.00 |

Total contracted services \$132,732.31

ADDITIONAL SERVICES PURCHASED

| | |
|--|-------------|
| Evaluation of Children for Early Intervention Services | \$19,092.00 |
| Northwest Outdoor Science School | \$15,939.00 |
| Smarter Balanced Grades | \$3,950.80 |
| Data Warehouse Services | \$3,266.17 |
| Workshops | \$1,200.00 |
| Learn360 Streaming Video..... | \$568.67 |
| Infinite Visions Training..... | \$561.90 |

Total additional services purchased \$44,578.54

TOTAL BILLED FY..... \$588,152.40

WARRENTON-HAMMOND SCHOOL DISTRICT

Mark Jeffery, Superintendent

820 SW Cedar Street • Warrenton, OR 97146

Phone: 503-861-2281 • Fax: 503-861-2911

www.whsd.k12.or.us

Programs and Services

SPECIAL STUDENT SERVICES

Early Intervention/Early Childhood Services (EI/ECSE):

Children served: 42

Evaluations completed: 24

Low Incidence Regional Programs—33 students were served in these areas:

Autism: 28

Deaf/Blind: 0

Hearing & Audiology: 0

Orthopedics: 1

Vision: 1

Hours of Service to Children:

EI/ECSE Evaluations: 312

EI/ECSE Special Education: 2,302

Low Incidence Regional Programs: 1,094

School Psychologists, Speech Language Services, Motor Team: 4,458

SCHOOLS DEPARTMENT

- Home School Students Registered—60

TECHNOLOGY SERVICES

- Multimedia Streamings (Learn360)—73
- Student Information System Support Contacts—88

OTHER SERVICES

- Truancy Enforcement Contacts—83

SERVICE CREDIT UTILIZATION

Special Student Services

| | |
|--|--------------|
| Speech Language Pathologists | \$182,270.00 |
| School Psychologists | \$110,145.00 |
| Physical and Occupational Therapy Services..... | \$16,521.75 |
| Evaluation of Children for Early Intervention Services | \$12,723.00 |
| Youth Transition Program | \$7,020.84 |
| Augmentative Communication/Assistive Technologist | \$2,310.00 |

Total credits used..... \$330,990.59

CONTRACTED SERVICES

Technology Services

| | |
|--|-------------|
| Infinite Visions Maintenance Fee | \$15,043.37 |
|--|-------------|

Total contracted services \$15,043.37

ADDITIONAL SERVICES PURCHASED

| | |
|--|------------|
| Evaluation of Children for Early Intervention Services | \$5,586.00 |
| Substitute Employee Management Services | \$4,996.10 |
| Smarter Balanced Grades | \$1,753.70 |
| CRIS Background Checks..... | \$1,355.15 |
| Public School Works Online Employee Training..... | \$578.00 |
| Learn360 Streaming Video..... | \$323.40 |
| Workshops | \$250.00 |
| Regional Equipment Center: Missing/Damaged Equipment | \$38.00 |
| Technology Servicesd..... | \$34.26 |

Total additional services purchased \$14,914.61

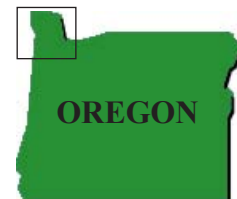
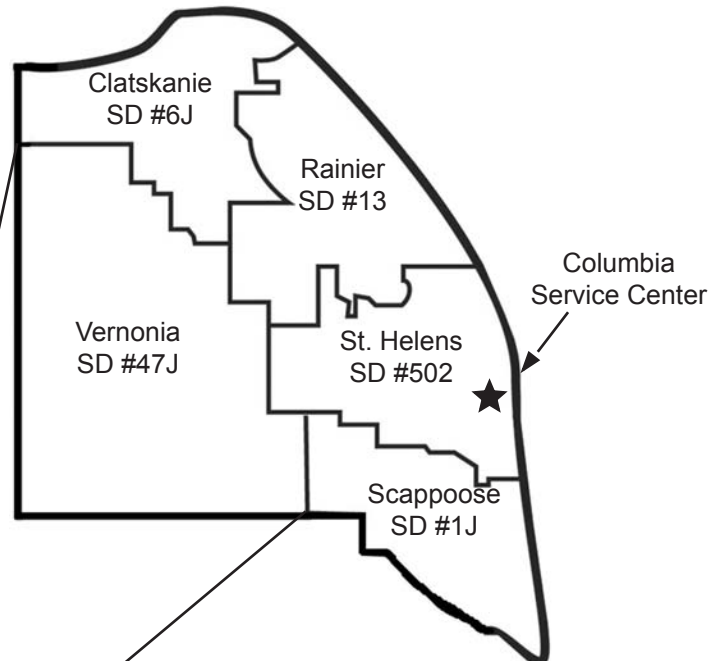
TOTAL BILLED FY..... \$360,948.57

Northwest Regional ESD Columbia Service Center

Cynthia Jaeger, Service Center Administrator • (503) 366-4100
800 Port Avenue • St. Helens, OR 97051

Serving the School Districts of Columbia County:

- Clatskanie SD #6J
- Rainier SD #13
- Scappoose SD #1J
- St. Helens SD #502
- Vernonia SD #47J



CLATSKANIE SCHOOL DISTRICT

Lloyd Hartley, Superintendent

815 S. Nehalem • Clatskanie, OR 97016
Phone: 503-728-0587 • Fax: 503-728-0608

www.csd.k12.or.us

Programs and Services

SPECIAL STUDENT SERVICES

Early Intervention/Early Childhood Special Education (EI/ECSE):

Children served: 19

Evaluations completed: 19

Low Incidence Regional Programs—16 students were served in these areas:

Autism: 10

Deaf/Blind: 0

Hearing & Audiology: 2

Orthopedics: 2

Vision: 2

Hours of Service to Children:

EI/ECSE Evaluations: 169

EI/ECSE Special Education: 1,398

Low Incidence Regional Programs: 405

School Psychologists, Speech Language Services, Motor Team: 2,447

SCHOOLS DEPARTMENT

- Home School Students Registered—38
- ORVED Online Courses—7

TECHNOLOGY SERVICES

- Multimedia Streamings (Learn360)—435
- Student Information System Support Contacts—1

OTHER SERVICES

- Truancy Enforcement Contacts—3

SERVICE CREDIT UTILIZATION

Special Student Services

| | |
|---|-------------|
| School Psychologist | \$88,116.00 |
| Speech Language Pathologist..... | \$66,087.00 |
| Physical and Occupational Therapy Services..... | \$26,991.95 |
| Evaluation of Children for Early Intervention Services..... | \$15,473.00 |
| FM Rentals (Personal frequency modulation systems)..... | \$1,500.00 |
| Augmentative Communication/Assistive Technologist | \$1,232.00 |
| Itinerant Teacher: Deaf Hard of Hearing | \$102.41 |

Technology Services

| | |
|--|-------------|
| Infinite Visions Maintenance Fee | \$15,026.01 |
| District Level Technology Support..... | \$8,000.00 |
| Data Warehouse Services | \$1,643.64 |

Human Resources

| | |
|---|----------|
| Substitute Employees Management Services..... | \$113.35 |
| CRIS Personnel Background Checks | \$454.75 |

Total credits used..... \$22,7740.11

CONTRACTED SERVICES

Special Student Service

| | |
|---|----------|
| Speech Language Pathologist Assistant | \$265.00 |
|---|----------|

Business Services

| | |
|----------------|-------------|
| Staffing | \$42,000.00 |
|----------------|-------------|

Total contracted services \$42,265.00

ADDITIONAL SERVICES PURCHASED

| | |
|---|-------------|
| Technology Services..... | \$10,664.75 |
| Smarter Balanced Grades | \$1,409.35 |
| Public School Works Online Employee Training..... | \$637.00 |
| OIS Training (Oregon Intervention System) | \$400.00 |
| Learn360 Streaming Video | \$272.85 |
| Workshops | \$200.00 |

Total additional services purchased \$13,583.95

TOTAL BILLED FY \$283,589.06

Clatskanie School District

RAINIER SCHOOL DISTRICT

Michael Carter, Superintendent

28168 Old Rainier Rd. • Rainier, OR 97048

Phone: 503-556-3777 • Fax: 503-556-3778

www.rainier.k12.or.us

Programs and Services

SPECIAL STUDENT SERVICES

Early Intervention/Early Childhood Special Education (EI/ECSE):

Children served: 19

Evaluations completed: 17

Low Incidence Regional Programs—8 students were served in these areas:

Autism: 6

Deaf/Blind: 0

Hearing & Audiology: 2

Orthopedics: 0

Vision: 0

Hours of Service to Children:

EI/ECSE Evaluations: 208

EI/ECSE Special Education: 1,626

Low Incidence Regional Programs: 1,681

School Psychologists, Speech Language Services, Motor Team: 478

SCHOOLS DEPARTMENT

- ORVED Online Courses—9
- Home School Students Registered—91

TECHNOLOGY SERVICES

- Multimedia Streamings (Learn360)—245
- Student Information System Support Contacts—105

OTHER SERVICES

- Truancy Enforcement Contacts—32

SERVICE CREDIT UTILIZATION

Special Student Services

| | |
|---|-------------|
| Deaf/Hard of Hearing Staffing (ASL Assistant)..... | \$51,871.00 |
| Physical and Occupational Therapy Services..... | \$28,913.03 |
| Evaluation of Children for Early Intervention Services..... | \$13,015.00 |
| Augmentative Communication/Assistive Technologist | \$3,850.00 |
| Audiology | \$205.00 |

Technology Services

| | |
|--|-------------|
| Infinite Visions Maintenance Fee | \$14,522.44 |
| District Level Support | \$11,500.00 |
| Data Warehouse Services | \$2,065.34 |

Human Resources

| | |
|---|------------|
| Substitute Employee Management Services | \$3,841.00 |
| CRIS Personnel Background Checks | \$811.75 |

Total credits used..... \$130,594.56

CONTRACTED SERVICES

Special Student Services

| | |
|---|--------------|
| Speech Language Pathologist Assistants..... | \$101,884.13 |
|---|--------------|

Total contracted Services..... \$101,884.13

ADDITIONAL SERVICES PURCHASED

| | |
|--------------------------------|------------|
| Technology Services..... | \$6,839.83 |
| Smarter Balanced Grades | \$1,806.95 |
| NNAT2 Testing Materials..... | \$429.50 |
| Learn360 Streaming Video | \$375.06 |
| Workshops | \$225.00 |

Total additional services purchased \$9,676.34

TOTAL BILLED FY \$242,155.03

Rainier School District

SCAPPOOSE SCHOOL DISTRICT

Stephen Jupe, Superintendent

33589 SE High School Way • Scappoose, OR 97056

Phone: 503-543-6374 • Fax 503-543-7011

www.scappoose.k12.or.us

Programs and Services

SPECIAL STUDENT SERVICES

Early Intervention/Early Childhood Special Education (EI/ECSE):

Children served: 47

Evaluations completed: 31

Low Incidence Regional Programs—41 students were served in these areas:

Autism: 32

Deaf/Blind: 0

Hearing & Audiology: 1

Orthopedics: 5

Vision: 3

Hours of Service to Children:

EI/ECSE Evaluations: 442

EI/ECSE Special Education: 3,078

Low Incidence Regional Programs: 2,600

School Psychologists, Speech Language Services, Motor Team: 4,235

SCHOOLS DEPARTMENT

- Northwest Outdoor Science School Student Participation—24
- Behavioral Programs Enrollment:
 - Levi Anderson Learning Center: 1
 - Lifeworks Northwest: 1
- Home School Students Registered—105

TECHNOLOGY SERVICES

- Student Information System Support Contacts—220

OTHER SERVICES

- Truancy Enforcement Contacts—39

SERVICE CREDIT UTILIZATION

Special Student Services

| | |
|--|--------------|
| School Psychologist | \$165,217.50 |
| Physical and Occupational Therapy Services..... | \$66,885.76 |
| Evaluation of Children for Early Intervention Services | \$20,142.00 |
| Lifeworks NW Day Treatment Programs..... | \$16,185.00 |
| Pacific Academy Behavioral Program..... | \$16,132.00 |
| Augmentative Communication/Assistive Technologist | \$4,004.00 |

Technology Services

| | |
|--|-------------|
| Infinite Visions Maintenance Fee | \$20,619.54 |
|--|-------------|

Human Resources

| | |
|---|------------|
| Substitute Employees Management Services..... | \$7,253.60 |
| CRIS Personnel Background Checks | \$1,123.00 |
| Public Works Online Employee Training | \$224.00 |

Other Services

| | |
|------------------------|------------|
| Truancy Services | \$4,312.00 |
|------------------------|------------|

Total credits used..... \$322,098.40

ADDITIONAL SERVICES PURCHASED

| | |
|--|-------------|
| Transportation: Early Childhood Special Ed Preschool | \$12,457.25 |
| Technology Services..... | \$4,799.24 |
| Infinite Visions Training..... | \$3,184.10 |
| Evaluation of Children for Early Intervention Services | \$2,907.00 |
| CRIS Background Checks..... | \$901.50 |
| Workshops | \$600.00 |

Total additional services purchased \$24,849.09

TOTAL BILLED FY..... \$346,947.49

Scappoose School District

ST. HELENS SCHOOL DISTRICT

Scot Stockwell, Superintendent

474 N. 16th Street • St. Helens, OR 97051

Phone: 503-397-3085 • Fax: 503-397-1907

www.sthelens.k12.or.us

Programs and Services

SPECIAL STUDENT SERVICES

Early Intervention/Early Childhood Special Education (EI/ECSE):

Children served: 82

Evaluations completed: 67

Low Incidence Regional Programs—59 students were served in these areas:

Autism: 46

Deaf/Blind: 0

Hearing & Audiology: 8

Orthopedics: 6

Vision: 1

Hours of Service to Children:

EI/ECSE Evaluations: 689

EI/ECSE Special Education: 8,295

Low Incidence Regional Programs: 2,235

School Psychologists, Speech Language Services, Motor Team: 4,459

SCHOOLS DEPARTMENT

- Home School Students Registered—140

TECHNOLOGY SERVICES

- Multimedia Streamings (Learn360)—1,108
- Student Information System Support Contacts—261

OTHER SERVICES

- Truancy Enforcement Contacts—218

SERVICE CREDIT UTILIZATION

Special Student Services

| | |
|---|--------------|
| Educational Assistants: Developmentally Delayed/Emotionally Disturbed | \$293,410.00 |
| School Psychologist | \$176,232.00 |
| Teacher: Developmentally Delayed/Emotionally Disturbed..... | \$86,475.00 |
| Physical and Occupational Therapy Services..... | \$77,057.11 |
| Autism Specialist..... | \$44,058.00 |
| Evaluation of Children for Early Intervention Services | \$40,900.00 |

Technology Services

| | |
|--|-------------|
| Infinite Visions Maintenance Fee | \$27,836.72 |
| Data Warehouse Services | \$6,644.82 |
| Learn360 Streaming Video | 1,222.04 |

Human Resources

| | |
|---|-------------|
| Substitute Employee Management Services | \$12,293.80 |
| CRIS Personnel Background Checks | \$2,415.75 |
| Public School Works Online Employee Training..... | \$1,950.00 |

Other Services

| | |
|------------------------|-------------|
| Truancy Services | \$23,968.00 |
|------------------------|-------------|

Total credits used..... \$794,463.24

CONTRACTED SERVICES

Special Student Services

| | |
|--|--------------|
| American Sign Language Assistants and Interpreters | \$119,231.00 |
| Itinerant Teacher: Deaf/Blind | \$250.00 |

Business Services

| | |
|----------------|------------|
| Staffing | \$3,000.00 |
|----------------|------------|

Total contracted services \$122,481.00

ADDITIONAL SERVICES PURCHASED

| | |
|--|-------------|
| Northwest Outdoor Science School Student Participation | \$28,178.00 |
| Evaluation of Children for Early Intervention Services | \$12,961.00 |
| Public School Works Online Online Accident/Tracking System Training..... | \$5,817.50 |
| Infinite Visions Training | \$2,061.30 |
| Augmentative Communication/Assistive Technologist | \$1,809.50 |
| Workshops | \$475.00 |
| Itinerant Teacher: Deaf/Blind | \$77.00 |

Total additional services purchased \$51,379.30

TOTAL BILLED FY..... \$968,323.54

VERNONIA SCHOOL DISTRICT

Aaron Miller, Superintendent

475 Bridge Street • Vernonia, OR 97064
Phone: 503-429-5891 • Fax: 503-429-7742

www.vernonia.k12.or.us

Programs and Services

SPECIAL STUDENT SERVICES

Early Intervention/Early Childhood Special Education (EI/ECSE):

Children served: 18

Evaluations completed: 11

Low Incidence Regional Programs—12 students were served in these areas:

Autism: 10

Deaf/Blind: 0

Hearing & Audiology: 1

Orthopedics: 1

Vision: 0

Hours of Service to Children:

EI/ECSE Evaluations: 156

EI/ECSE Special Education: 1,325

Low Incidence Regional Programs: 395

School Psychologists, Speech Language Services, Motor Team: 1,990

SCHOOLS DEPARTMENT

- Home School Students Registered—38
- Behavioral Programs Enrollment:
 - Cascade Academy: 1
 - P.A.C.E.: 1
- ORVED Online Courses—8

TECHNOLOGY SERVICES

- Multimedia Streaming (Learn360)—308
- Student Information System Support Contacts—145

OTHER SERVICES

- Truancy Enforcement Contacts—12
- No cost to districts with ADM under 1,000*

SERVICE CREDIT UTILIZATION

Special Student Services

| | |
|---|-------------|
| P.A.C.E. Behavioral Program | \$43,077.00 |
| Physical and Occupational Therapy Services..... | \$12,429.78 |
| Speech Language Pathologists | \$10,010.75 |
| Cascade Academy Behavioral Program | \$6,758.00 |
| Augmentative Communication/Assistive Technologist | \$1,925.00 |

Business Services

| | |
|----------------|-------------|
| Staffing | \$55,000.00 |
|----------------|-------------|

Tottal credits used **\$129,200.53**

CONTRACTED SERVICES

Special Student Services

| | |
|--|-------------|
| Speech Language Pathologists | \$73,522.00 |
| Educational Assistant: P.A.C.E. Behavioral Program | \$48,959.00 |
| Itinerant Teacher: Deaf/Blind | \$38.50 |

Technology Services

| | |
|--|-------------|
| District Level Technology Support..... | \$31,140.00 |
| Infinite Visions Maintenance Fee | \$12,120.35 |
| Learn 360 Streaming Video..... | \$212.21 |

Human Resources Services

| | |
|---|------------|
| Substitute Employees Management Services..... | \$3,050.35 |
| CRIS Personnel Background Checks | \$748.25 |

Total contracted services **\$169,790.66**

ADDITIONAL SERVICES PURCHASED

| | |
|--|------------|
| Evaluation of Children for Early Intervention Services | \$8,597.00 |
| P.A.C.E. Behavioral Program | \$3,435.20 |
| Technology Services..... | \$1,509.27 |
| Smarter Balanced Grades | \$962.05 |
| Workshops | \$100.00 |
| NNAT2 Test Booklets..... | \$92.00 |

Total additonal services purchased..... **\$14,695.52**

TOTAL BILLED FY..... **\$313,686.71**

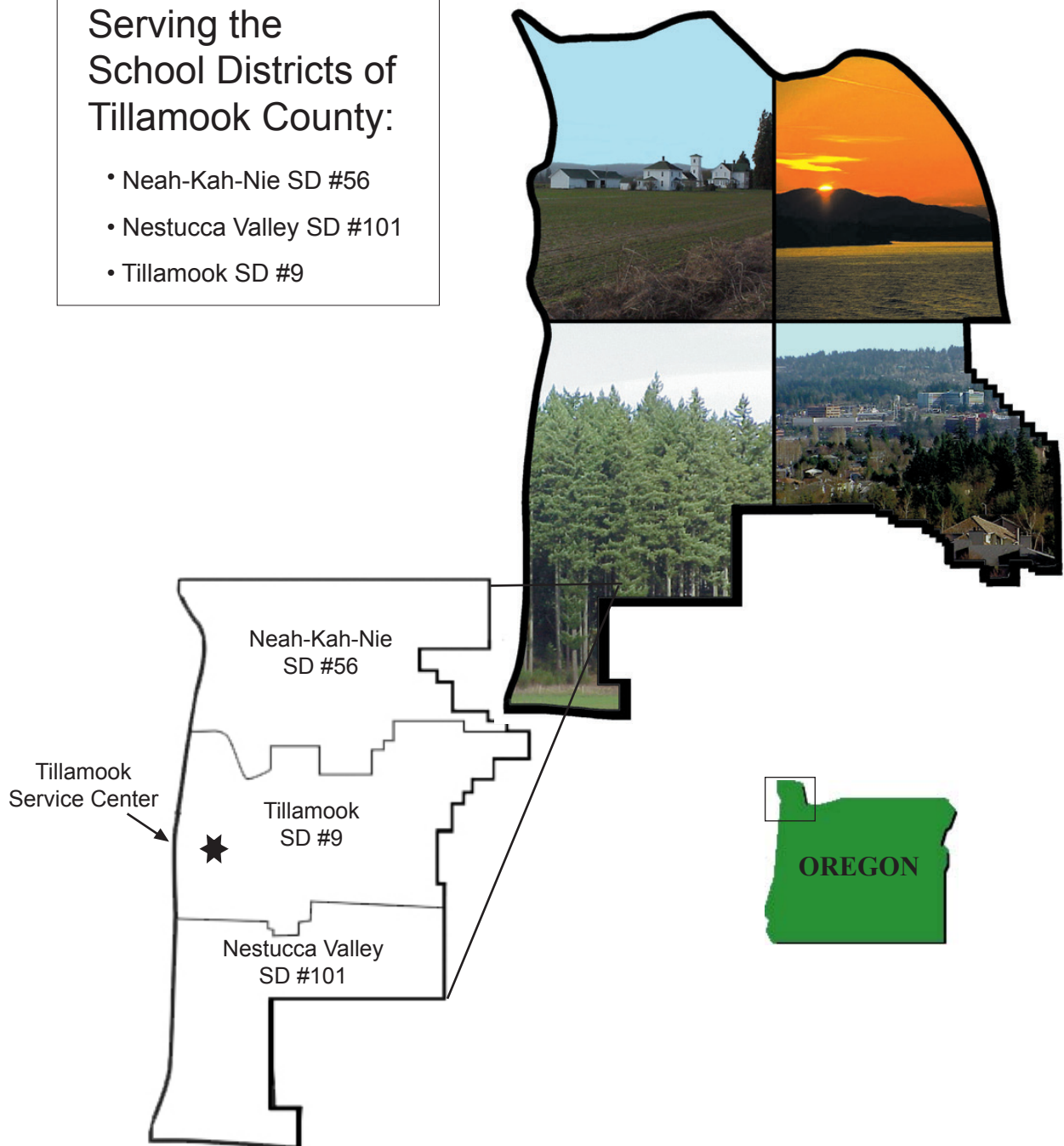
Vernonia School District

Northwest Regional ESD Tillamook Service Center

Kim Lyon, Service Center Administrator • (503) 842-8423
2515 3rd Street • Tillamook, OR 97141

Serving the School Districts of Tillamook County:

- Neah-Kah-Nie SD #56
- Nestucca Valley SD #101
- Tillamook SD #9



NEAH-KAH-NIE SCHOOL DISTRICT

Paul Erlebach, Superintendent

504 N. 3rd Avenue • Rockaway Beach, OR 97136

Phone: 503-355-2222 • Fax: 503-355-3434

www.neahkahn.k12.or.us

Programs and Services

SPECIAL STUDENT SERVICES

Early Intervention/Early Childhood Special Education (EI/ECSE):

Children served:

Evaluations completed: 15

Related Services—21 students were served in these areas:

Autism: 16

Deaf/Blind: 0

Hearing & Audiology: 3

Orthopedics: 2

Vision: 0

Hours of Service to Children:

EI/ECSE Evaluations: 117

EI/ECSE Special Education: 1,513

Low Incidence Regional Programs: 471

School Psychologists, Speech Language Services, Motor Team: 3,180

SCHOOLS DEPARTMENT

- ORVED Online Courses—48
- Home School Students Registered—49
- Northwest Outdoor Science School Student Participation—43

TECHNOLOGY SERVICES

- Multimedia Streaming (Learn360)—1,181
- Student Information System Support Contacts—132

OTHER SERVICES

- Truancy Enforcement Contacts—36

SERVICE CREDIT UTILIZATION

Special Student Services

| | |
|---|-------------|
| Speech Language Pathologist..... | \$66,087.00 |
| School Psychologist | \$55,072.50 |
| Physical and Occupational Therapy Services..... | \$44,058.00 |
| Speech Language Pathologist Assistant | \$23,608.75 |
| Augmentative Communication/Assistive Technologist | \$4,620.00 |

Total credits used..... \$193,446.25

CONTRACTED SERVICES

Special Student Services

| | |
|----------------------------------|-------------|
| Speech Language Pathologist..... | \$30,485.00 |
|----------------------------------|-------------|

Technology Services

| | |
|---------------------------------------|-------------|
| Infinite Visions Server Hosting | \$15,031.80 |
|---------------------------------------|-------------|

Human Resources

| | |
|---|----------|
| CRIS Personnel Background Checks | \$735.25 |
| Public School Works Online Employee Training..... | \$146.00 |

Total contracted services \$46,398.05

ADDITIONAL SERVICES PURCHASED

| | |
|--|-------------|
| After School Program Staffing | \$39,891.74 |
| Tillamook Education Consortium Dues | \$15,000.00 |
| Evaluation of Children for Early Intervention Services | \$8,922.00 |
| Technology Services..... | \$5,716.11 |
| ORVED Overpayment..... | \$5,485.00 |
| Northwest Outdoor Science School Student Participation | \$1,610.54 |
| Workshops | \$1,225.00 |
| Learn360 Online Streaming | \$266.69 |
| Regional Equipment Center: Missing/Damaged Equipment | \$38.00 |

Total additional services purchased \$78,155.08

TOTAL BILLED FY..... \$317,999.38

NESTUCCA VALLEY SCHOOL DISTRICT

David Phelps, Superintendent

36925 Hwy. 101 S. • Cloverdale, OR 97112

Phone: 503-392-4892 • Fax: 503-392-9061

www.nestucca.k12.or.us

Programs and Services

SPECIAL STUDENT SERVICES

- **Early Intervention/Early Childhood Special Education (EI/ECSE)**

Children served: 15

Evaluations completed: 10

- **Related Services—15 students were served in these areas:**

Autism: 10

Deaf/Blind: 1

Hearing & Audiology: 2

Orthopedics: 1

Vision: 1

- **Hours of Service to Children:**

EI/ECSE Evaluations: 130

EI/ECSE Special Education: 1,792

Low Incidence Regional Programs: 380

School Psychologists, Speech Language Services, Motor Team: 1,670

SCHOOLS DEPARTMENT

- ORVED Online Courses—17
- Home School Students Registered—49
- Northwest Outdoor Science School Student Participation—42

TECHNOLOGY SERVICES

- Multimedia Streaming (Learn360)—1
- Student Information System Support Contacts—192

OTHER SERVICES

- Truancy Enforcement Contacts—13

SERVICE CREDIT UTILIZATION

Special Student Services

| | |
|---|-------------|
| Speech Language Pathologist..... | \$88,116.00 |
| Physical and Occupational Therapy Services..... | \$18,724.65 |
| Evaluation of Children for Early Intervention Services..... | \$8,027.00 |
| Autism Specialists | \$4,504.50 |
| Augmentative Communication/Assistive Technology | \$1,205.05 |
| Early Childhood Screening Fair | \$375.00 |

Technology Services

| | |
|--|-------------|
| Infinite Visions Maintenance Fee | \$15,031.80 |
|--|-------------|

Instructional Services

| | |
|---|------------|
| Northwest Outdoor Science School Student Participation..... | \$3,509.76 |
|---|------------|

Total credits used..... \$139,493.76

CONTRACTED SERVICES

Business Office

| | |
|----------------|-------------|
| Staffing | \$50,000.00 |
|----------------|-------------|

Total contracted services purchased..... \$50,000.00

ADDITIONAL SERVICES PURCHASED

| | |
|---|-------------|
| Tillamook Education Consortium Dues | \$15,000.00 |
| Public School Works Online Employee Training..... | \$2,500.00 |
| CRIS Background Checks..... | \$480.25 |
| Workshops | \$350.40 |

Total additional services purchased \$18,330.65

TOTAL BILLED FY..... \$207,824.41

TILLAMOOK SCHOOL DISTRICT

Randy Schild, Superintendent

6825 Officers' Row • Tillamook, OR 97141
Phone: 503-842-4414 • Fax: 503-842-6854

www.tillamook.k12.or.us

Programs and Services

SPECIAL STUDENT SERVICES

Early Intervention/Early Childhood Special Education (EI/ECSE)

Children served: 54 Evaluations completed: 46

Low Incidence Regional Programs - A total of 56 students were served in these areas:

| | |
|------------------------|----------------|
| Autism: 33 | Deaf/Blind: 0 |
| Hearing & Audiology: 7 | Orthopedics: 9 |
| Vision: 7 | |

Hours of Service to Children:

EI/ECSE Evaluations: 689
EI/ECSE Special Education: 3,923
Low Incidence Regional Programs: 2,562
School Psychologists, Speech Language Services, Motor Team: 2,159

SCHOOLS DEPARTMENT

- ORVED Online Courses—15
- Home School Students Registered—102 students

TECHNOLOGY SERVICES

- Multimedia Streaming (Learn360)—301
- Student Information System Support Contacts—1766

Tillamook High School • Tillamook Options Program • Trask River/TYAC and Camp Tillamook
Tillamook Jr. High • East Elementary • Liberty Elementary • South Prairie Elementary

SERVICE CREDIT UTILIZATION

| | |
|---|---------------------|
| Special Student Services | |
| Occupational Therapist..... | \$91,689.85 |
| Physical and Occupational Therapy Services..... | \$55,072.50 |
| Evaluation of Children for Early Intervention Services..... | 35,458.00 |
| Augmentative Communication/Assistive Technology..... | \$7,700.00 |
| ASL Interpreter..... | \$1,500.00 |
| Early Childhood Screening Fair..... | \$750.00 |
| FM System Rental (personal amplification device)..... | \$500.00 |
| Teacher: Vision..... | \$147.07 |
| Regional SPED Equipment Rental..... | \$140.00 |
| Teacher: Deaf/Hard of Hearing..... | \$96.25 |
| Total credits used..... | \$193,053.67 |

ADDITIONAL SERVICES PURCHASED

| | |
|---|---------------------|
| Career and Technical Education Staffing..... | 39,949.04 |
| Tillamook Education Consortium Dues..... | 15,000.00 |
| Smarter Balanced Grades..... | 3,887.25 |
| Transportation: Early Childhood Special Ed Preschool..... | 2,037.42 |
| CRIS Background Checks..... | 1,700.00 |
| Learn360 Online Streaming..... | 736.36 |
| Workshops..... | 350.00 |
| Public School Works Online Employee Training..... | 341.00 |
| Total additional services purchased | \$64,001.07 |
| TOTAL BILLED FY..... | \$257,054.74 |

Tillamook School District

Northwest Regional ESD

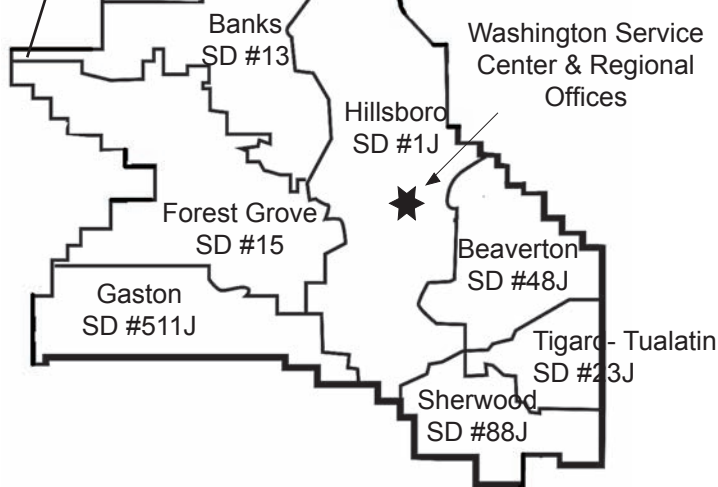
Washington Service Center/Regional Office

Rob Saxton, Superintendent • (503) 614-1401
5825 NE Ray Circle • Hillsboro, OR 97124



Serving the School Districts of Washington County:

- Banks SD #13
- Beaverton SD #48J
- Forest Grove SD #15
- Gaston SD #511J
- Hillsboro SD #1J
- Sherwood SD #88J
- Tigard-Tualatin SD #23J



BANKS SCHOOL DISTRICT

Jeff Leo, Superintendent

12950 NW Main Street • Banks, OR 97106

Phone: 503-324-8591 • Fax: 503-324-6969

www.banks.k12.or.us

Programs and Services

SPECIAL STUDENT SERVICES

Early Intervention/Early Childhood Special Education (EI/ECSE):

- Average number of children active in programs each month: 15
- Average number of referrals in process each month: 2

Low Incidence Regional Programs—18 students were served in these areas:

| | |
|------------------------|----------------|
| Autism: 15 | Deaf/Blind: 0 |
| Hearing & Audiology: 1 | Orthopedics: 2 |
| Vision: 0 | |

Hours of Service to Children:

EI/ECSE Evaluations: 210
 EI/ECSE Special Education: 830
 Low Incidence Regional Programs: 536
 School Psychologists, Speech Language Services, Motor Team: 2,569

SCHOOLS DEPARTMENT

- Behavioral Programs Enrollment:
 - Levi Anderson: 2
 - P.A.C.E.: 1
 - Lifeworks Northwest: 1
- Northwest Outdoor Science School Student Participation—183
- Home School Students Registered—68

TECHNOLOGY SERVICES

- Multimedia Streamings (Learn360)—67
- Student Information System Support Contacts—74

SERVICE CREDIT UTILIZATION

Special Student Services

| | |
|---|--------------|
| School Psychologists | \$110,145.00 |
| Speech Language Pathologist..... | \$55,072.50 |
| Levi Anderson Behavioral Programs | \$43,330.00 |
| Physical and Occupational Therapy Services..... | \$32,463.50 |
| Registered Nurse | \$19,974.00 |
| P.A.C.E. Behavioral Program..... | \$17,181.00 |
| Augmentative Communication/Assistive Technologist | \$154.00 |

Total credits used..... \$278,320.00

CONTRACTED SERVICES

Special Student Services

| | |
|---|-------------|
| Levi Anderson Behavioral Programs | \$38,595.00 |
| P.A.C.E. Behavioral Program..... | \$27,763.50 |
| Lifeworks NW Day Treatment Program | \$16,309.50 |
| Augmentative Communication/Assistive Technologist | \$712.25 |

Technology Services

| | |
|--|-------------|
| Infinite Visions Maintenance Fee | \$16,631.52 |
| Testing and Assessment Scoring..... | |

Human Resources

| | |
|---|------------|
| Substitute Employees Management Services..... | \$3,615.25 |
| CRIS Background Checks..... | \$380.25 |
| Public School Works Online Employee Training..... | \$154.00 |

Other Services

| | |
|---|-------------|
| Northwest Outdoor Science School Student Participation..... | \$41,257.50 |
|---|-------------|

Total contracted services \$145,418.77

ADDITIONAL SERVICES PURCHASED

| | |
|--|-------------|
| Evaluation of Children for Early Intervention Services | \$13,374.00 |
| Technology Support..... | \$6,990.00 |
| Smarter Balanced Grades | \$2,211.65 |
| CRIS Background Checks..... | \$733.50 |
| Learn360 Online Streaming | \$430.12 |
| Workshops | \$400.00 |
| Inservice | \$200.00 |

Total additional services purchased \$24,339.27

TOTAL BILLED \$448,078.04

Banks School District

BEAVERTON SCHOOL DISTRICT

Jeff Rose, Superintendent

16550 SW Merlo Road • Beaverton, OR 97003

Phone: 503-591-8000 • Fax: 503-591-4175

www.beaverton.k12.or.us

Programs and Services

SPECIAL STUDENT SERVICES

Early Intervention/Early Childhood Special Education (EI/ECSE):

- Average number of children active in programs each month: 789
- Average number of referrals in process each month: 70

Deaf Hard of Hearing Classroom Enrollment

Groner Elementary School—3

Low Incidence Regional Program—129 students were served in these areas:

| | |
|-------------------------|-----------------|
| Autism: 12 | Deaf/Blind: 1 |
| Hearing & Audiology: 63 | Orthopedics: 21 |
| Vision: 32 | |

Hours of Service to Children:

EI/ECSE Evaluations: 9,974
 EI/ECSE Special Education: 70,898
 Low Incidence Regional Programs: 12,085
 School Psychologists, Speech Language Services, Motor Team: 760

SCHOOLS DEPARTMENT

- Behavioral Program Enrollment:

| | |
|---------------------|--------------------------------------|
| Cascade Academy: 25 | Levi Anderson: 21 |
| Pacific Academy: 31 | Lifeworks Day Treatment Programs: 10 |
- Northwest Outdoor Science School Student Participation—1,798
- Home School Students Registered—1,115

TECHNOLOGY SERVICES

- Multimedia Streamings (Learn360)—5,012

OTHER SERVICES

- Truancy Enforcement Contacts—75

Elementary Schools: Aloha-Huber Park • Barnes • Beaver Acres • Bethany • Bonny Slope • Cedar Mill • Chehalem
 Cooper Mt. • Elmonica • Errol Hassel • Findley • Fir Grove • Greenway • Hazeldale • Hiteon • Jacob Wismer
 Kinnaman • McKay • McKinley • Montclair • Nancy Ryles • Oak Hills • Raleigh Hills • Raleigh Park • Ridgewood
 Rock Creek • Scholls Heights • Sexton Mt. • Springville • Terra Linda • Vose • West Tualatin View • Wm. Walker

SERVICE CREDIT UTILIZATION

Special Student Services

| | |
|--|----------------|
| Pacific Academy Behavioral Program..... | \$1,177,225.00 |
| Cascade Academy Behavioral Program | \$949,375.00 |
| Levi Anderson Behavioral Program | \$909,930.00 |
| Evaluation of Children for Early Intervention Services | \$472,383.00 |
| Lifeworks NW Day Treatment Program | \$433,300.00 |
| Deaf/Hard of Hearing Classroom: Groner Elementary | \$144,000.00 |
| Audiologist | \$731.50 |
| Vision: Braille Services | \$722.80 |

Total credits used..... \$4,087,667.30

CONTRACTED SERVICES

Special Student Services

| | |
|--|-------------|
| Deaf/Hard of Hearing Staffing: ASL Assistant..... | \$51,871.00 |
| Pacific Academy | \$9,870.00 |
| Deaf/Hard of Hearing Staffing: ASL Interpreters..... | \$700.00 |

Total contracted services \$62,441.00

ADDITIONAL SERVICES PURCHASED

| | |
|---|--------------|
| Evaluation of Children for Early Intervention Services | \$207,990.00 |
| Northwest Outdoor Science School Student Participation..... | \$201,577.58 |
| Smarter Balanced Grades | \$66,622.85 |
| Destiny Library System..... | \$55,006.54 |
| Learn360 Online Streaming | \$14,631.91 |
| Truancy Services | \$8,372.00 |
| FM Rentals (Personal frequency modulation systems)..... | \$3,400.00 |
| Alternative Ed Review | \$2,500.00 |
| Transportation: Early Childhood Special Ed Preschool | \$2,183.91 |
| Regional Equipment Center: Missing/Lost/Damaged Equipment | \$785.00 |
| Deaf/Hard of Hearing Staffing: ASL Interpreters..... | \$500.00 |
| Workshops | \$450.00 |
| DVD Duplication | \$392.00 |
| Itinerant Teacher of the Deaf/Hard of Hearing..... | \$154.00 |
| Spanish Language Translator | \$87.50 |

Total additional services purchased \$564,653.29

TOTAL BILLED FY..... \$4,714,761.59

Beaverton School District

Middle Schools: Cedar Park • Conestoga • Five Oaks • Highland Park • Meadow Park
Mountain View • Stoller • Whitford
High Schools: Aloha • Arts & Communication Magnet Academy • Beaverton • Merlo Station
Southridge • Sunset • Westview • Deer Park Academy • Passages • School of Science and Technology
ISB High School • Health and Science School

FOREST GROVE SCHOOL DISTRICT

Yvonne Curtis, Superintendent

1728 Main Street • Forest Grove, OR 97116

Phone: 503-359-2406 • Fax: 503-359-2520

www.fgsd.k12.or.us

Programs and Services

SPECIAL STUDENT SERVICES

Early Intervention/Early Childhood Special Education (EI/ECSE):

- Average number of children active in programs each month: 145
- Average number of referrals in process each month: 13

Low Incidence Regional Programs—144 students were served in these areas:

| | |
|-------------------------|-----------------|
| Autism: 99 | Deaf/Blind: 1 |
| Hearing & Audiology: 10 | Orthopedics: 19 |
| Vision: 15 | |

Hours of Service to Children:

EI/ECSE Evaluations: 1,313
EI/ECSE Special Education: 1,246
Low Incidence Regional Programs: 4,855
School Psychologists, Speech Language Services, Motor Team: 1,585

SCHOOLS DEPARTMENT

- Behavioral Programs Enrollment
 - Lifeworks Day Treatment Programs: 2
 - P.A.C.E.: 2
- Home School Students Registered—168

TECHNOLOGY SERVICES

- Multimedia Streamings (Learn360)—643
- Student Information System Support Contacts—258

OTHER SERVICES

- Truancy Enforcement Contacts—550

Forest Grove High School • Neil Armstrong Middle School
Tom McCall Upper Elementary • Cornelius Elementary • Dilley Elementary
Echo Shaw Elementary • Fern Hill Elementary • Harvey Clarke Elementary
Joseph Gale Elementary • Forest Grove Community School • FGSD Online

SERVICE CREDIT UTILIZATION

Special Student Services

| | |
|---|--------------|
| ED/DD Staffing: P.A.C.E. Behavioral Program | \$295,815.00 |
| Early Intervention/Early Childhood Evaluations | \$134,756.00 |
| P.A.C.E. Program | \$99,055.20 |
| Lifeworks NW Day Treatment Program | \$91,142.00 |
| Augmentative Communication/Assistive Technology | \$3,850.00 |
| Vision: Braille Services | \$2,753.40 |
| Vision Specialists | \$1,540.00 |
| Nursing Services..... | \$939.00 |
| Speech Language Services | \$616.00 |
| Audiology | \$410.00 |
| Physical and Occupational Therapy Services..... | \$308.00 |

Instructional Services

| | |
|------------------------|-------------|
| Teacher: GED Prep..... | \$57,243.35 |
|------------------------|-------------|

Technology Services

| | |
|--|-------------|
| Infinite Visions Maintenance Fee | \$51,610.78 |
| District Level Technology Support..... | \$18,500.00 |
| Data Warehouse Services | \$13,071.97 |

Human Resources

| | |
|---|-------------|
| Substitute Employees Management Services..... | \$22,825.70 |
| CRIS Background Checks..... | \$4,926.55 |
| Public School Works Online Employee Training..... | \$742.00 |

Other Services

| | |
|------------------------|-------------|
| Truancy Services | \$61,628.00 |
|------------------------|-------------|

Total credits used..... \$861,732.95

ADDITIONAL SERVICES PURCHASED

| | |
|------------------------------------|-------------|
| Smarter Balanced Grades | \$15,079.70 |
| P-3 Collaborative Stipend | \$5,600.00 |
| CRIS Background Checks..... | \$3,438.75 |
| NNAT2 Test Booklets..... | \$2,070.00 |
| Alternative Education Review | \$2,500.00 |
| Learn360 Online Streaming | \$2,204.66 |
| Workshops | \$1,925.00 |
| Infinite Visions Training..... | \$1,536.50 |

Total additional services purchased \$34,354.61

TOTAL BILLED FY..... \$896,087.56

GASTON SCHOOL DISTRICT

Susan McKenzie, Superintendent

300 Park Street • Gaston, OR 97119
Phone: 503-985-0210 • Fax: 503-985-3366

www.gaston.k12.or.us

Programs and Services

SPECIAL STUDENT SERVICES

Early Intervention/Early Childhood Special Education (EI/ECSE)

- Average number of children active in programs each month: 8
- Average number of referrals in process each month: 1

Low Incidence Regional Programs—11 students were served in these areas:

| | |
|------------------------|----------------|
| Autism: 9 | Deaf/Blind: 0 |
| Hearing & Audiology: 0 | Orthopedics: 1 |
| Vision: 1 | |

Hours of Service to Children:

EI/ECSE Evaluations: 79
EI/ECSE Special Education: 790
Low Incidence Regional Programs: 530
School Psychologists, Speech Language Services, Motor Team: 169

SCHOOLS DEPARTMENT

- Home School Students Registered—56
- Northwest Outdoor Science School Participation—88
- Behavioral Programs Enrollment: Pacific Academy—18
- ORVED Online Courses—123

TECHNOLOGY SERVICES

- Multimedia Streamings (Learn360)—74
- Student Information System Support Contacts—301

OTHER SERVICES

- Truancy Enforcement Contacts—13
No cost to districts with ADM under 1,000

SERVICE CREDIT UTILIZATION

Special Student Services

| | |
|---|-------------|
| Pacific Academy Behavioral Program..... | \$38,150.00 |
| Physical and Occupational Therapy Services..... | \$10,472.00 |
| Evaluation of Children for Early Intervention Services..... | \$9,129.00 |
| Augmentative Communication/Assistive Technology..... | \$3,465.00 |
| Deaf/Hard of Hearing Staffing..... | \$1,925.00 |
| FM Rentals (Personal frequency modulation systems)..... | \$1,500.00 |

Technology Services

| | |
|---------------------------------------|-------------|
| Infinite Visions Maintenance Fee..... | \$11,541.55 |
| Learn360 Online Streaming..... | \$183.07 |

Human Resources

| | |
|---|----------|
| CRIS Background Checks..... | \$352.75 |
| Public School Works Online Employee Training..... | \$76.00 |

Business Services

| | |
|---------------|-----------|
| Staffing..... | 10,000.00 |
|---------------|-----------|

Total credits used..... \$86,794.37

CONTRACTED SERVICES

| | |
|--------------------------------|------------|
| CRIS Background Checks..... | \$3,515.25 |
| Infinite Visions Training..... | \$2,073.00 |
| OIS Training..... | \$500.00 |
| NNAT2 Test Booklets..... | \$225.40 |
| Workshop..... | \$150.00 |

Total contracted services..... \$6,463.65

TOTAL BILLED FY..... \$93,258.02

Gaston School District

HILLSBORO SCHOOL DISTRICT

Mike Scott, Superintendent

3083 NE 49th Place • Hillsboro, OR 97124

Phone: 503-844-1500 • Fax: 503-844-1540

www.hsd.k12.or.us

Programs and Services

SPECIAL STUDENT SERVICES

Early Intervention/Early Childhood Special Education (EI/ECSE)

- Average number of children active in programs each month: 504
- Average number of referrals in process each month: 48

Deaf Hard of Hearing Classroom Enrollment

Groner Elementary School—2

Low Incidence Regional Programs—393 students were served in these areas:

| | |
|-------------------------|-----------------|
| Autism: 306 | Deaf/Blind: 0 |
| Hearing & Audiology: 44 | Orthopedics: 27 |
| Vision: 16 | |

Hours of Service to Children:

EI/ECSE Evaluations: 6,669
 EI/ECSE Special Education: 45,578
 Low Incidence Regional Programs: 15,110
 School Psychologists, Speech Language Services, Motor Team: 18,120

SCHOOLS DEPARTMENT

- Behavioral Programs Enrollment:
 - Cascade Academy: 17
 - Levi Anderson: 10
 - P.A.C.E.: 3
 - Pacific Academy: 11
 - Lifeworks Day Treatment: 10
- Fire Science (Level I and Level II): The program is made available through a joint effort with Hillsboro School District, NWRES, and Washington County Fire District. The program serves over 50 students supplying staff and materials.
- Northwest Outdoor Science School Participation—1,545
- Home School Students Registered—895

TECHNOLOGY SERVICES

- Multimedia Streamings (Learn360)—44

SERVICE CREDIT UTILIZATION

Special Student Services

| | |
|--|--------------|
| Physical and Occupational Therapy Services..... | \$654,252.72 |
| Cascade Academy Behavioral Program | \$645,575.00 |
| P.A.C.E. Behavioral Program..... | \$519,805.20 |
| Evaluation of Children for Early Intervention Services | \$488,941.00 |
| Lifeworks NW Day Treatment Programs..... | \$437,533.00 |
| Levi Anderson Behavioral Program | \$436,288.00 |
| Pacific Academy Behavioral Program..... | \$417,725.00 |
| Augmentative Communication/Assistive Technology | \$231,304.50 |
| Teacher: American Sign Language/Hillsboro HS | \$120,000.00 |
| Deaf/Hard of Hearing Classrooms: Groner Elementary | \$96,000.00 |
| FM Rentals (Personal frequency modulation systems) | \$5,800.00 |
| ASL Interpreter for Migrant Summer School..... | \$4,112.50 |
| Teacher: Deaf Hard of Hearing | \$2,829.75 |
| Braille Services..... | \$2,727.40 |
| Nursing Services..... | \$2,556.00 |
| Audiology | \$1,732.50 |
| Vision Services | \$173.25 |

Technology Services

| | |
|--|--------------|
| Infinite Visions Maintenance Fee | \$132,131.30 |
|--|--------------|

Human Resources

| | |
|-----------------------------|-------------|
| CRIS Background Checks..... | \$14,940.50 |
|-----------------------------|-------------|

Other Services

| | |
|--|--------------|
| Fire Science Program | \$112,203.74 |
| Northwest Outdoor Science School Student Participation | \$111,610.69 |
| Destiny Library System..... | \$73,415.06 |
| Regional Equipment Center: | \$404.99 |
| Spanish Language Translator | \$255.20 |
| Truancy Services | \$112.00 |

Total credits used..... \$4,512,429.30

ADDITIONAL SERVICES PURCHASED

| | |
|--|-------------|
| Northwest Outdoor Science School Student Participation | \$27,150.00 |
| Workshops | \$8,075.00 |
| infinite Visions Training | \$3,925.00 |
| Staff Extra Duty | \$462.00 |

Total additional services purchased \$39,612.00

TOTAL BILLED FY \$4,552,041.30

Hillsboro School District

SHERWOOD SCHOOL DISTRICT

Heather Cordie, Superintendent

23295 SW Main St. • Sherwood, OR 97140

Phone: 503-825-5000 • Fax: 503-825-5001

www.sherwood.k12.or.us/

Programs and Services

SPECIAL STUDENT SERVICES

Early Intervention/Early Childhood Special Education (EI/ECSE):

- Average number of children active in programs each month: 58
- Average number of referrals in process each month: 5

Deaf Hard of Hearing Classroom Enrollment

Groner Elementary School—1

Low Incidence Regional Programs—118 students were served in these areas:

| | |
|-------------------------|----------------|
| Autism: 51 | Deaf/Blind: 0 |
| Hearing & Audiology: 60 | Orthopedics: 3 |
| Vision: 4 | |

Hours of Service to Children:

EI/ECSE Evaluations: 788
 EI/ECSE Special Education: 5,182
 Low Incidence Regional Programs: 1,852
 School Psychologists, Speech Language Services, Motor Team: 3,948

SCHOOLS DEPARTMENT

- Behavioral Programs Enrollment
 - Cascade Academy: 6
 - Levi Anderson: 1
 - Lifeworks: 3
- Northwest Outdoor Science School Participation—382
- Home School Students Registered—120

TECHNOLOGY SERVICES

- Multimedia Streamings (Learn360)—864
- Student Information Systems Support Contacts—57

OTHER SERVICES

- Truancy Enforcement Contacts—27

SERVICE CREDIT UTILIZATION

Special Student Services

| | |
|--|--------------|
| Nursing Services..... | \$256,815.00 |
| Cascade Academy Behavioral Program | \$227,850.00 |
| Physical and Occupational Therapy Services..... | \$172,927.65 |
| Lifeworks Day NW Treatment Program | \$129,990.00 |
| Evaluation of Children for Early Intervention Services | \$51,230.00 |
| Levi Anderson Behavioral Program | \$43,330.00 |
| Groner DHH Classrooms | \$14,400.00 |
| Augmentative Communication/Assistive Technology | \$1,155.00 |
| FM Rentals (Personal frequency modulation systems) | \$400.00 |
| Autism Services..... | \$115.50 |
| Itinerant Teacher: Deaf Hard of Hearing | \$57.75 |

Technology Services

| | |
|--|-------------|
| Infinite Visions Maintenance Fee | \$38,529.59 |
| Data Warehouse Services | \$10,176.71 |

Human Resources

| | |
|---|-------------|
| Substitute Employee Management Services | \$14,629.20 |
| CRIS Personnel Background Checks | \$8,951.75 |
| Public School Works Online Employee Training..... | \$601.00 |

Other Services

| | |
|------------------------|------------|
| Truancy Services | \$2,968.00 |
|------------------------|------------|

Total credits used..... \$974,127.15

CONTRACTED SERVICES

School Programs

| | |
|--|-------------|
| Northwest Outdoor Science School Student Participation | \$54,539.00 |
|--|-------------|

Total contracted services \$54,539.00

ADDITIONAL SERVICES PURCHASED

| | |
|---------------------------------|------------|
| Smarter Balanced Grades | \$8,885.65 |
| Learn360 Online Streaming | \$947.66 |

Total additional services purchased \$9,833.31

TOTAL BILLED FY..... \$1,038,499.46

Sherwood School District

TIGARD-TUALATIN SCHOOL DISTRICT

Ernie Brown, Superintendent

6960 SW Sandburg Road • Tigard, OR 97223

Phone: 503-431-4007 • Fax: 503-431-4047

www.ttsd.k12.or.us

Programs and Services

SPECIAL STUDENT SERVICES

- Early Intervention/Early Childhood Special Education (EI/ECSE):
 - Average number of children active in programs each month: 215
 - Average number of referrals in process each month: 20
- Deaf Hard of Hearing Classroom Enrollment
Groner Elementary: 4
- Low Incidence Regional Programs—117 students were served in these areas:

| | |
|-------------------------|-----------------|
| Autism: 70 | Deaf/Blind: 0 |
| Hearing & Audiology: 21 | Orthopedics: 15 |
| Vision: 11 | |

Hours of Service to Children:

EI/ECSE Evaluations: 2,377

EI/ECSE Special Education: 21,025

Low Incidence Regional Programs: 6,925

School Psychologists, Speech Language Services, Motor Team: 12,002

SCHOOLS DEPARTMENT

- Behavioral Programs Enrollment
 - Cascade Academy: 2
 - Lifeworks Day Treatment: 5
 - Pacific Academy: 2
 - Levi Anderson: 2
 - P.A.C.E.: 1
- Northwest Outdoor Science School Participation—848
- ORVED Online Courses—940

TECHNOLOGY SERVICES

- Multimedia Streamings (Learn360)—20
- Student Information System Support Contacts—273

OTHER SERVICES

- Truancy Enforcement Contacts—314

SERVICE CREDIT UTILIZATION

Special Student Services

| | |
|--|--------------|
| Speech Language Pathologists | \$470,315.50 |
| Lifeworks NW Day Treatment Program | \$216,650.00 |
| Groner Deaf/HH Classrooms | \$180,000.00 |
| Evaluation of Children for Early Intervention Services | \$176,661.00 |
| Physical and Occupational Therapy Services..... | \$158,828.95 |
| School Psychologists | \$129,583.50 |
| Levi Anderson Behavioral Program | \$87,105.00 |
| Cascade Academy Behavioral Program | \$75,950.00 |
| Pacific Academy Behavioral Program..... | \$75,950.00 |
| American Sign Language Interpreters..... | \$67,410.00 |
| American Sign Language Assistant/Tualatin HS | \$51,871.00 |
| P.A.C.E. Behavioral Program..... | \$14,490.00 |
| Augmentative Communication/Assistive Technology | \$11,014.50 |
| Itinerant Teacher: Vision..... | \$2,156.00 |
| FM Rentals (Personal frequency modulation systems) | \$1,850.00 |
| Braille Services..... | \$1,141.40 |
| Audiology | \$564.00 |
| Interant Teacher/DHH | \$308.00 |

Technology Services

| | |
|---|--------------|
| Infinite Visions | \$106,013.03 |
| District Level Technology Support | \$85,975.80 |
| Data Warehouse Services | \$25,812.15 |

Human Resources

| | |
|------------------------------|------------|
| CRIS Background Checks | \$1,523.25 |
|------------------------------|------------|

Other Services

| | |
|--------------------------------|-------------|
| Truancy Services | \$34,832.00 |
| Cascade Education Corps | \$15,000.00 |
| Textbook Data Conversion | \$1,500.00 |

Total credits used..... \$1,992,505.08

CONTRACTED SERVICES

Special Student Services

| | |
|--|----------|
| American Sign Language Interpreters..... | \$400.00 |
|--|----------|

Total contracted services \$400.00

ADDITIONAL SERVICES PURCHASED

| | |
|--|-------------|
| Northwest Outdoor Science School Student Participation..... | \$71,000.06 |
| Evaluation of Children for Early Intervention Services | \$10,000.00 |
| Cascade Education Corps | |
| CRIS Background Checks..... | \$1,020.75 |
| Infinite Visions Training | \$3,300.00 |
| Workshops | \$2,625.00 |
| Vision Services: Braille Transcription..... | |
| Spanish Language Translator | \$62.50 |
| Regional Equipment Center: Missing/Damaged Equipment | |

Total additional services purchased \$88,008.31

TOTAL BILLED FY..... \$2,080,913.39

