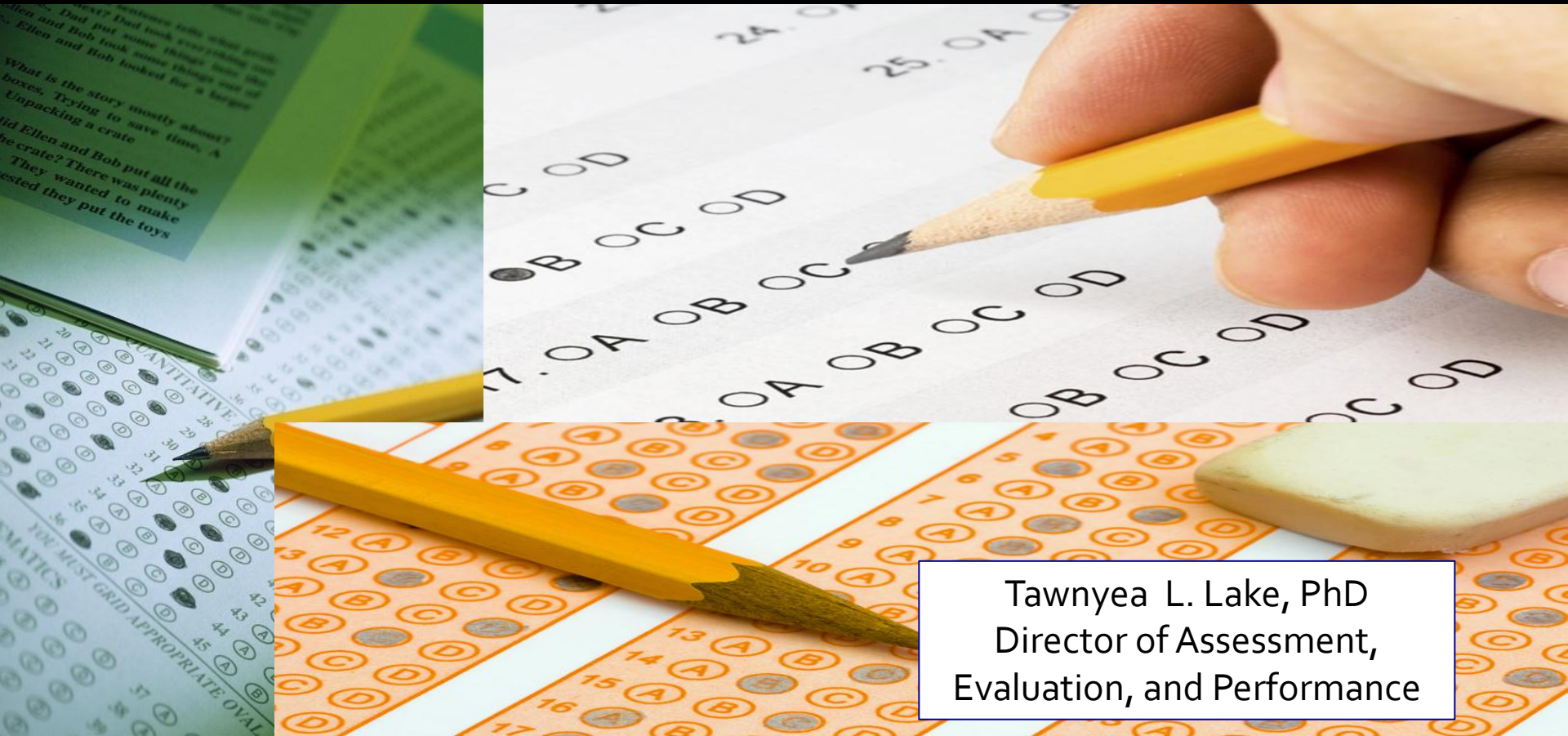


Duluth Public Schools ACT Summary Report Graduating Class of 2013



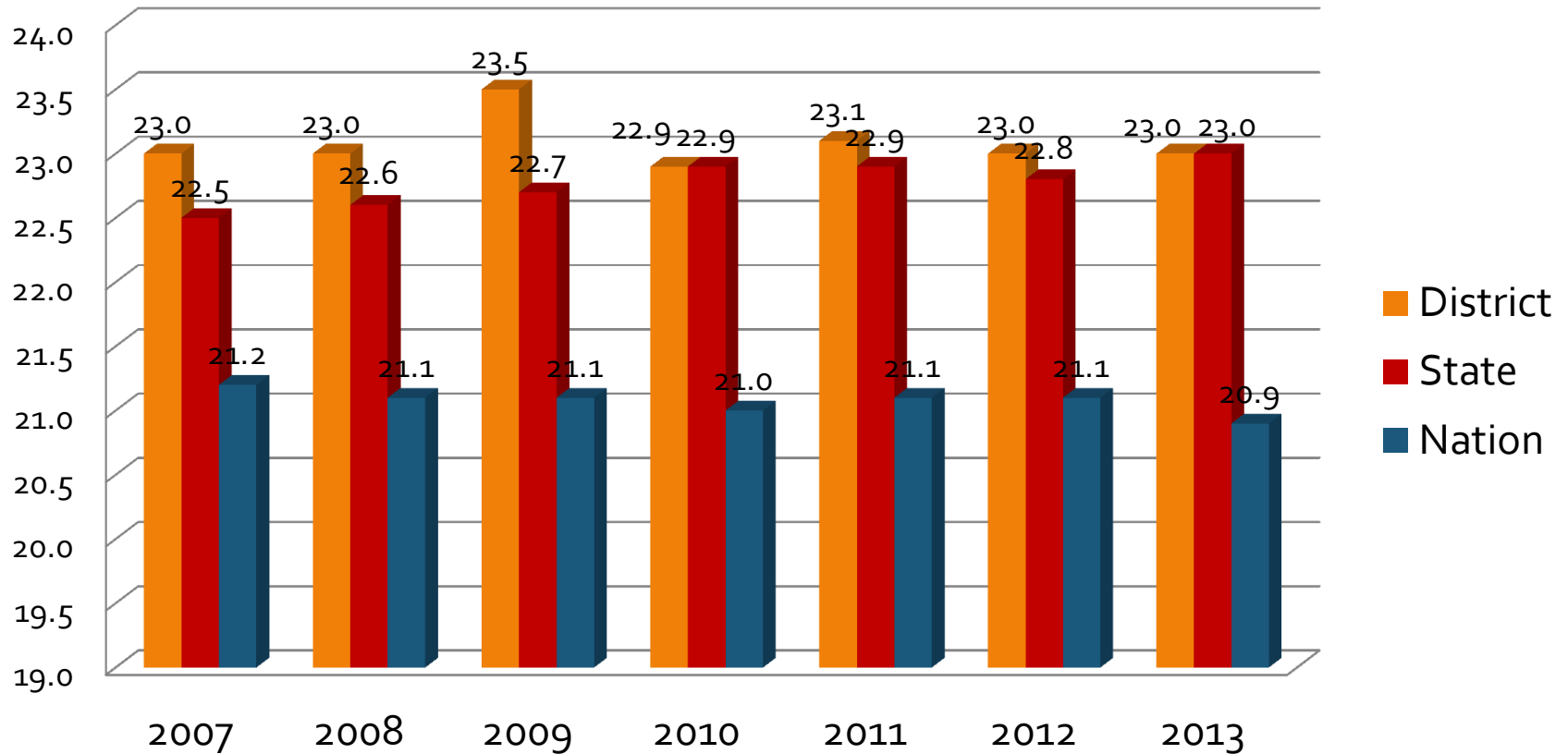
Tawnyea L. Lake, PhD
Director of Assessment,
Evaluation, and Performance

ACT Basics

- Curriculum-based measure that provides a readiness indicator for college-level work
- Tests achievement in 4 areas:
 - English College English
 - Math College Algebra
 - Reading College Social Science
 - Science College Biology

ACT Results

Composite Scores Over Time

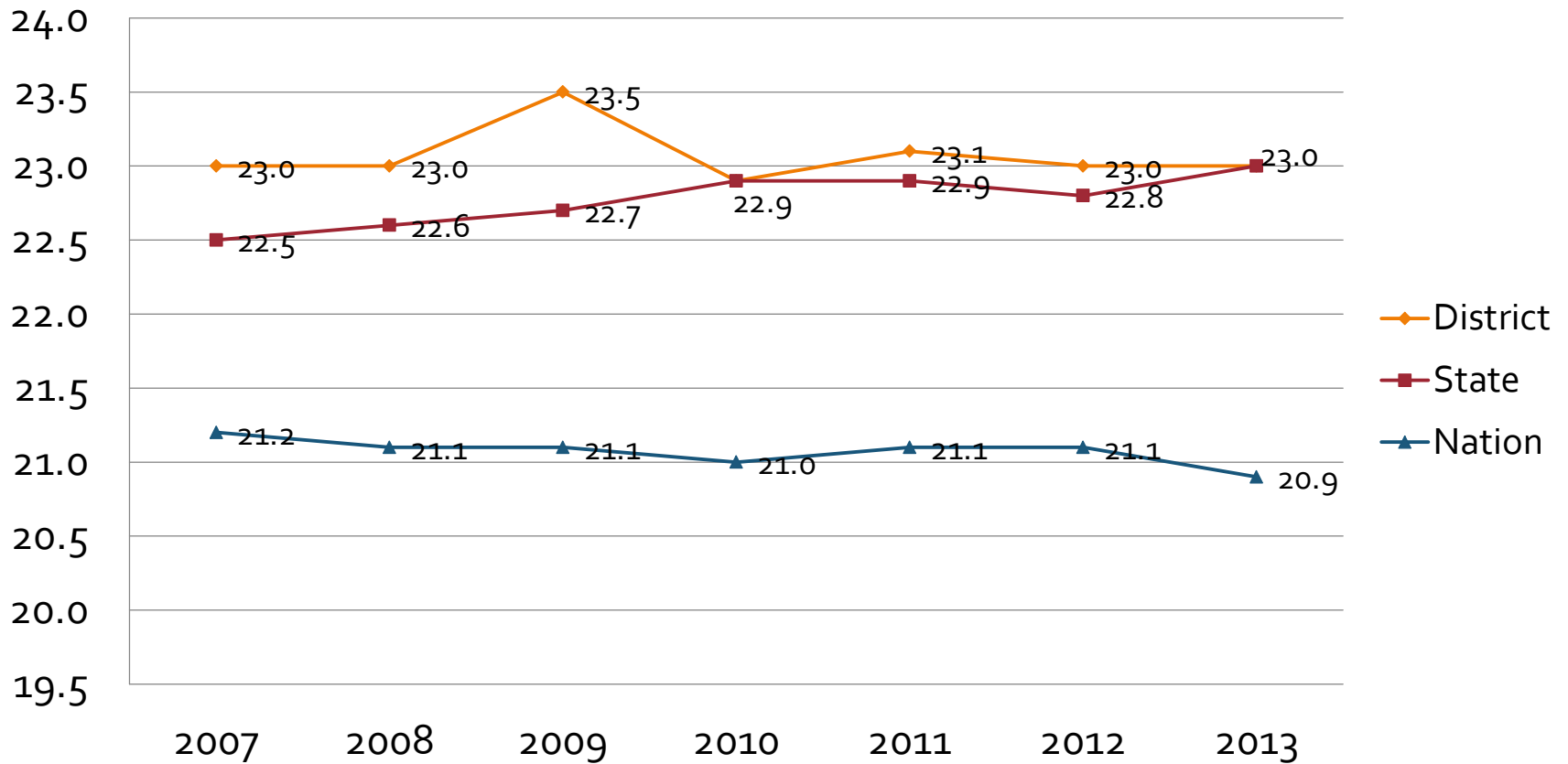


ACT Results

- Reminder: Each year, test data for a school, district, and the state represents a different cohort of students. ACT encourages educators to focus on trends (3, 5, 10 years) rather than year-to-year changes. Such changes can represent normal - - even expected - - fluctuations. Focus on trends.
- Note: Scores for students taking the test with accommodations are included in the reports for the first time this year.

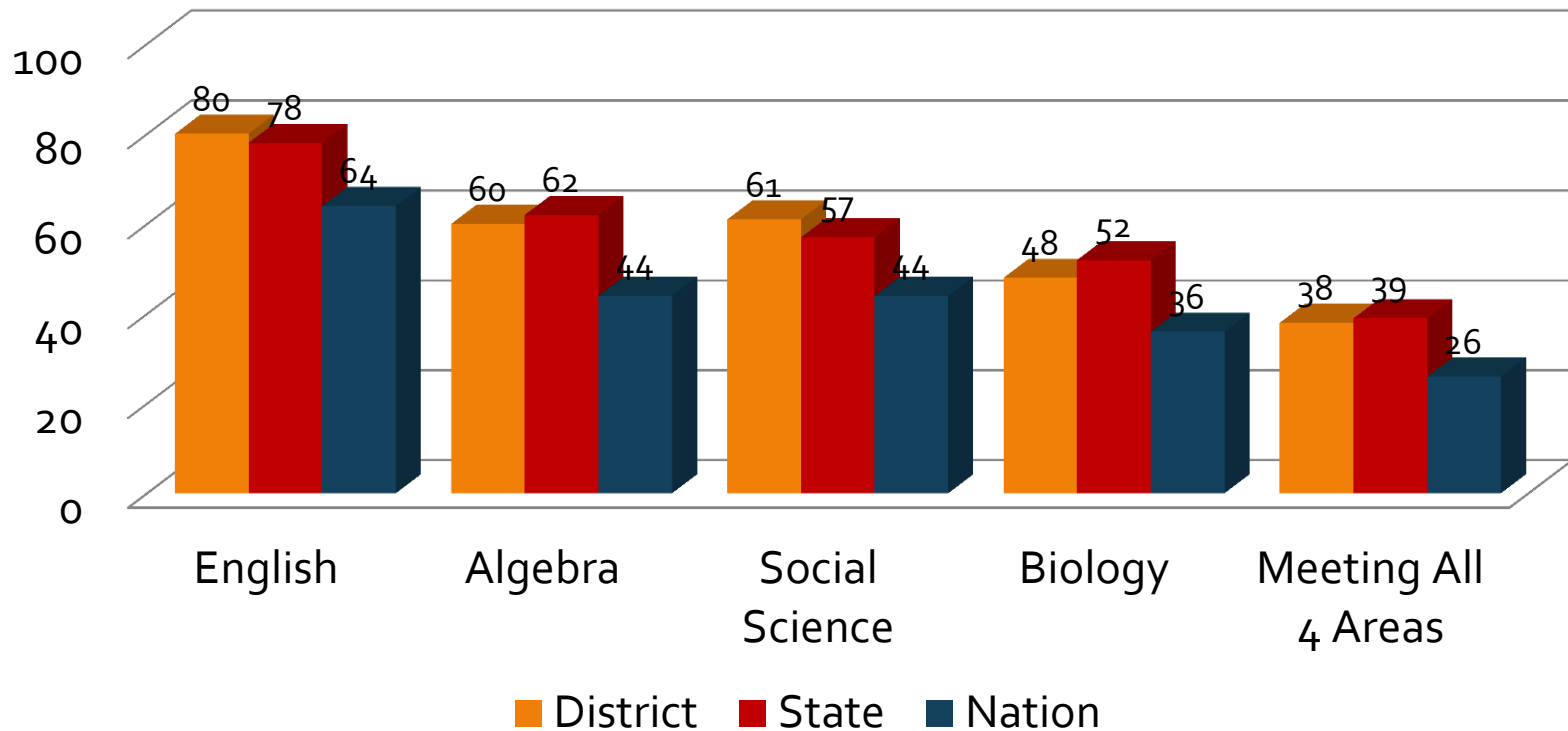
ACT Results

Composite Scores Over Time - Trends



ACT Results

Percent of Students Ready for College-Level Coursework



ACT Themes

- Duluth students were well-above the nation in percent of students meeting college readiness benchmarks in:
 - English Composition*
 - College Algebra
 - Social Science*
 - Biology
 - All four areas
- * Denotes areas above the state

ACT Themes

- Although more students took the ACT in 2013, students of color are under-represented in our results
- Fewer students of color take the ACT, than would be expected, based on our demographics

	Percent of Student Population	Percent of Students Who Took ACT
Black/African American	8.3%	1% 6 students
American Indian/ Alaskan Native	6%	1% 3 students
White	81.1%	84% 393 students
Hispanic/Latino	2%	2% 11 students
Asian	2.5%	2% 8 students
Two or more races	Unknown	4% 21 students
Prefer not to respond/ No response	NA	6% 27 students

ACT Themes

- Students who take more advanced courses “Core or More” earn substantially higher ACT composite scores
 - Core or More = 4 or more years of English and 3 or more years each of math, social studies, natural science
 - 82% of our 2013 graduating class took “Core or More”
 - Average ACT score for “Core or More” for Duluth students = 23.6 vs. 20.1
 - Of the Duluth students who reported taking fewer than 3 math courses, 0% were considered college ready

ACT Themes

- To increase college readiness, ACT recommends the following:
 - Increase access for students to take the ACT
 - Make “core or more” a curriculum focus
 - Make sure the students are taking the right kind of courses early
 - Evaluate the rigor of courses
 - Plan guidance activities based on students’ career and college aspirations

Questions?

Tawnyea L. Lake, PhD
Director of Assessment, Evaluation,
and Performance

tawnyea.bolme-lake@duluth.k12.mn.us

(218) 336-8700 ext. 1027