

San Elizario I.S.D.
Statement of Interest Earned
For The Ten Months Ending April 30, 2024

	General Fund	\$ 552,098.39
	Interest & Sinking (Debt Service) Fund	\$ 24,880.52
	Capital Projects Fund	\$ 16,904.29
	Health Insurance Fund	\$ 820.03
	Workers Compensation Fund	\$ 56,696.41
	Total	<u>\$ 651,399.64</u>

We, the undersigned Investment Officers, do hereby certify that the above investment information, is in compliance with Board Policy (CDA Local) and requirements stated in Sec. 2256.023 of the PFIA.

Norberto Rivas

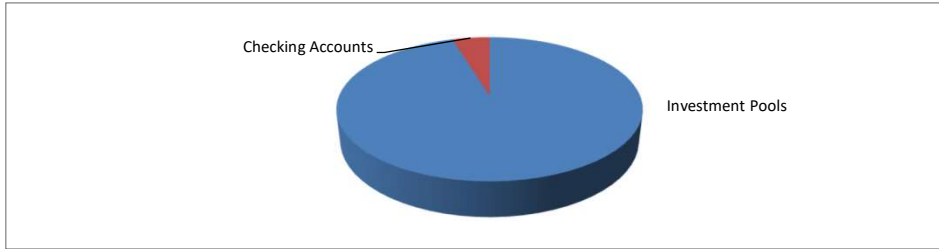
May 31, 2024

Chief Financial Officer

Date

Portfolio Diversification

By Investment Type	Current Market Value	Portfolio %	Investment Maturity
Investment Pools	\$ 12,180,784	95.30%	Overnight
Checking Accounts	<u>\$ 600,808</u>	4.70%	Overnight
	<u>\$ 12,781,592</u>		



General Fund

Wells Fargo- General Operating Checking Account

<i>Beginning Date</i>	<i>Ending Date</i>	<i>Maturity</i>	<i>Bank Balance</i>	<i>Earnings Allowance</i>	<i>Net Earnings Allowance</i>
01-Jul-23	31-Jul-23	Overnight	\$ 649,456.02	1.65%	\$ 933.11
01-Aug-23	31-Aug-23	Overnight	\$ 1,345,105.79	1.65%	\$ 1,663.34
01-Sep-23	30-Sep-23	Overnight	\$ 522,659.56	1.65%	\$ 1,151.62
01-Oct-23	31-Oct-23	Overnight	\$ 488,872.61	1.65%	\$ 989.77
01-Nov-23	30-Nov-23	Overnight	\$ 969,576.22	1.65%	\$ 966.59
01-Dec-23	31-Dec-23	Overnight	\$ 635,441.64	1.65%	\$ 1,185.76
01-Jan-24	31-Jan-24	Overnight	\$ 965,391.56	1.65%	\$ 1,419.77
01-Feb-24	28-Feb-24	Overnight	\$ 249,064.67	1.65%	\$ 1,023.64
01-Mar-24	31-Mar-24	Overnight	\$ 871,953.86	1.65%	\$ 1,147.96
01-Apr-24	30-Apr-24	Overnight	\$ 468,921.17	1.65%	\$ 911.07
01-May-24	31-May-24	Overnight	\$ -	0.00%	\$ -
01-Jun-24	30-Jun-24	Overnight	\$ -	0.00%	\$ -
Net Earnings Allowance:					\$ 11,392.63

Earnings allowance is earned based on the available bank balance and is used to offset monthly bank analyzed charges.

Wells Fargo- Food Service Checking Account

<i>Beginning Date</i>	<i>Ending Date</i>	<i>Maturity</i>	<i>Bank Balance</i>	<i>Earnings Allowance</i>	<i>Net Earnings Allowance</i>
01-Jul-23	31-Jul-23	Overnight	\$ 26,501.35	0.00%	\$ -
01-Aug-23	31-Aug-23	Overnight	\$ 35,566.24	0.00%	\$ -
01-Sep-23	30-Sep-23	Overnight	\$ 48,921.34	0.00%	\$ -
01-Oct-23	31-Oct-23	Overnight	\$ 59,428.54	0.00%	\$ -
01-Nov-23	30-Nov-23	Overnight	\$ 81,122.54	0.00%	\$ -
01-Dec-23	31-Dec-23	Overnight	\$ 88,807.42	0.00%	\$ -
01-Jan-24	31-Jan-24	Overnight	\$ 102,611.32	0.00%	\$ -
01-Feb-24	28-Feb-24	Overnight	\$ 264,592.75	0.00%	\$ -
01-Mar-24	31-Mar-24	Overnight	\$ 52,865.30	0.00%	\$ -
01-Apr-24	30-Apr-24	Overnight	\$ 11,329.20	0.00%	\$ -
01-May-24	31-May-24	Overnight	\$ -	0.00%	\$ -
01-Jun-24	30-Jun-24	Overnight	\$ -	0.00%	\$ -
Net Earnings Allowance:					\$ -

This bank balance is combined with the general operating account for the purpose of the earning allowance.

Lone Star Investment Pool- Corporate Overnight Plus Fund

<i>Beginning Date</i>	<i>Ending Date</i>	<i>Maturity</i>	<i>Bank Balance</i>	<i>Interest Rate</i>	<i>Interest Earned</i>
01-Jul-23	31-Jul-23	Overnight	\$ 4,189,259.96	5.37%	\$ 21,019.72
01-Aug-23	31-Aug-23	Overnight	\$ 652,739.69	5.53%	\$ 15,037.66
01-Sep-23	30-Sep-23	Overnight	\$ 7,288,438.93	5.59%	\$ 12,272.15
01-Oct-23	31-Oct-23	Overnight	\$ 6,102,258.19	5.61%	\$ 29,650.88
01-Nov-23	30-Nov-23	Overnight	\$ 7,938,276.94	5.65%	\$ 28,477.29
01-Dec-23	31-Dec-23	Overnight	\$ 8,293,429.07	5.65%	\$ 37,134.66
01-Jan-24	31-Jan-24	Overnight	\$ 7,872,306.00	5.60%	\$ 37,202.92
01-Feb-24	28-Feb-24	Overnight	\$ 8,245,472.71	5.52%	\$ 37,702.74
01-Mar-24	31-Mar-24	Overnight	\$ 8,352,993.24	5.49%	\$ 35,471.27
01-Apr-24	30-Apr-24	Overnight	\$ 3,821,529.60	5.47%	\$ 29,407.10
01-May-24	31-May-24	Overnight	\$ -	0.00%	\$ -
01-Jun-24	30-Jun-24	Overnight	\$ -	0.00%	\$ -
Interest Earned:					\$ 283,376.39

Lone Star Investment Pool- Corporate Overnight Fund

<i>Beginning Date</i>	<i>Ending Date</i>	<i>Maturity</i>	<i>Bank Balance</i>	<i>Interest Rate</i>	<i>Interest Earned</i>
01-Jul-23	31-Jul-23	Overnight	\$ 494,622.42	5.31%	\$ 2,220.52
01-Aug-23	31-Aug-23	Overnight	\$ 496,926.76	5.49%	\$ 2,304.34
01-Sep-23	30-Sep-23	Overnight	\$ 198,456.32	5.53%	\$ 1,529.56
01-Oct-23	31-Oct-23	Overnight	\$ 199,394.19	5.57%	\$ 937.87
01-Nov-23	30-Nov-23	Overnight	\$ 200,314.42	5.62%	\$ 920.23
01-Dec-23	31-Dec-23	Overnight	\$ 201,267.02	5.60%	\$ 952.60
01-Jan-24	31-Jan-24	Overnight	\$ 202,214.35	5.56%	\$ 947.33
01-Feb-24	28-Feb-24	Overnight	\$ 203,095.62	5.50%	\$ 881.27
01-Mar-24	31-Mar-24	Overnight	\$ 204,037.86	5.48%	\$ 942.24
01-Apr-24	30-Apr-24	Overnight	\$ 204,950.22	5.46%	\$ 912.36
01-May-24	31-May-24	Overnight	\$ -	0.00%	\$ -
01-Jun-24	30-Jun-24	Overnight	\$ -	0.00%	\$ -
Interest Earned:					\$ 12,548.32

Lone Star Investment Pool- Government Overnight Fund

<i>Beginning Date</i>	<i>Ending Date</i>	<i>Maturity</i>	<i>Bank Balance</i>	<i>Interest Rate</i>	<i>Interest Earned</i>
01-Jul-23	31-Jul-23	Overnight	\$ 3,719,012.57	5.12%	\$ 16,018.37
01-Aug-23	31-Aug-23	Overnight	\$ 3,772,036.61	5.30%	\$ 16,841.76
01-Sep-23	30-Sep-23	Overnight	\$ 811,493.50	5.32%	\$ 9,107.19
01-Oct-23	31-Oct-23	Overnight	\$ 846,034.89	5.32%	\$ 3,747.15
01-Nov-23	30-Nov-23	Overnight	\$ 990,011.73	5.35%	\$ 4,081.29
01-Dec-23	31-Dec-23	Overnight	\$ 1,625,961.60	5.35%	\$ 5,671.98
01-Jan-24	31-Jan-24	Overnight	\$ 2,336,958.63	5.34%	\$ 9,004.87
01-Feb-24	28-Feb-24	Overnight	\$ 2,657,957.47	5.33%	\$ 10,914.99
01-Mar-24	31-Mar-24	Overnight	\$ 2,735,932.51	5.33%	\$ 12,191.30
01-Apr-24	30-Apr-24	Overnight	\$ 2,792,941.42	5.33%	\$ 12,035.30
01-May-24	31-May-24	Overnight	\$ -	0.00%	\$ -
01-Jun-24	30-Jun-24	Overnight	\$ -	0.00%	\$ -
Interest Earned:					\$ 99,614.20

Texas CLASS Investment Pool- General Fund

<i>Beginning Date</i>	<i>Ending Date</i>	<i>Maturity</i>	<i>Bank Balance</i>	<i>Interest Rate</i>	<i>Interest Earned</i>
01-Jul-23	31-Jul-23	Overnight	\$ 3,339,233.84	5.32%	\$ 15,064.21
01-Aug-23	31-Aug-23	Overnight	\$ 3,354,796.04	5.48%	\$ 15,562.20
01-Sep-23	30-Sep-23	Overnight	\$ 3,370,052.51	5.52%	\$ 15,256.47
01-Oct-23	31-Oct-23	Overnight	\$ 3,385,987.26	5.55%	\$ 15,934.75
01-Nov-23	30-Nov-23	Overnight	\$ 3,401,566.98	5.86%	\$ 15,579.72
01-Dec-23	31-Dec-23	Overnight	\$ 3,417,709.14	5.57%	\$ 16,142.16
01-Jan-24	31-Jan-24	Overnight	\$ 3,433,781.29	5.54%	\$ 16,072.15
01-Feb-24	28-Feb-24	Overnight	\$ 3,448,733.25	5.48%	\$ 14,951.96
01-Mar-24	31-Mar-24	Overnight	\$ 3,464,731.82	5.47%	\$ 15,998.57
01-Apr-24	30-Apr-24	Overnight	\$ 3,480,181.17	5.43%	\$ 15,449.35
01-May-24	31-May-24	Overnight	\$ -	0.00%	\$ -
01-Jun-24	30-Jun-24	Overnight	\$ -	0.00%	\$ -
Interest Earned:					\$ 156,011.54

GECU- Certificate of Deposit (Date Opened: 4/21/2021 Maturity Date: account closed)

<i>Beginning Date</i>	<i>Ending Date</i>	<i>Maturity</i>	<i>Bank Balance</i>	<i>Interest Rate</i>	<i>Interest Earned</i>
01-Jul-23	31-Jul-23	Overnight	\$ 250,000.00	0.80%	\$ 169.86
01-Aug-23	31-Aug-23	Overnight	\$ 250,000.00	0.80%	\$ 169.86
01-Sep-23	30-Sep-23	Overnight	\$ 250,000.00	0.80%	\$ 164.38
01-Oct-23	31-Oct-23	Overnight	\$ -	0.80%	\$ 43.84
Interest Earned:					\$ 547.94

Total General Fund Interest Earned **\$ 552,098.39**

Interest & Sinking Fund (Debt Service)

Lone Star Investment Pool- Corporate Overnight Plus Fund

<i>Beginning Date</i>	<i>Ending Date</i>	<i>Maturity</i>	<i>Bank Balance</i>	<i>Interest Rate</i>	<i>Interest Earned</i>
01-Jul-23	31-Jul-23	Overnight	\$ 259,349.66	5.37%	\$ 1,176.33
01-Aug-23	31-Aug-23	Overnight	\$ 260,566.79	5.53%	\$ 1,217.13
01-Sep-23	30-Sep-23	Overnight	\$ 261,761.22	5.58%	\$ 1,194.43
01-Oct-23	31-Oct-23	Overnight	\$ 263,008.00	5.61%	\$ 1,246.78
01-Nov-23	30-Nov-23	Overnight	\$ 264,230.18	5.65%	\$ 1,222.18
01-Dec-23	31-Dec-23	Overnight	\$ 265,497.97	5.65%	\$ 1,267.79
01-Jan-24	31-Jan-24	Overnight	\$ 266,757.55	5.60%	\$ 1,259.58
01-Feb-24	28-Feb-24	Overnight	\$ 267,923.78	5.52%	\$ 1,166.23
01-Mar-24	31-Mar-24	Overnight	\$ 269,170.22	5.49%	\$ 1,246.44
01-Apr-24	30-Apr-24	Overnight	\$ 133,388.59	5.47%	\$ 920.89
01-May-24	31-May-24	Overnight	\$ -	0.00%	\$ -
01-Jun-24	30-Jun-24	Overnight	\$ -	0.00%	\$ -
Interest Earned:					\$ 11,917.78

Lone Star Investment Pool- Government Overnight Fund

<i>Beginning Date</i>	<i>Ending Date</i>	<i>Maturity</i>	<i>Bank Balance</i>	<i>Interest Rate</i>	<i>Interest Earned</i>
01-Jul-23	31-Jul-23	Overnight	\$ 138,613.06	5.12%	\$ 587.35
01-Aug-23	31-Aug-23	Overnight	\$ 144,759.38	5.30%	\$ 639.92
01-Sep-23	30-Sep-23	Overnight	\$ 149,912.51	5.32%	\$ 640.91
01-Oct-23	31-Oct-23	Overnight	\$ 156,118.98	5.32%	\$ 691.58
01-Nov-23	30-Nov-23	Overnight	\$ 188,443.13	5.35%	\$ 767.34
01-Dec-23	31-Dec-23	Overnight	\$ 336,227.61	5.35%	\$ 1,128.51
01-Jan-24	31-Jan-24	Overnight	\$ 501,707.42	5.34%	\$ 1,906.75
01-Feb-24	28-Feb-24	Overnight	\$ 576,192.61	5.33%	\$ 2,362.64
01-Mar-24	31-Mar-24	Overnight	\$ 593,699.36	5.33%	\$ 2,644.87
01-Apr-24	30-Apr-24	Overnight	\$ 105,270.68	5.33%	\$ 1,592.87
01-May-24	31-May-24	Overnight	\$ -	0.00%	\$ -
01-Jun-24	30-Jun-24	Overnight	\$ -	0.00%	\$ -
Interest Earned:					\$ 12,962.74

Total Debt Service Fund Interest Earned **\$ 24,880.52**

Capital Projects Fund

2015 Bond Construction Fund - Government Overnight Fund

<i>Beginning Date</i>	<i>Ending Date</i>	<i>Maturity</i>	<i>Bank Balance</i>	<i>Interest Rate</i>	<i>Interest Earned</i>
01-Jul-23	31-Jul-23	Overnight	\$ 375,560.02	5.12%	\$ 1,625.42
01-Aug-23	31-Aug-23	Overnight	\$ 377,250.04	5.30%	\$ 1,690.02
01-Sep-23	30-Sep-23	Overnight	\$ 378,898.46	5.32%	\$ 1,648.42
01-Oct-23	31-Oct-23	Overnight	\$ 380,611.45	5.32%	\$ 1,712.99
01-Nov-23	30-Nov-23	Overnight	\$ 382,285.29	5.35%	\$ 1,673.84
01-Dec-23	31-Dec-23	Overnight	\$ 384,023.56	5.35%	\$ 1,738.27
01-Jan-24	31-Jan-24	Overnight	\$ 385,761.40	5.34%	\$ 1,737.84
01-Feb-24	28-Feb-24	Overnight	\$ 387,391.26	5.33%	\$ 1,629.86
01-Mar-24	31-Mar-24	Overnight	\$ 389,140.29	5.33%	\$ 1,749.03
01-Apr-24	30-Apr-24	Overnight	\$ 390,838.89	5.33%	\$ 1,698.60
01-May-24	31-May-24	Overnight	\$ -	0.00%	\$ -
01-Jun-24	30-Jun-24	Overnight	\$ -	0.00%	\$ -
Interest Earned:					\$ 16,904.29

Total Capital Projects Fund Interest Earned **\$ 16,904.29**

Health Insurance Fund

Wells Fargo- Health Insurance						
<i>Beginning Date</i>	<i>Ending Date</i>	<i>Maturity</i>	<i>Bank Balance</i>	<i>Interest Rate</i>	<i>Interest Earned</i>	
01-Jul-23	31-Jul-23	Overnight	\$ 9,511.35	1.01%	\$	72.65
01-Aug-23	31-Aug-23	Overnight	\$ 71,472.99	1.09%	\$	99.59
01-Sep-23	30-Sep-23	Overnight	\$ 211,011.65	1.09%	\$	84.92
01-Oct-23	31-Oct-23	Overnight	\$ 115,018.64	1.09%	\$	73.87
01-Nov-23	30-Nov-23	Overnight	\$ 41,656.04	1.09%	\$	43.19
01-Dec-23	31-Dec-23	Overnight	\$ 145,386.33	1.09%	\$	150.52
01-Jan-24	31-Jan-24	Overnight	\$ 107,065.31	1.09%	\$	87.53
01-Feb-24	28-Feb-24	Overnight	\$ 53,911.08	1.09%	\$	61.56
01-Mar-24	31-Mar-24	Overnight	\$ 4,194.12	1.09%	\$	90.03
01-Apr-24	30-Apr-24	Overnight	\$ 98,454.18	1.09%	\$	56.17
01-May-24	31-May-24	Overnight	\$ -	0.00%	\$	-
01-Jun-24	30-Jun-24	Overnight	\$ -	0.00%	\$	-
					Interest Earned:	\$ 820.03
Total Health Insurance Fund Interest Earned						\$ 820.03

Workers Compensation Fund

Wells Fargo- Worker's Compensation						
<i>Beginning Date</i>	<i>Ending Date</i>	<i>Maturity</i>	<i>Bank Balance</i>	<i>Interest Rate</i>	<i>Interest Earned</i>	
01-Jul-23	31-Jul-23	Overnight	\$ 75,307.93	1.02%	\$	67.96
01-Aug-23	31-Aug-23	Overnight	\$ 67,882.22	1.09%	\$	65.26
01-Sep-23	30-Sep-23	Overnight	\$ 102,225.44	1.09%	\$	79.42
01-Oct-23	31-Oct-23	Overnight	\$ 102,168.73	1.09%	\$	88.90
01-Nov-23	30-Nov-23	Overnight	\$ 90,700.70	1.09%	\$	86.29
01-Dec-23	31-Dec-23	Overnight	\$ 75,924.22	1.09%	\$	83.22
01-Jan-24	31-Jan-24	Overnight	\$ 24,254.93	1.09%	\$	59.27
01-Feb-24	28-Feb-24	Overnight	\$ 14,149.52	1.09%	\$	15.78
01-Mar-24	31-Mar-24	Overnight	\$ 5,300.03	1.09%	\$	9.27
01-Apr-24	30-Apr-24	Overnight	\$ 22,103.33	1.09%	\$	11.86
01-May-24	31-May-24	Overnight	\$ -	0.00%	\$	-
01-Jun-24	30-Jun-24	Overnight	\$ -	0.00%	\$	-
					Interest Earned:	\$ 567.23

Lone Star Investment Pool- Corporate Overnight Fund						
<i>Beginning Date</i>	<i>Ending Date</i>	<i>Maturity</i>	<i>Bank Balance</i>	<i>Interest Rate</i>	<i>Interest Earned</i>	
01-Jul-23	31-Jul-23	Overnight	\$ 1,200,945.31	5.31%	\$	5,391.44
01-Aug-23	31-Aug-23	Overnight	\$ 1,206,540.26	5.49%	\$	5,594.95
01-Sep-23	30-Sep-23	Overnight	\$ 1,212,022.62	5.53%	\$	5,482.36
01-Oct-23	31-Oct-23	Overnight	\$ 1,217,750.99	5.57%	\$	5,728.37
01-Nov-23	30-Nov-23	Overnight	\$ 1,223,371.07	5.62%	\$	5,620.08
01-Dec-23	31-Dec-23	Overnight	\$ 1,229,188.82	5.60%	\$	5,817.75
01-Jan-24	31-Jan-24	Overnight	\$ 1,234,974.38	5.56%	\$	5,785.56
01-Feb-24	28-Feb-24	Overnight	\$ 1,240,356.54	5.50%	\$	5,382.16
01-Mar-24	31-Mar-24	Overnight	\$ 1,246,111.02	5.48%	\$	5,754.48
01-Apr-24	30-Apr-24	Overnight	\$ 1,251,683.05	5.46%	\$	5,572.03
01-May-24	31-May-24	Overnight	\$ -	0.00%	\$	-
01-Jun-24	30-Jun-24	Overnight	\$ -	0.00%	\$	-
					Interest Earned:	\$ 56,129.18

Total Worker's Compensation Fund Interest Earned : **\$ 56,696.41**



First Public
12007 Research Blvd.
Austin, Texas 78759
800-558-8875 • firstpublic.com

Fund Performance Update

April 30, 2024

Comments by Mellon, Investment Manager

Custodian Bank: State Street Bank
Investment Managers:
American Beacon Advisors and
Mellon Investments Corp (Dreyfus)

The Lone Star Investment Pool Information Statement should be read carefully before investing. Investors should consider the investment objectives, risks, changes, and expenses associated with this or any security prior to investing. Investment in Lone Star Investment Pool is not insured or guaranteed by the Federal Deposit Insurance Corporation (FDIC) or any other government agency, and although Lone Star seeks to preserve the value of the investment at a fixed share price, it is possible to lose money by investing in Lone Star. For further information or for an Information Statement contact First Public at 800-558-8875. The return information is net of all current operating expenses. The return represents past performance and is no indication of future results.

US Treasury yields rose sharply in April as hotter-than-expected inflation data reduced expectations of any rate cuts in the near future. Yields on Treasury bonds maturing beyond two years rose 40 to 50 basis points during the month. The expectation of higher-for-longer interest rates weighed on equity prices as Dow Jones Industrial Average®, S&P 500® and Nasdaq-100® indexes declined by 4-5% in April. Both headline and core consumer price index (CPI) inflation in March rose 0.4%. If food, energy, shelter and rent are excluded from this number, the “super core” inflation year-over-year reading at 4.8% is the highest it has been in 11 months. GDP came in weaker-than-expected at 1.6% annualized rate (2.5% consensus estimate), making it the slowest quarterly growth in nearly two years. However, the headline figure hides more positive details. Importantly, personal consumption increased by a still firm 2.5%, while business and residential investment both expanded strongly. The primary drag on the headline figure came from inventories and net exports (imports surged while exports grew only modestly). The Federal Reserve’s preferred measure of inflation—core personal consumption expenditures (PCE)—came in slightly above estimates for March, at 2.8%, unchanged from the previous month. Entering the month, the futures market was fully pricing in a rate cut by the July Federal Open Market Committee (FOMC) meeting. At the end of the month, the futures market was not fully pricing in a rate cut until the December meeting.

Active Participants This Month

Schools and Colleges	589
Other Governmental Entities	90
<i>Total</i>	<i>679</i>

Government Overnight Fund

Return Information

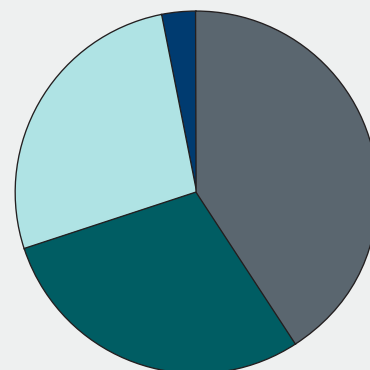
April 30, 2024

Average Monthly Return (a)	5.33%
SEC 7-day Fund Yield (b)	5.34%
Weighted Average Maturity One (c)	36 days
Weighted Average Maturity Two (c)	104 days
Portfolio Maturing beyond One Year	6%
Net Asset Value (NAV)	\$1.00
Annualized Expense Ratio	0.06%
Standard & Poor's Rating	AAAm

Inventory Position

	Book Value	Market Value
Cash/Repo	1,823,550,334.56	1,823,550,334.56
US Treasuries	1,934,042,333.82	1,933,700,410.78
Agencies	2,733,844,720.32	2,733,596,196.12
Money Market Funds	235,594,978.76	235,594,978.76
Total Assets	6,727,032,367.46	6,726,441,920.22

Investment Distribution



Agencies	41%
Treasuries	29%
Cash Repo	27%
Money Market	3%

(a) The return information represents the average annualized rate of return on investments for the time period referenced. Return rates reflect a partial waiver of the Lone Star Investment Pool operating expense. Past performance is no guarantee of future results.

Corporate Overnight Fund

Return Information

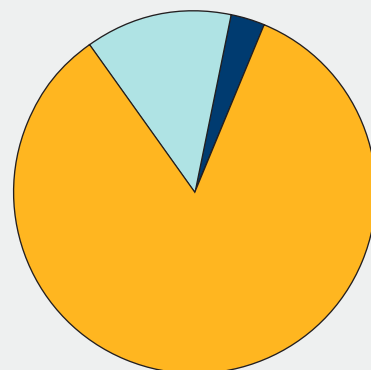
April 30, 2024

Average Monthly Return (a)	5.46%
SEC 7-day Fund Yield (b)	5.46%
Weighted Average Maturity One (c)	44 days
Weighted Average Maturity Two (c)	79 days
Portfolio Maturing beyond One Year	0%
Net Asset Value (NAV)	\$1.00
Annualized Expense Ratio	0.06%
Standard & Poor's Rating	AAAm

Inventory Position

	Book Value	Market Value
Cash/Repo	518,351,229.27	518,351,229.27
US Treasuries	-	-
Agencies	-	-
Commercial Paper	3,262,784,755.34	3,262,137,284.85
Money Market Funds	129,423,175.68	129,420,676.92
Total Assets	3,910,559,160.29	3,909,909,191.04

Investment Distribution



Commercial Paper	84%
Cash/Repo	13%
Money Market	3%

(b)

SEC 7-Day Yield Calculation

$$\text{Yield} = 2 \left[\left[\frac{a-b}{cd} + 1 \right]^6 - 1 \right]$$

*a - Dividend and interest income
b - Expenses accrued for the period
c - Average daily number of shares outstanding during the period that was entitled to dividends
d - Maximum offering price per share on the last day of the period*

Corporate Overnight Plus Fund

Return Information

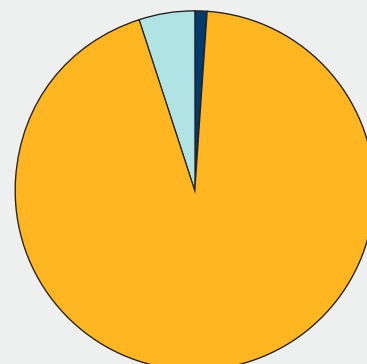
April 30, 2024

Average Monthly Return (a)	5.47%
SEC 7-day Fund Yield (b)	5.48%
Weighted Average Maturity One (c)	61 days
Weighted Average Maturity Two (c)	100 days
Portfolio Maturing beyond One Year	0%
Net Asset Value (NAV)	\$1.00
Annualized Expense Ratio	0.06%
Standard & Poor's Rating	AAAf/S1+

Inventory Position


	Book Value	Market Value
Cash/Repo	650,211,249.74	650,211,249.74
US Treasuries	-	-
Agencies	-	-
Commercial Paper	11,257,538,961.50	11,255,084,656.64
Money Market Funds	106,155,478.65	106,154,966.91
Total Assets	12,013,905,689.89	12,011,450,873.29

Investment Distribution



Commercial Paper	94%
Cash/Repo	5%
Money Market	1%

(c) The Weighted Average Maturity One calculation uses the industry standard definition of state maturity for floating rate instruments, the number of days until the next reset date. The Weighted Average Maturity Two calculation uses the final maturity of any floating rate instruments, as opined in Texas Attorney General Opinion No. JC0359.



Texas CLASS

Texas CLASS

Date	Dividend Rate	Daily Yield
04/01/2024	0.000149080	5.4563%
04/02/2024	0.000149040	5.4555%
04/03/2024	0.000148897	5.4497%
04/04/2024	0.000148805	5.4463%
04/05/2024	0.000445839	5.4392%
04/06/2024	0.000000000	5.4392%
04/07/2024	0.000000000	5.4392%
04/08/2024	0.000148430	5.4325%
04/09/2024	0.000148365	5.4303%
04/10/2024	0.000148175	5.4234%
04/11/2024	0.000148310	5.4281%
04/12/2024	0.000445053	5.4297%
04/13/2024	0.000000000	5.4296%
04/14/2024	0.000000000	5.4296%
04/15/2024	0.000148272	5.4270%
04/16/2024	0.000148378	5.4306%
04/17/2024	0.000148150	5.4224%
04/18/2024	0.000148114	5.4210%
04/19/2024	0.000444570	5.4237%
04/20/2024	0.000000000	5.4238%
04/21/2024	0.000000000	5.4238%
04/22/2024	0.000148223	5.4249%
04/23/2024	0.000148259	5.4263%
04/24/2024	0.000148245	5.4258%
04/25/2024	0.000147855	5.4115%
04/26/2024	0.000443562	5.4106%
04/27/2024	0.000000000	5.4115%
04/28/2024	0.000000000	5.4115%
04/29/2024	0.000147956	5.4152%
04/30/2024	0.000148136	5.4184%

Performance results are shown net of all fees and expenses and reflect the reinvestment of dividends and other earnings. Many factors affect performance including changes in market conditions and interest rates and in response to other economic, political, or financial developments. Investment involves risk including the possible loss of principal. No assurance can be given that the performance objectives of a given strategy will be achieved. **Past performance is no guarantee of future results. Any financial and/or investment decision may incur losses.**