

ISDLAF+ Monthly Statement

Statement for the Account of:
Geneva C.U.S.D. #304

(10385-116) GENERAL FUND

Statement Period
Feb 1, 2019 to Feb 28, 2019

ACTIVITY SUMMARY

INVESTMENT POOL SUMMARY

	LIQ	MAX
Beginning Balance	\$768,575.34	\$3,480,614.04
Dividends	\$2,864.32	\$6,170.92
Credits	\$6,581,260.06	\$0.00
Checks Paid	\$0.00	\$0.00
Other Debits	(\$5,100,000.00)	\$0.00
Ending Balance	\$2,252,699.72	\$3,486,784.96
Average Monthly Rate	2.25%	2.31%

TOTAL LIQ AND MAX

\$5,739,484.68


TOTAL FIXED INCOME

\$25,923,914.57

ACCOUNT TOTAL

\$31,663,399.25

Geneva C.U.S.D. #304
Dean Romano
227 N. FOURTH ST.
GENEVA, IL 60134




Geneva C.U.S.D. #304

Statement Period

Feb 1, 2019 to Feb 28, 2019

TRANSACTION ACTIVITY

							BEGINNING BALANCE	\$768,575.34
LIQUID CLASS ACTIVITY								
Transaction	Trade Date	Settle Date	Description	Redemption/Debit	Purchase/Credit	Share Price	Shares this Transaction	
2700481	02/06/19	02/06/19	Fund Purchase from FRI Maturity SEC - 43110 - FED HOME LN DISCOUNT NT		\$3,325,000.00	\$1.00	3,325,000.000	
2700486	02/06/19	02/06/19	Phone Wire Redemption	(\$2,500,000.00)		\$1.00	(2,500,000.000)	
2702938	02/12/19	02/12/19	Fund Purchase from FRI Interest SEC - 42826 - UBS BANK USA		\$549.85	\$1.00	549.850	
2704657	02/14/19	02/14/19	Fund Purchase from FRI Interest SEC - 42820 - WELLS FARGO BANK NA		\$592.14	\$1.00	592.140	
2705442	02/15/19	02/15/19	Fund Purchase from FRI Interest SEC - 29321 - LEWISTON ME REF-PUBLIC IMPT-SER A		\$8,400.00	\$1.00	8,400.000	
2706965	02/20/19	02/20/19	Fund Purchase from FRI Maturity CD-255366-1 BANK LEUMI USA, NY		\$246,400.00	\$1.00	246,400.000	
2706966	02/20/19	02/20/19	Fund Purchase from FRI Maturity CD-255367-1 CITIBANK NA, IL		\$2,953,700.00	\$1.00	2,953,700.000	
2707013	02/20/19	02/20/19	Fund Purchase from FRI Interest CD-255366-1 BANK LEUMI USA, NY		\$3,589.47	\$1.00	3,589.470	
2707014	02/20/19	02/20/19	Fund Purchase from FRI Interest CD-255367-1 CITIBANK NA, IL		\$43,028.60	\$1.00	43,028.600	
2707438	02/20/19	02/20/19	Phone Wire Redemption	(\$2,600,000.00)		\$1.00	(2,600,000.000)	
2713649	02/28/19	02/28/19	Dividend Reinvest		\$2,864.32	\$1.00	2,864.320	
TOTALS FOR PERIOD				(\$5,100,000.00)	\$6,584,124.38		1,484,124.380	
ENDING BALANCE							\$2,252,699.72	




Geneva C.U.S.D. #304

Statement Period

Feb 1, 2019 to Feb 28, 2019

TRANSACTION ACTIVITY

					BEGINNING BALANCE		\$3,480,614.04
MAX CLASS ACTIVITY							
Transaction	Trade Date	Settle Date	Description	Redemption/Debit	Purchase/Credit	Share Price	Shares this Transaction
2714229	02/28/19	02/28/19	Dividend Reinvest		\$6,170.92	\$1.00	6,170.920
TOTALS FOR PERIOD				0.00	\$6,170.92		6,170.920
ENDING BALANCE							\$3,486,784.96

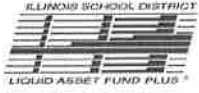


Geneva C.U.S.D. #304

SDA / MMA TRANSACTION ACTIVITY

Statement Period
Feb 1, 2019 to Feb 28, 2019

BANK OF CHINA			BEGINNING BALANCE			Balance
Transaction	Date		Deposits	Withdrawals	Interest / Adjust	
199878	02/28/19	Interest			\$7,796.60	\$4,237,329.31
TOTALS FOR PERIOD			\$0.00	\$0.00	\$7,796.60	
ENDING BALANCE						\$4,237,329.31



Geneva C.U.S.D. #304


Statement Period

Feb 1, 2019 to Feb 28, 2019

FIXED INCOME INVESTMENTS

MATURITIES

Type	M	Holding ID	Settle Date	Transaction Date	Maturity Date	Description	Cost	Face/Par
SEC	M	43110	10/03/18	02/06/19	02/06/19	SEC - 43110 - FED HOME LN DISCOUNT NT	\$3,299,246.21	\$3,325,000.00
CD	M	255366-1	06/13/18	02/20/19	02/20/19	CD-255366-1 BANK LEUMI USA, NY	\$246,400.00	\$249,989.47
CD	M	255367-1	06/13/18	02/20/19	02/20/19	CD-255367-1 CITIBANK NA, IL	\$2,953,700.00	\$2,996,728.60
Totals for Period:							\$6,499,346.21	\$6,571,718.07



Geneva C.U.S.D. #304

Statement Period

Feb 1, 2019 to Feb 28, 2019


FIXED INCOME INVESTMENTS

INTEREST				
Type	Holding ID	Transaction Date	Description	Interest
SEC	43110	02/06/19	FED HOME LN DISCOUNT NT	\$25,753.79
DTC	42826	02/12/19	SEC - 42826 - UBS BANK USA	\$549.85
DTC	42820	02/14/19	SEC - 42820 - WELLS FARGO BANK NA	\$592.14
SEC	29321	02/15/19	SEC - 29321 - LEWISTON ME REF-PUBLIC IMPT-SER A	\$8,400.00
CD	255366-1	02/20/19	CD-255366-1 BANK LEUMI USA, NY	\$3,589.47
CD	255367-1	02/20/19	CD-255367-1 CITIBANK NA, IL	\$43,028.60
SDA	199878	02/28/19	Savings Deposit Account - BANK OF CHINA	\$7,796.60

Totals for Period: \$89,710.45

LIR
 MAX
 89,710.45
 2,864.32
 6,170.92

 98,745.69



Geneva C.U.S.D. #304

Statement Period
Feb 1, 2019 to Feb 28, 2019

CURRENT PORTFOLIO

Type	Code	Holding ID	Trade	Settle	Maturity	Description	Cost	Rate	Face/Par	Market Value
LIQ				02/28/19		LIQ Account Balance	\$2,252,699.72	2.250%	\$2,252,699.72	\$2,252,699.72
MAX				02/28/19		MAX Account Balance	\$3,486,784.96	2.310%	\$3,486,784.96	\$3,486,784.96
SDA	6	199878-1		02/28/19		Savings Deposit Account - BANK OF CHINA	\$4,237,329.31	2.403%	\$4,237,329.31	\$4,237,329.31
CD	N	262152-1	10/03/18	10/03/18	03/06/19	THIRD COAST BANK, SSB	\$247,600.00	2.251%	\$249,951.55	\$247,600.00
CD	1	262153-1	10/03/18	10/03/18	03/06/19	BMO HARRIS BANK, NA	\$3,852,400.00	2.250%	\$3,888,971.41	\$3,852,400.00
CD	N	260572-1	09/05/18	09/05/18	03/20/19	WESTERN ALLIANCE BANK / TORREY PINES BANK	\$247,100.00	2.183%	\$249,996.61	\$247,100.00
CD	N	260573-1	09/05/18	09/05/18	03/20/19	SERVISFIRST BANK	\$247,100.00	2.183%	\$249,996.61	\$247,100.00
CD	1	260574-1	09/05/18	09/05/18	03/20/19	BMO HARRIS BANK, NA	\$2,000,000.00	2.170%	\$2,023,309.78	\$2,000,000.00
DTC	N	37236-1	03/16/16	03/24/16	03/25/19	Ally Bank Certificate of Deposit (1.350%) 02006LZE6	\$248,700.65	1.254%	\$248,000.00	\$247,867.32
SEC	6	43106-1	10/03/18	10/03/18	03/31/19	US TREASURY N/B (1.250%) 912828W97	\$3,198,799.41	2.290%	\$3,215,000.00	\$3,211,871.81
CDR	CDR	262270-1	10/11/18	10/11/18	04/11/19	PRUDENTIAL BANK	\$246,212.17	2.290%	\$249,023.58	\$246,212.17
CDR	CDR	262270-10	10/11/18	10/11/18	04/11/19	Provident Bank	\$246,212.17	2.290%	\$249,023.58	\$246,212.17
CDR	CDR	262270-11	10/11/18	10/11/18	04/11/19	AVB Bank	\$246,212.17	2.290%	\$249,023.58	\$246,212.17
CDR	CDR	262270-12	10/11/18	10/11/18	04/11/19	Landmark Bank, N.A.	\$246,212.17	2.290%	\$249,023.58	\$246,212.17
CDR	CDR	262270-13	10/11/18	10/11/18	04/11/19	Treynor State Bank	\$245,453.96	2.290%	\$248,256.66	\$245,453.96
CDR	CDR	262270-2	10/11/18	10/11/18	04/11/19	Fahey Banking Company	\$246,212.17	2.290%	\$249,023.58	\$246,212.17
CDR	CDR	262270-3	10/11/18	10/11/18	04/11/19	Enterprise Bank & Trust Company	\$246,212.17	2.290%	\$249,023.58	\$246,212.17
CDR	CDR	262270-4	10/11/18	10/11/18	04/11/19	MutualBank	\$246,212.17	2.290%	\$249,023.58	\$246,212.17
CDR	CDR	262270-5	10/11/18	10/11/18	04/11/19	Chemical Bank / First Place Bank	\$246,212.17	2.290%	\$249,023.58	\$246,212.17
CDR	CDR	262270-6	10/11/18	10/11/18	04/11/19	MINNESOTA BANK AND TRUST / Signature Bank	\$246,212.17	2.290%	\$249,023.58	\$246,212.17
CDR	CDR	262270-7	10/11/18	10/11/18	04/11/19	Community Bank of Chesapeake/ Community Bank of Tri-County	\$246,212.17	2.290%	\$249,023.58	\$246,212.17
CDR	CDR	262270-8	10/11/18	10/11/18	04/11/19	First International Bank & Trust	\$246,212.17	2.290%	\$249,023.58	\$246,212.17
CDR	CDR	262270-9	10/11/18	10/11/18	04/11/19	Alliance Bank	\$246,212.17	2.290%	\$249,023.58	\$246,212.17
CD	N	262147-1	10/03/18	10/03/18	05/01/19	FIRST MID-ILLINOIS BANK & TRUST	\$246,600.00	2.330%	\$249,906.15	\$246,600.00

Questions? Please call 630 657 6400

CURRENT PORTFOLIO

Type	Code	Holding ID	Trade	Settle	Maturity	Description	Cost	Rate	Face/Par	Market Value
CD	N	262148-1	10/03/18	10/03/18	05/01/19	BANK OF CHINA	\$246,600.00	2.336%	\$249,914.47	\$246,600.00
CD	N	262149-1	10/03/18	10/03/18	05/01/19	WEST POINTE BANK	\$246,600.00	2.330%	\$249,905.80	\$246,600.00
CD	N	262150-1	10/03/18	10/03/18	05/01/19	CORNERSTONE BANK - YORK NEBRASKA	\$246,600.00	2.332%	\$249,908.63	\$246,600.00
CD	N	262151-1	10/03/18	10/03/18	05/01/19	PRIME ALLIANCE BANK	\$246,600.00	2.330%	\$249,905.80	\$246,600.00
CD	N	255354-1	06/13/18	06/13/18	05/14/19	MAINSTREET BANK	\$244,900.00	2.235%	\$249,923.04	\$244,900.00
CD	N	255355-1	06/13/18	06/13/18	05/14/19	MISSION NATIONAL BANK	\$244,900.00	2.230%	\$249,912.40	\$244,900.00
CD	N	255356-1	06/13/18	06/13/18	05/14/19	UNITY BANK	\$244,900.00	2.238%	\$249,929.26	\$244,900.00
CD	N	255357-1	06/13/18	06/13/18	05/14/19	FIRST BANK OF OHIO	\$244,900.00	2.231%	\$249,913.53	\$244,900.00
CD	N	255358-1	06/13/18	06/13/18	05/14/19	FIRST CAPITAL BANK	\$244,900.00	2.230%	\$249,912.40	\$244,900.00
CD	N	255359-1	06/13/18	06/13/18	05/14/19	FRANKLIN SYNERGY BANK	\$244,900.00	2.230%	\$249,912.41	\$244,900.00
CD	N	255360-1	06/13/18	06/13/18	05/14/19	CIBC BANK USA / PRIVATE BANK - MI	\$244,900.00	2.230%	\$249,913.15	\$244,900.00
CD	N	255361-1	06/13/18	06/13/18	05/14/19	BEVERLY BANK & TRUST CO, NA-WINTRUST	\$244,900.00	2.230%	\$249,912.40	\$244,900.00
CD	N	255362-1	06/13/18	06/13/18	05/14/19	LAKE FOREST B&T CO. N.A. - WINTRUST	\$244,900.00	2.230%	\$249,912.40	\$244,900.00
CD	N	255363-1	06/13/18	06/13/18	05/14/19	WINTRUST BANK	\$244,900.00	2.230%	\$249,912.40	\$244,900.00
CD	N	255364-1	06/13/18	06/13/18	05/14/19	TOWN BANK - WINTRUST	\$244,900.00	2.230%	\$249,912.40	\$244,900.00
CD	N	255365-1	06/13/18	06/13/18	05/14/19	OLD PLANK TRAIL COMMUNITY BANK NA - WINTRUST	\$244,900.00	2.230%	\$249,912.40	\$244,900.00
CD	N	224342-1	05/19/16	05/19/16	05/20/19	BANK OF THE WEST	\$230,600.00	1.372%	\$240,101.71	\$230,600.00
CD	N	224343-1	05/19/16	05/19/16	05/20/19	ALLIANT CREDIT UNION	\$242,400.00	1.012%	\$249,773.10	\$242,400.00
CD	N	260570-1	09/05/18	09/05/18	09/05/19	CFG COMMUNITY BANK	\$244,100.00	2.393%	\$249,940.10	\$244,100.00
CD	N	260571-1	09/05/18	09/05/18	09/05/19	FIRST INTERNET BANK OF INDIANA	\$244,100.00	2.390%	\$249,933.04	\$244,100.00
SEC	15	29317-1	02/27/13	03/01/13	10/15/19	BALTIMORE MD REF-CONSOL PUBLIC IMPT-SER B (5.000%) 059189RF9	\$832,606.60	1.050%	\$665,000.00	\$678,745.55
SEC	15	29321-1	02/27/13	03/04/13	02/15/20	LEWISTON ME REF-PUBLIC IMPT-SER A (4.000%) 52850CKJ3	\$494,478.60	1.320%	\$420,000.00	\$429,235.80
CD	N	260569-1	09/05/18	09/05/18	03/05/20	EAGLEBANK	\$240,800.00	2.525%	\$249,926.87	\$240,800.00
DTC	N	42826-1	09/05/18	09/12/18	03/12/20	UBS BANK USA (2.600%) 90348JDN7	\$249,000.00	2.600%	\$249,000.00	\$249,196.46
CD	C	260568-1	09/05/18	09/05/18	09/04/20	FIRST INTERNET BANK OF INDIANA	\$1,000,000.00	2.647%	\$1,053,235.54	\$1,000,000.00
DTC	N	42820-1	09/05/18	09/14/18	09/14/20	WELLS FARGO BANK NA (2.800%) 949763TU0	\$249,000.00	2.800%	\$249,000.00	\$249,689.98
DTC	N	42818-1	09/05/18	09/19/18	09/21/20	DISCOVER BANK (2.750%) 254673TS5	\$246,000.00	2.750%	\$246,000.00	\$246,484.87
Totals for Period:							\$31,663,399.25		\$31,709,008.97	\$31,457,905.78

Weighted Average Portfolio Yield: 2.223 %
Weighted Average Portfolio Maturity: 98.91 Days

Portfolio Summary:

Type	Allocation (%)	Allocation (\$)	Description
LIQ	7.16%	\$2,252,699.72	Liquid Class Activity
MAX	11.08%	\$3,486,784.96	MAX Class Activity
CD	41.22%	\$12,968,000.00	Certificate of Deposit
CDR	10.17%	\$3,200,000.00	Certificate of Deposit
DTC	3.16%	\$993,238.63	Certificate of Deposit
SDA	13.47%	\$4,237,329.31	Savings Deposit Account
SEC	13.73%	\$4,319,853.16	Security (see applicable security code)

Note: Weighted Yield & Weighted Average Portfolio Maturity are calculated using "Market Value" and are only based on the fixed rate investments (excluding SDA investments).

Cost is comprised of the total amount you paid for the investment including any fees and commissions.

Rate is the Net Yield to Maturity.

Face/Par is the amount received at maturity.


Market Value reflects the market value as reported by an independent third-party pricing service. Certificates of Deposit and Commercial Paper and other assets for which market pricing is not readily available from a third-party pricing service are listed at *Cost*.

Deposit Codes:

- 1) FHLB
- 6) Promontory-BOC
- C) Collateral
- N) Single FEIN
- CDR) CDARS Placement

Security Codes:

- 6) Treasury Note
- 15) Municipal Bond



ISDLAF+ Monthly Statement



About Your Account and Statement

Securities and municipal advisory brokerage services (investments purchased with proceeds from a municipal securities issuance), and investments cleared through our clearing firm, Pershing LLC, are offered through PMA Securities, Inc., a broker-dealer and municipal advisor registered with the SEC and MSRB, and a member of FINRA and SIPC. All other products and brokerage services are generally provided by PMA Financial Network, Inc. Thus, certificates of deposit ("CD"), savings deposit accounts ("SDA") and commercial paper ("CP") may be executed through either PMA entity, as applicable, depending on whether the investment was purchased with proceeds derived from municipal securities. PMA Securities, Inc. and PMA Financial Network, Inc. are operated under common ownership and are affiliated with Prudent Man Advisors, Inc.

Fixed Rate Investment Activity

This section shows all of the fixed term investments purchased and sold, maturities, interest received, and activity. This will include all CD, SDA, CP, securities and money market funds purchased through PMA Financial Network, Inc. or PMA Securities, Inc. as applicable. It also shows the approximate market value of each security whose price is obtained from an independent source believed to be reliable. However, PMA cannot guarantee their accuracy. This data is provided for informational purposes only. Listed values should not be interpreted as an offer to buy or sell at a specific price. CD's and CP are listed at their original cost. Redemption of a CD prior to maturity may result in early withdrawal penalties. Market values are based on the last day of the month for which this report date range is ending. If the run date of this report is prior to the end of the current month, the market values are listed as equivalent to the cost values.

ISDLAF + Activity

This section shows all of the activity in the Liquid and Max Class. The Average Rate represents the average net interest rate over the previous month which is then annualized. Income Summary represents the interest earned for the Month and Fiscal Year to Date.

Information regarding the ISDLAF+ Investment objectives, risks, charges and expenses can be found in the ISDLAF+ information statement, which can be obtained at www.isdlafplus.com or by calling PMA at the phone number listed.

An investment in the Multi-Class Series or any Term Series is not a bank deposit and is not insured or guaranteed by the Federal Deposit Insurance Corporation or any other governmental or private agency. Although the Liquid Class and MAX Class of the Multi-Class Series each seeks to maintain a stable value of \$1.00 per share, it is possible to lose money by investing in the Multi-Class Series. It also is possible to lose money by investing in a Term Series, which may impose a substantial penalty for redemption prior to the full term of the Series.

Money Market Fund

The Rate shown for the money market fund represents the average net interest rate over the previous month which is then annualized. Information regarding the money market fund's investment objectives, risks, charges and expenses can be found in the money market fund's prospectus, which can be obtained by calling PMA at the phone numbers listed. The performance data featured represents past performance, which is no guarantee of future results. Investment returns will fluctuate. Current performance may be higher or lower than the performance data quoted. Please call PMA for the most recent performance figures.

The performance data featured represents past performance, which is no guarantee of future results. Investment returns will fluctuate. Current performance may be higher or lower than the performance data quoted. Please call PMA for the most recent performance figures.

Additional Disclosures

All funds, and/or securities are located and safe kept in an account under the client's name at their custodial bank. Any certificates of deposit listed are located in the client's name at the respective bank. Any money market fund shares are held directly with the money market fund. It is recommended that any oral communications be re-confirmed in writing to further protect your rights, including rights under the Securities Investor Protection Act.

Debt Securities

Some debt securities are subject to redemption prior to maturity. In the event of a partial or whole call of a security, the securities call will be automatically selected on a random basis as is customary in the securities industry. The probability that your securities will be selected is proportional to the amount of your holdings relative to the total holdings. Redemption prior to maturity could affect the yield represented. Additional information is available upon request.

A financial statement of PMA Securities, Inc. is available for inspection at its office or a copy will be mailed to you upon written request.

PLEASE ADVISE PMA AND OUR CLEARING FIRM, PERSHING LLC, IMMEDIATELY OF ANY INACCURACY OR DISCREPANCY ON YOUR STATEMENT. FOR A CHANGE OF ADDRESS OR QUESTIONS REGARDING YOUR ACCOUNT, PLEASE NOTIFY YOUR PMA REPRESENTATIVE. ANY ORAL COMMUNICATIONS SHOULD BE RE-CONFIRMED IN WRITING.

How to Contact PMA

Please call (630) 657-6400 or write to us at PMA, 2135 CityGate Lane, 7th Floor, Naperville, Illinois 60563.

How to Contact Pershing, LLC

Please call (201) 413-3330 or write to Pershing, LLC, One Pershing Plaza, Jersey City, New Jersey, 07399

In accordance with FINRA Rule 2267, PMA Securities, Inc. is providing the following information in the event you wish to contact FINRA. You may call (301) 590-6500 or write to FINRA at 1735 K Street NW, Washington, D.C. 20006-1500. In addition to the public disclosure number (800) 289-9999, FINRA provides an investor brochure which describes their Public Disclosure Program. Additional information is also available at www.finra.org.

Questions? Please call 630 657 6400

(10385-116) GENERAL FUND | Page 10 of 10