
The Academies at Newport High School





History



Newport is a rural community with a population of less than 8,000 people. The school district covers 333.5 square miles. The median household income is \$37,895 and 23.8% of people in the district have an income below the poverty line.

The graduation rate is between 78% and 80% and only 11.3% of people in the district have a Bachelor's degree or higher.

All of these were among the determining factors when we decided to apply for the District Conversion Charter.

Why?

We believe that these opportunities will be true advantages for NSD students upon graduation. We know that what we are doing is not working for all our students. We need to innovate.



Rationale

- **Raise Graduation Rates**
- **Rural Arkansas location**
- **Promoting workplace literacy**
- **(PD 7C's - Educational Resources)**
- **Improved Career/College Pathways, Apprenticeships and WBL**
- **We want to improve our school letter grade**
- **More than 3,000 workers drive into our community everyday.**
- **Offering students the opportunity to have earlier experiences in workforce development**
- **Finances- need for training, partnerships, and programs**
- **Community Involvement and Promote Service Learning**





Mission Statement

The Academies at Newport will educate, empower and assist our students to excel in the academic setting that will prepare them to be successful in all areas of life. We will provide personalized learning that leads to real world experiences and opportunities that prepare students for college and/or career excellence.

Educate Students

We will educate students with highly qualified instructors in high-wage, high demand, high skilled areas (H3). We will also offer concurrent credit, AP courses and technical programming through CTE programs as well as using ASU Newport, and other on-line options to best meet the needs of our students.

We are using a combination of the Career Academy Model and College Preparatory Model.



Empower Students



We will empower no matter what field, career, or pathway they choose. We will utilize school counselors, the career coach, and teachers to assist all students in their chosen area. We will mentor and guide our students to become successful and well-rounded. Through the experience of community service, work based learning, internships and guidance, these students will gain valuable on the job training as well as soft skills necessary for success in the real world.

Empower Students


- Advising and counseling, using Xello as Student Success Plans
- Host job fairs: Local and Regional
- Mock interviews
- Certifications
- Concurrent Credit
- Advanced Placement Opportunities
- ASU Ignite
- Certifications, Concentrator and Completer Status through CTE Programs
- College and or career ready for all students enrolled in the Academies at NHS
- Apprenticeships and WBL
- Lunch and Learn Sessions- Local Business and Colleges Presenting



Students will Excel.



We will help students to excel in all areas. With the help of all involved, students will be given the opportunity through various student organizations, student competitions, and community service learning to be well prepared to enter the workforce or go onto college. Students will have acquired all of the content knowledge in the classes, have the test scores and certifications needed for their field, and have the soft skills, study skills and communication skills necessary for success.



Educate, Empower & Excel

The Academies at NHS

The Academies at NHS will provide students the opportunity to complete various CTE pathways, AP Classes, and concurrent college credit. By relying on students' interests and the needs of our community business and industry leaders, new and innovative pathways are emerging during this planning process. This charter will allow students to choose various pathways to include Medical Pathways, Firefighter, Aviation, Digital Marketing, Plant Science, Agri Power and Technical Structures, Food Production, Robotics, Cybersecurity, JAG, Work-based Learning , Apprenticeships, and JROTC along with Advanced Placement, IGNITE and concurrent courses.

Expansion of Programs and Workforce Collaboration



- We have had several meetings and will continue discussions with all stakeholders moving forward. We are working with the Newport Economic Development Council, Newport Chamber of Commerce, local and regional business and industry and parents and students.
- WBL, Internship Experiences for students with Workforce.
- We will utilize a needs assessment moving forward to best meet the needs of our students and stakeholders.
- High Wage, High Demand, High Skill (H3).
- Vertical alignment with post-secondary institutions.

Current CTE Programs

- JROTC - CERT (FEMA) - Piloted 23-23
- JAG and Work-based Learning - ACT WorkKeys
- Digital Marketing - MOS Specialist, Everfi
- Food Production - ServSafe Food Handler, ServSafe Manager
- Computer Science - Comptia A+
- Agri. Power and Technical Structures - OSHA 10
- Plant Science - OSHA 10, Master Gardener
- Pharmacy Technician - First Aid CPR, First Aid, AED

www.newportschools.org




25 Certifications for 21-22

130 Certifications for 22-23

2022 - 126 concentrators

“ Getting students involved in classes and student organizations lead to a higher success rate in the academic setting. ”

HIGH SCHOOL



2022 CTE Single LEA Report on Performance Measures for Concentrators, Graduation Rates

2019

Score 91.25 %
State Target 87.18 %

2020

Score 95 %
State Target 87.18 %

2021

Score 89.09 %
State Target 87.18 %

2022

Score 95 %
State Target 87.18 %



2022 CTE Single LEA Report on Performance Measures for Concentrators Academic Proficiency in Reading, LA

2019

Score 58.24 %

Target 52.78 %

2020

Score N/A

Target 52.78 %

2021

Score 56.86 %

Target 48.45 %

2022

Score 59.57 %

Target 48.70 %



2022 CTE Single LEA Report on Performance Measures for Concentrators Academic Proficiency in Mathematics

2019

Score 54.19 %

Target 46.45 %

2020

Score NA

Target 46.45 %

2021

Score 48.58 %

Target 42.27 %

2022

Score 50.49 %

Target 42.52 %



2022 CTE Single LEA Report on Performance Measures for Concentrators Academic Proficiency in Science

2019

Score 59.60 %

Target 53.26 %

2020

Score NA

Target 53.26 %

2021

Score 51.86 %

Target 48.40 %

2022

Score 61.95 %

Target 48.63%



Additional CTE Programs of Study, with Labor Market Growth Projections



Source: U.S. Bureau of Labor Statistics and Mr. Jon Chadwell, NEDC

**Emergency Medical Technician
- Growth 5%**

Firefighter - Growth 12.3 %

Criminal Justice - Growth 11.4%

Aviation Drones - Growth 10 %

Pre-Educator - Growth 12.3%

**Other areas include HVAC,
Plumbing, Electrical, Real
Estate, Court Reporting**



Concurrent Credit

- **Raise ACT, Accuplacer, and other College Entry Exams.**
 - **Composite Average**
 - **20/21 NHS- 17.90 (AR 19.32) 22/23 NHS-18.06 (AR 19.03)**
 - **Reading 18.14 19.75 18.63 19.52**
 - **Provide supports for students through a variety of programs such as, ACT Bootcamps, ontocollege.com, Super Score Focus Groups, and through mentor support.**
 - **Provide more opportunities for exams: Support and Encourage students to take these exams earlier and more often.**
- **Increase the number of students enrolled in concurrent courses.**



Advanced Placement

- **Promote and recruit students to enroll in Advanced Placement Courses.**
 - **Educate Parents, Students, and the Community on AP**
- **Push Down of AP Coursework**
- **Provide opportunities for expansion of Advanced Placement Courses.**
 - **Currently offer the four required AP courses**
 - **AP Environmental Science, AP Statistics, AP World History, AP Language and Comp.**
 - **Additional AP Courses offered**
 - **AP Literature and Composition, AP Psychology and AP US History**

Special Education



- We will work with partners to expand programs to meet the needs of all students.
- Offer and expand high quality CTE to promote success for all students.
- Training opportunities will be provided for staff to assist in setting long-term goals for all students.
- All Arkansas and Federal Special Education Laws and Mandates will be followed.

Community Partners

This is a service model to the community. We are producing the future workforce of our community. Newport is the business anchor in our local area. Local Industry Supports/Community Partners



2,102 Community Service Hours 22-23
1,377 Community Service Hours for the current
school year

Service

www.Newportschools.org

A day in the life of a student: 8th and under



- How does a student's schedule differ in this model?
 - Career Focus or College/Concurrent Graduation Pathways rather than the traditional High School Diploma Pathway.

NHS Academy Model- Middle/Early High School Years-

- Students will be provided a variety of opportunities and experiences at an earlier age to explore college and career pathways starting by 8th grade.
- Students will be paired with mentors. Mentors will assist students in career exploration, virtual and in person college exploration, and “Who am I, and who do I want to be?”, personal vision activities.
- Push Down offerings for students that are interested and ready to take challenging courses at an accelerated pace.
 - ****Advanced Core Offerings.**
 - ****Push down of CTE entrance level program courses.**

A day in the life of a student: 9-12




www.newportschools.org


NHS Academy Model- Freshman-Senior Level Students

- Mentoring continues with an emphasis on personalized learning and future planning throughout the high school years.
- Students choosing this model will join the Academy that best fits their personalized future planning while continuing to complete all required courses.
- Advanced Placement Coursework will be pushed down for students that are academically ready to be challenged at an earlier age in the 9th and 10th grades.
- Students in upperlevels may be on a CTE pathway, an ASUN-IGNITE pathway, AA or prerequisite college pathway, or a pathway that merges both CTE coursework and college coursework that helps prepare a student to complete post secondary degrees within two or three years after HS graduation.
- Internships, work based learning opportunities and Community Service Learning Projects.

NEWPORT

HIGH SCHOOL





Waivers Requested

- Flexible Scheduling Waiver
- Teacher Licensure Waiver

Conclusion

Creating an Educational Model based upon the needs of our community and students.

Personalized Learning that creates individualized pathways that leads to future success.

Helping students create Outputs and growth emphasized.



An aerial photograph of Newport High School campus, showing a large parking lot, a football field, and school buildings. The image is positioned on the left side of the slide.

Thank You

The Academies at Newport High School

Presenters:

Superintendent Jon Bradley jbradley@newportschools.org

CTE Coordinator Amanda Brogdon amanda.brogdon@newportschools.org

District Curriculum Director Amy Thaxton athaxton@newportschools.org