



PUBLIC FUNDS ADVISORY

Pasadena ISD

Quarterly Investment Report

PRESENTED BY:

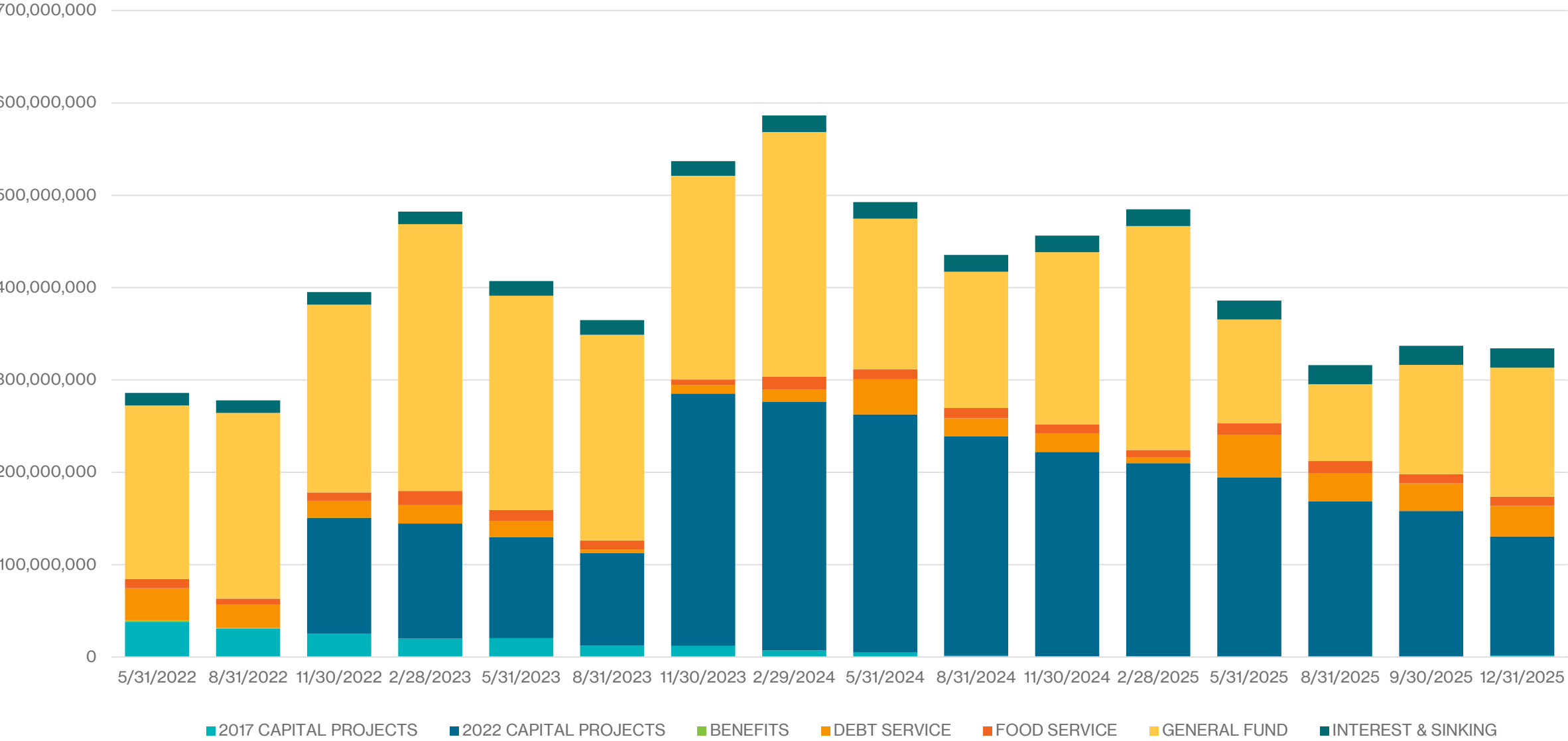
NICK VACCARI, CTP - REGIONAL DIRECTOR, ADVISORY SERVICES

DECEMBER 31, 2025



MEEDER
PUBLIC FUNDS

Historical Fund Balances – All Funds



Portfolio Summary – General

As of 12/31/2025



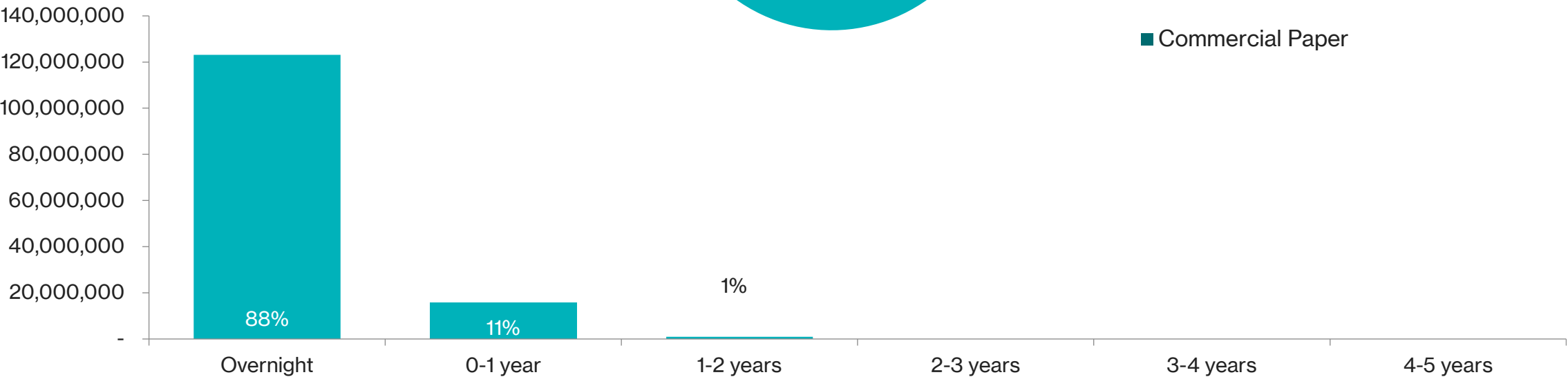
Your Portfolio

Cash/LGIPs	\$123,161,167
Securities Cost	\$16,598,186
Total	\$139,759,353

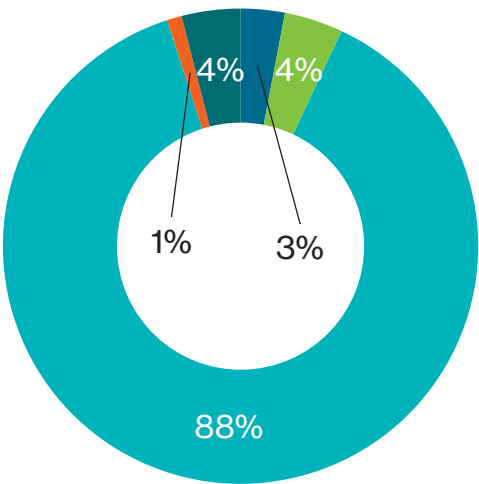
Your Portfolio

Weighted Average Maturity	0.07 years
Weighted Average Yield	3.93%
Est. Annual Interest Income	\$5,492,543

Your Maturity Distribution



Your Asset Allocation



- US Government Agencies
- US Treasuries
- Local Government Investment Pools
- Gulf Coast Educations CD
- Commercial Paper

Portfolio Summary – Capital Projects 2022

As of 12/31/2025



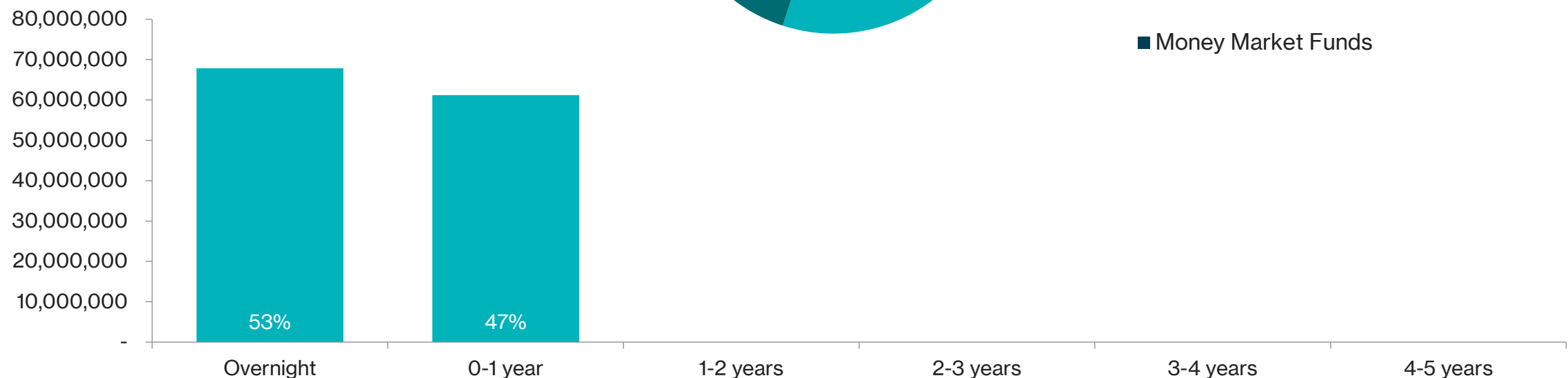
Your Portfolio

Cash/LGIPs	\$67,824,776
Securities Book Value	\$61,137,721
Total	\$128,962,497

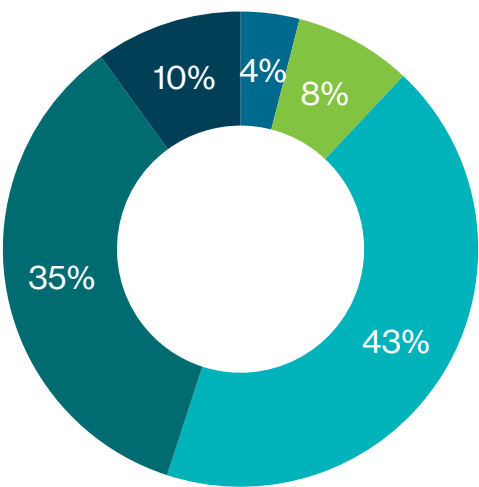
Your Portfolio

Weighted Average Maturity	0.10 years
Weighted Average Yield	4.07%
Est. Annual Interest Income	\$5,248,774

Your Maturity Distribution



Your Asset Allocation



- US Government Agencies
- US Treasuries
- Local Government Investment Pools
- Commercial Paper
- Money Market Funds

Portfolio Summary – Capital Projects 2017

As of 12/31/2025



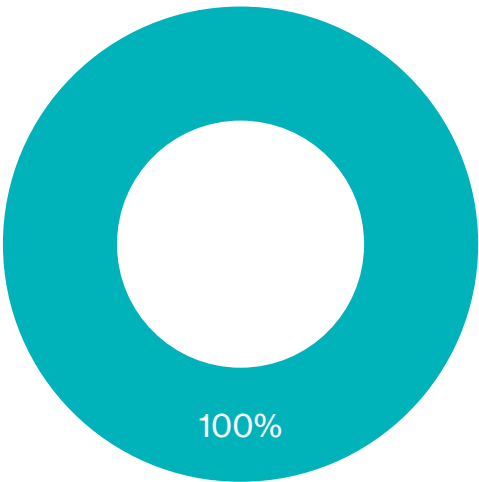
Your Portfolio

Cash/LGIPs	\$1,543,617
Securities Book Value	\$0
Total	\$1,543,617

Your Portfolio

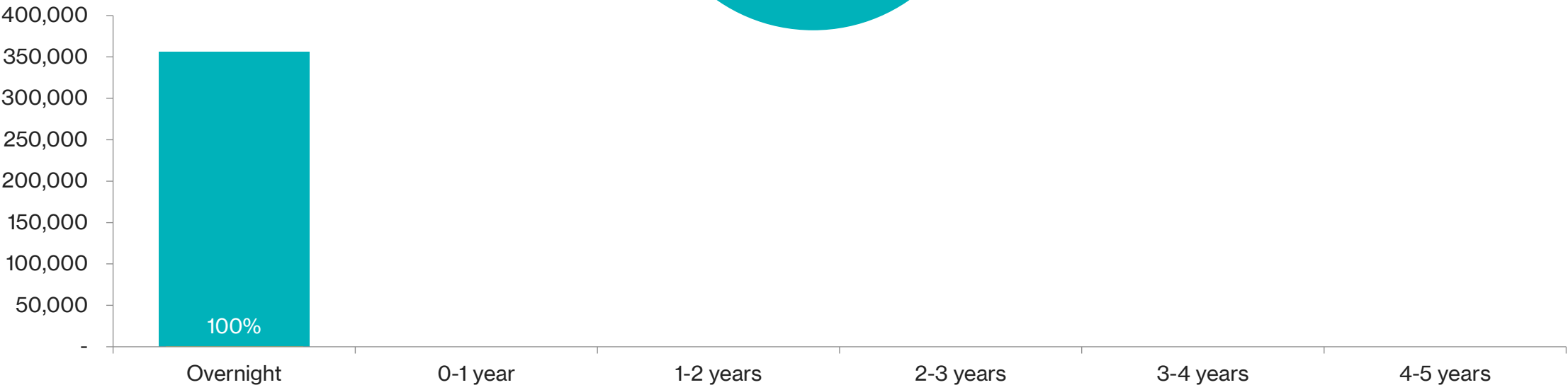
Weighted Average Maturity	0.00 years
Weighted Average Yield	3.93%
Est. Annual Interest Income	\$60,664

Your Asset Allocation



Local Government Investment Pools

Your Maturity Distribution



Portfolio Summary – Debt Service

As of 12/31/2025

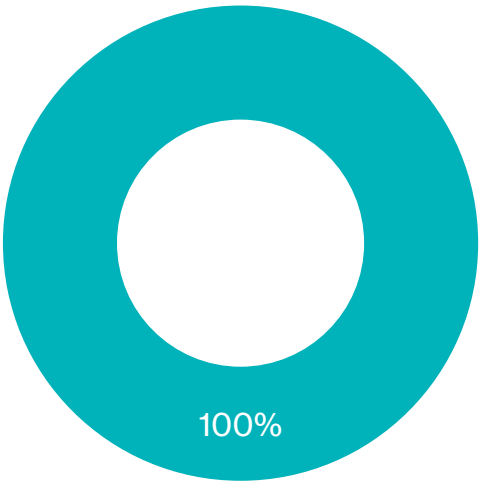
Your Portfolio

Cash/LGIPs	\$33,080,768
Securities Book Value	\$0
Total	\$33,080,768

Your Portfolio

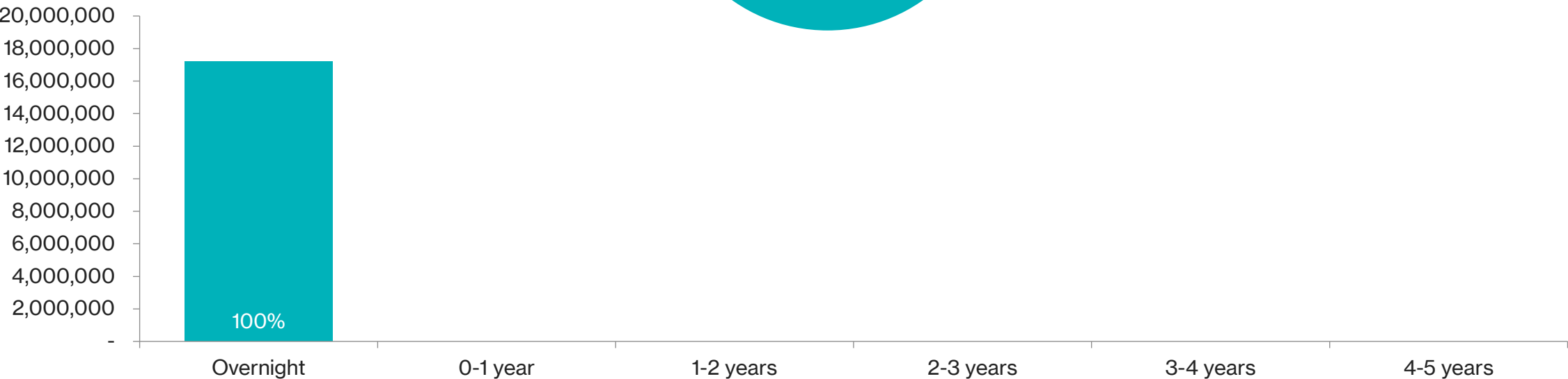
Weighted Average Maturity	0.00 years
Weighted Average Yield	3.95%
Est. Annual Interest Income	\$1,306,690

Your Asset Allocation



Local Government Investment Pools

Your Maturity Distribution



Portfolio Summary – Debt Service Sinking Fund

As of 12/31/2025



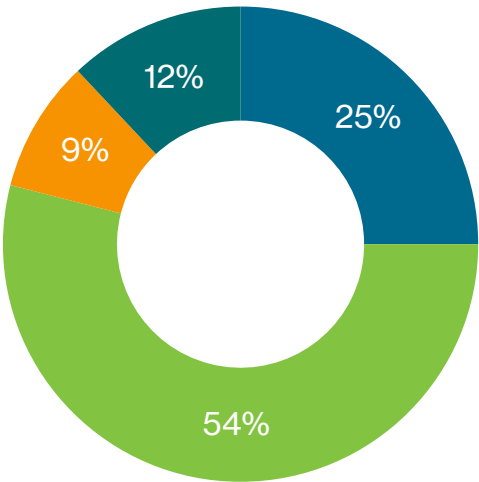
Your Portfolio

Cash/LGIPs	\$56,942
Securities Book Value	\$20,889,862
Total	\$20,946,804

Your Portfolio

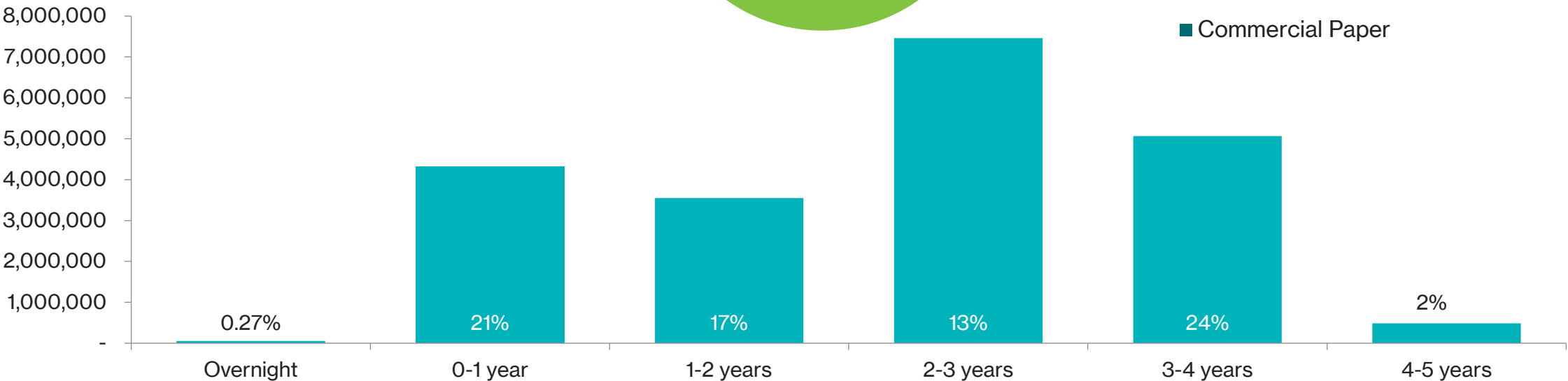
Weighted Average Maturity	2.24 years
Weighted Average Yield	3.98%
Est. Annual Interest Income	\$833,683

Your Asset Allocation



- US Government Agencies
- US Treasuries
- Municipal Bonds & Notes
- Commercial Paper

Your Maturity Distribution



Portfolio Summary – Food Service

As of 12/31/2025

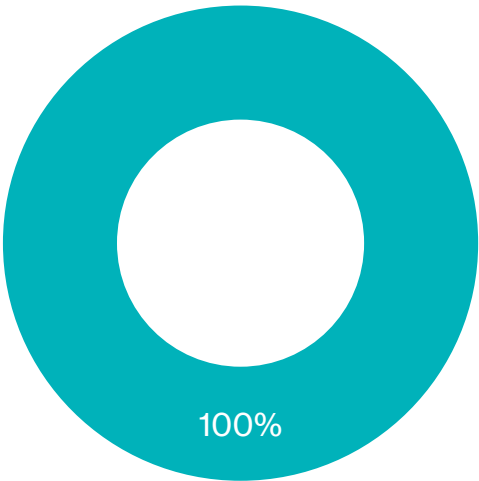
Your Portfolio

Cash/LGIPs	\$9,982,401
Securities Book Value	\$0
Total	\$9,982,401

Your Portfolio

Weighted Average Maturity	0.00 years
Weighted Average Yield	3.97%
Est. Annual Interest Income	\$396,301

Your Asset Allocation



■ Local Government Investment Pools

Your Maturity Distribution

