



ISDLAF+ Monthly Statement

Statement for the Account of:
GENEVA C.U.S.D. #304

(10385-116) GENERAL FUND

Statement Period
Sep 1, 2016 to Sep 30, 2016

ACTIVITY SUMMARY

INVESTMENT POOL SUMMARY	LIQ	MAX
Beginning Balance	\$1,510,568.96	\$2,242,819.53
Dividends	\$81.55	\$1,710.82
Credits	\$23,992,647.92	\$24,395,426.18
Checks Paid	\$0.00	\$0.00
Other Debits	(\$24,999,345.75)	(\$23,485,127.28)
Ending Balance	\$503,952.68	\$3,154,829.25
Average Monthly Rate	0.28%	0.39%

*PLEASE NOTE: THE FUND WILL BE CLOSED
OCTOBER 10TH IN OBSERVANCE OF THE COLUMBUS
DAY HOLIDAY*

TOTAL LIQ AND MAX	\$3,658,781.93
--------------------------	-----------------------

TOTAL FIXED INCOME	\$55,850,086.63
---------------------------	------------------------

ACCOUNT TOTAL	\$59,508,868.56
----------------------	------------------------

GENEVA C.U.S.D. #304
Donna Oberg
227 N. FOURTH ST.
GENEVA, IL 60134



GENEVA C.U.S.D. #304

Statement Period

Sep 1, 2016 to Sep 30, 2016

TRANSACTION ACTIVITY

BEGINNING BALANCE

\$1,510,568.96

LIQUID CLASS ACTIVITY


Transaction	Trade Date	Settle Date	Description	Redemption/Debit	Purchase/Credit	Share Price	Shares this Transaction
2238044	09/07/16	09/07/16	Phone Wire Redemption	(\$2,500,000.00)		\$1.00	(2,500,000.000)
2238046	09/07/16	09/07/16	Phone Exchange Purchase		\$989,431.04	\$1.00	989,431.040
2238358	08/29/16	09/07/16	Cancel Fund Purchase from FRI Interest SEC - 32558 - American Express Bank, Fsb Certificate of Deposit	(\$1,545.75)		\$1.00	(1,545.750)
2238589	09/07/16	09/07/16	Phone Redemption for FRI	(\$997,800.00)		\$1.00	(997,800.000)
2238591	09/07/16	09/07/16	Phone Exchange Purchase		\$999,362.74	\$1.00	999,362.740
2239330	09/09/16	09/09/16	Phone Exchange Purchase		\$18,999,983.01	\$1.00	18,999,983.010
2239438	09/09/16	09/09/16	Redemption for Term Series 20170125AB02	(\$2,250,000.00)		\$1.00	(2,250,000.000)
2239934	09/09/16	09/09/16	Redemption for Term Series 20161122AD02	(\$3,750,000.00)		\$1.00	(3,750,000.000)
2239945	09/09/16	09/09/16	Redemption for Term Series 20161220AA02	(\$11,500,000.00)		\$1.00	(11,500,000.000)
2239981	09/09/16	09/09/16	Redemption for Term Series 20170222AB02	(\$1,500,000.00)		\$1.00	(1,500,000.000)
2242158	09/15/16	09/15/16	Fund Purchase from FRI Interest SEC - 32945 - Flushing Bank Certificate of Deposit		\$211.48	\$1.00	211.480
2243624	09/19/16	09/19/16	Fund Purchase from FRI Interest SEC - 32979 - GE Capital Bank Certificate of Deposit		\$1,750.27	\$1.00	1,750.270
2243630	09/19/16	09/19/16	Fund Purchase from FRI Interest SEC - 32983 - BMW Bank Of North America Certificate of Deposit		\$1,687.76	\$1.00	1,687.760
2245448	09/22/16	09/22/16	Phone Wire Redemption	(\$2,500,000.00)		\$1.00	(2,500,000.000)
2245450	09/22/16	09/22/16	Phone Exchange Purchase		\$2,496,350.49	\$1.00	2,496,350.490
2246756	09/26/16	09/26/16	Fund Purchase from FRI Maturity SEC - 30683 - Goldman Sachs Bank USA Certificate of Deposit		\$248,000.00	\$1.00	248,000.000
2246771	09/26/16	09/26/16	Fund Purchase from FRI Interest SEC - 32840 - Investors Bank (mhc) Certificate of Deposit		\$1,687.76	\$1.00	1,687.760
2246780	09/26/16	09/26/16	Fund Purchase from FRI Interest SEC - 30683 - Goldman Sachs Bank USA Certificate of Deposit		\$1,382.68	\$1.00	1,382.680
2246783	09/26/16	09/26/16	Fund Purchase from FRI Interest SEC - 32961 - Capital One Bank (usa), National Association Certificate of D		\$1,562.74	\$1.00	1,562.740

Questions? Please call 630 657 6400

(10385-116) GENERAL FUND | Page 2 of 12

LIQUID CLASS ACTIVITY

Transaction	Trade Date	Settle Date	Description	Redemption/Debit	Purchase/Credit	Share Price	Shares this Transaction
2246794	09/26/16	09/26/16	Fund Purchase from FRI Interest SEC - 32986 - Webbank Certificate of Deposit		\$211.48	\$1.00	211,480
2246840	09/26/16	09/26/16	Fund Purchase from FRI Interest SEC - 37236 - Ally Bank Certificate of Deposit		\$1,687.76	\$1.00	1,687,760
2248063	09/28/16	09/28/16	Fund Purchase from FRI Interest SEC - 37503 - Pinnacle Bank Certificate of Deposit		\$116.31	\$1.00	116,310
2248804	09/29/16	09/29/16	Fund Purchase from FRI Maturity SEC - 32945 - Flushing Bank Certificate of Deposit		\$249,000.00	\$1.00	249,000,000
2248817	09/29/16	09/29/16	Fund Purchase from FRI Interest SEC - 32945 - Flushing Bank Certificate of Deposit		\$95.51	\$1.00	95,510
2248846	09/29/16	09/29/16	Fund Purchase from FRI Interest SEC - 37500 - Pacific City Bank Certificate of Deposit		\$126.89	\$1.00	126,890
2251354	09/30/16	09/30/16	Dividend Reinvest		\$81.55	\$1.00	81,550
TOTALS FOR PERIOD				(\$24,999,345.75)	\$23,992,729.47		(1,006,616.280)
ENDING BALANCE							\$503,952.68



GENEVA C.U.S.D. #304

Statement Period
Sep 1, 2016 to Sep 30, 2016

TRANSACTION ACTIVITY

BEGINNING BALANCE							\$2,242,819.53
MAX CLASS ACTIVITY							
Transaction	Trade Date	Settle Date	Description	Redemption/Debit	Purchase/Credit	Share Price	Shares this Transaction
2238045	09/07/16	09/07/16	Phone Exchange Redemption	(\$889,431.04)		\$1.00	(889,431.040)
2238187	09/07/16	09/07/16	Harris Local Funds Purchase County Tax Payment		\$24,395,426.18	\$1.00	24,395,426.180
2238590	09/07/16	09/07/16	Phone Exchange Redemption	(\$999,362.74)		\$1.00	(999,362.740)
2239329	09/09/16	09/09/16	Phone Exchange Redemption	(\$18,999,983.01)		\$1.00	(18,999,983.010)
2245449	09/22/16	09/22/16	Phone Exchange Redemption	(\$2,496,350.49)		\$1.00	(2,496,350.490)
2251878	09/30/16	09/30/16	Dividend Reinvest		\$1,710.82	\$1.00	1,710.820
TOTALS FOR PERIOD				(\$23,485,127.28)	\$24,397,137.00		912,009.72
ENDING BALANCE							\$3,154,829.25



GENEVA C.U.S.D. #304

Statement Period
Sep 1, 2016 to Sep 30, 2016

FIXED INCOME INVESTMENTS

PURCHASES

Type	Holding ID	Trade	Settle	Maturity	Description	Cost	Rate	Face/Par
CD	230951-1	09/07/16	09/07/16	02/22/17	EDGAR COUNTY B&TC	\$249,500.00	0.400%	\$249,959.36
CD	230948-1	09/07/16	09/07/16	02/22/17	UNITED SECURITY BANK	\$249,400.00	0.441%	\$249,906.70
CD	230950-1	09/07/16	09/07/16	02/22/17	CITIZENS STATE BANK - TX	\$249,500.00	0.409%	\$249,969.32
CD	230949-1	09/07/16	09/07/16	02/22/17	SECURITY STATE BANK	\$249,400.00	0.441%	\$249,906.63
TS	231230-1	09/09/16	09/09/16	11/22/16	ISDLAF+ TERM SERIES	\$3,750,000.00	0.380%	\$3,752,889.05
TS	231274-1	09/09/16	09/09/16	02/22/17	ISDLAF+ TERM SERIES	\$1,500,000.00	0.400%	\$1,502,728.78
TS	231180-1	09/09/16	09/09/16	01/25/17	ISDLAF+ TERM SERIES	\$2,250,000.00	0.390%	\$2,253,317.68
TS	231244-1	09/09/16	09/09/16	12/20/16	ISDLAF+ TERM SERIES	\$11,500,000.00	0.390%	\$11,512,533.43
Totals for Period:						\$19,997,800.00		\$20,021,210.95



GENEVA C.U.S.D. #304

Statement Period
Sep 1, 2016 to Sep 30, 2016

FIXED INCOME INVESTMENTS

MATURITIES / SALES

Type	M / S	Holding ID	Settle Date	Transaction Date	Maturity Date	Description	Cost	Face/Par
DTC	M	30683	09/25/13	09/26/16	09/26/16	SEC - 30683 - Goldman Sachs Bank USA Certificate of Deposit	\$248,334.97	\$248,000.00
DTC	M	32945	09/29/14	09/29/16	09/29/16	SEC - 32945 - Flushing Bank Certificate of Deposit	\$249,861.57	\$249,000.00
Totals for Period:							\$498,196.54	\$497,000.00




GENEVA C.U.S.D. #304

Statement Period

Sep 1, 2016 to Sep 30, 2016

FIXED INCOME INVESTMENTS

INTEREST				
Type	Holding ID	Transaction Date	Description	Interest
DTC	32558	09/07/16	SEC - 32558 - American Express Bank, Fsb Certificate of Deposit	(\$1,545.75)
DTC	32945	09/15/16	SEC - 32945 - Flushing Bank Certificate of Deposit	\$211.48
DTC	32979	09/19/16	SEC - 32979 - GE Capital Bank Certificate of Deposit	\$1,750.27
DTC	32983	09/19/16	SEC - 32983 - BMW Bank Of North America Certificate of Deposit	\$1,687.76
DTC	30683	09/26/16	SEC - 30683 - Goldman Sachs Bank USA Certificate of Deposit	\$1,382.68
DTC	32840	09/26/16	SEC - 32840 - Investors Bank (mhc) Certificate of Deposit	\$1,687.76
DTC	32961	09/26/16	SEC - 32961 - Capital One Bank (usa), National Association Certificate of D	\$1,562.74
DTC	32986	09/26/16	SEC - 32986 - Webbank Certificate of Deposit	\$211.48
DTC	37236	09/26/16	SEC - 37236 - Ally Bank Certificate of Deposit	\$1,687.76
DTC	37503	09/28/16	SEC - 37503 - Pinnacle Bank Certificate of Deposit	\$116.31
DTC	32945	09/29/16	SEC - 32945 - Flushing Bank Certificate of Deposit	\$95.51
DTC	37500	09/29/16	SEC - 37500 - Pacific City Bank Certificate of Deposit	\$126.89
Totals for Period:				\$8,974.89



GENEVA C.U.S.D. #304

Statement Period
Sep 1, 2016 to Sep 30, 2016

CURRENT PORTFOLIO

Type	Code	Holding ID	Trade	Settle	Maturity	Description	Cost	Rate	Face/Par	Market Value
LIQ				09/30/16		LIQ Account Balance	\$503,952.68	0.280%	\$503,952.68	\$503,952.68
MAX				09/30/16		MAX Account Balance	\$3,154,829.25	0.390%	\$3,154,829.25	\$3,154,829.25
CD	N	203700-1	11/04/14	11/04/14	11/04/16	NEEDHAM BANK	\$247,300.00	0.541%	\$249,981.75	\$247,300.00
CD	N	203701-1	11/04/14	11/04/14	11/04/16	FIRST NATIONAL BANK	\$247,300.00	0.533%	\$249,937.80	\$247,300.00
DTC	N	33432-1	11/04/14	11/18/14	11/18/16	Main Street Bank Corp. Certificate of Deposit (0.800%) 56034WAJ0	\$249,863.42	0.626%	\$249,000.00	\$249,107.32
TS	10	226543-1	06/17/16	06/17/16	11/21/16	ISDLAF+ TERM SERIES	\$2,500,000.00	0.370%	\$2,503,978.78	\$2,500,000.00
TS	10	231230-1	09/09/16	09/09/16	11/22/16	ISDLAF+ TERM SERIES	\$3,750,000.00	0.380%	\$3,752,889.05	\$3,750,000.00
CD	N	226227-1	06/15/16	06/15/16	12/12/16	PATRIOT BANK - OK	\$249,400.00	0.459%	\$249,963.52	\$249,400.00
CD	N	226228-1	06/15/16	06/15/16	12/12/16	FARMERS STATE BANK WATERLOO	\$249,400.00	0.462%	\$249,967.90	\$249,400.00
CD	3	226218-1	06/15/16	06/15/16	12/16/16	BANK OF THE WEST	\$7,500,000.00	0.421%	\$7,515,909.91	\$7,500,000.00
TS	10	231244-1	09/09/16	09/09/16	12/20/16	ISDLAF+ TERM SERIES	\$11,500,000.00	0.390%	\$11,512,533.43	\$11,500,000.00
CD	N	204782-1	12/22/14	12/22/14	12/21/16	CAPITAL BANK NA	\$246,500.00	0.700%	\$249,951.00	\$246,500.00
DTC	N	37504-1	06/15/16	06/23/16	12/21/16	Bank Of India Certificate of Deposit (0.550%) 06279HMB6	\$249,123.20	0.450%	\$249,000.00	\$249,029.13
DTC	N	37501-1	06/15/16	06/24/16	12/27/16	Synovus Bank Certificate of Deposit (0.550%) 87164DHZ6	\$249,139.28	0.440%	\$249,000.00	\$249,034.86
DTC	N	37503-1	06/15/16	06/28/16	12/28/16	Pinnacle Bank Certificate of Deposit (0.550%) 72345SEP2	\$249,124.68	0.450%	\$249,000.00	\$249,035.11
DTC	N	37508-1	06/15/16	06/29/16	12/29/16	Cardinal Bank Certificate of Deposit (0.500%) 14147VGB6	\$249,062.28	0.450%	\$249,000.00	\$249,034.86
CD	N	226226-1	06/15/16	06/15/16	12/30/16	INDUSTRIAL & COMMERCIAL BANK OF CHINA	\$249,200.00	0.550%	\$249,941.47	\$249,200.00
DTC	N	33705-1	12/19/14	12/31/14	12/30/16	First Niagara Bank Certificate of Deposit (0.850%) 33583CLX5	\$248,981.21	0.651%	\$248,000.00	\$248,215.51
CD	N	228657-1	07/22/16	07/22/16	01/24/17	ROCKFORD B&TC	\$249,000.00	0.393%	\$249,498.04	\$249,000.00
TS	10	231180-1	09/09/16	09/09/16	01/25/17	ISDLAF+ TERM SERIES	\$2,250,000.00	0.390%	\$2,253,317.68	\$2,250,000.00
TS	10	226483-1	06/17/16	06/17/16	01/26/17	ISDLAF+ TERM SERIES	\$2,500,000.00	0.430%	\$2,506,567.81	\$2,500,000.00
CD	N	230948-1	09/07/16	09/07/16	02/22/17	UNITED SECURITY BANK	\$249,400.00	0.441%	\$249,906.70	\$249,400.00
CD	N	230949-1	09/07/16	09/07/16	02/22/17	SECURITY STATE BANK	\$249,400.00	0.441%	\$249,906.63	\$249,400.00

Questions? Please call 630 657 6400

(10385-116) GENERAL FUND | Page 8 of 12

CURRENT PORTFOLIO

Type	Code	Holding ID	Trade	Settle	Maturity	Description	Cost	Rate	Face/Par	Market Value
CD	N	230950-1	09/07/16	09/07/16	02/22/17	CITIZENS STATE BANK - TX	\$249,500.00	0.409%	\$249,969.32	\$249,500.00
CD	N	230951-1	09/07/16	09/07/16	02/22/17	EDGAR COUNTY B&TC	\$249,500.00	0.400%	\$249,959.36	\$249,500.00
TS	10	231274-1	09/09/16	09/09/16	02/22/17	ISDLAF+ TERM SERIES	\$1,500,000.00	0.400%	\$1,502,728.78	\$1,500,000.00
TS	10	226470-1	06/17/16	06/17/16	02/23/17	ISDLAF+ TERM SERIES	\$2,500,000.00	0.470%	\$2,508,080.14	\$2,500,000.00
TS	10	229695-1	08/12/16	08/12/16	03/13/17	ISDLAF+ TERM SERIES	\$2,500,000.00	0.380%	\$2,505,543.84	\$2,500,000.00
DTC	N	37499-1	06/15/16	06/22/16	03/22/17	Santander Bank, N.A. / Sovereign Bank Certificate of Deposit (0.650%) 80280JNR8	\$248,166.25	0.560%	\$248,000.00	\$248,062.74
DTC	N	32986-1	09/17/14	09/26/14	03/27/17	Webbank Certificate of Deposit (1.000%) 947547GZ2	\$249,289.08	0.953%	\$249,000.00	\$249,240.29
DTC	N	37500-1	06/15/16	06/29/16	03/29/17	Pacific City Bank Certificate of Deposit (0.600%) 69406PCE7	\$249,167.26	0.510%	\$249,000.00	\$249,085.91
CD	N	226220-1	06/15/16	06/15/16	04/05/17	FINANCIAL FEDERAL BANK	\$248,700.00	0.600%	\$249,901.94	\$248,700.00
CD	N	226221-1	06/15/16	06/15/16	04/05/17	FARMERS & MERCHANTS UNION BANK	\$249,000.00	0.491%	\$249,984.64	\$249,000.00
CD	N	226222-1	06/15/16	06/15/16	04/05/17	LANDMARK COMMUNITY BANK	\$249,000.00	0.491%	\$249,984.64	\$249,000.00
CD	N	226223-1	06/15/16	06/15/16	04/05/17	BREMER BANK, NA	\$248,900.00	0.541%	\$249,984.67	\$248,900.00
CD	N	226224-1	06/15/16	06/15/16	04/05/17	PRUDENTIAL SAVINGS BANK	\$248,100.00	0.491%	\$249,081.26	\$248,100.00
CD	N	226225-1	06/15/16	06/15/16	04/05/17	ENTERPRISE BANK & TRUST	\$248,000.00	0.499%	\$248,996.22	\$248,000.00
DTC	N	37498-1	06/15/16	06/29/16	04/05/17	Everbank Certificate of Deposit (0.650%) 29976DM98	\$248,170.49	0.560%	\$248,000.00	\$248,081.59
CD	N	224362-1	05/19/16	05/19/16	05/03/17	ROYAL BUSINESS BANK	\$248,600.00	0.553%	\$249,915.42	\$248,600.00
CD	N	224363-1	05/19/16	05/19/16	05/03/17	CFG COMMUNITY BANK	\$248,700.00	0.543%	\$249,990.06	\$248,700.00
CD	N	224364-1	05/19/16	05/19/16	05/03/17	FLAGLER BANK	\$248,800.00	0.492%	\$249,970.44	\$248,800.00
CD	N	224365-1	05/19/16	05/19/16	05/03/17	HIGH PLAINS BANK	\$248,800.00	0.491%	\$249,968.06	\$248,800.00
CD	N	224366-1	05/19/16	05/19/16	05/03/17	BANK 7	\$247,400.00	0.566%	\$248,738.90	\$247,400.00
CD	1	224521-1	05/24/16	05/24/16	05/03/17	EAST WEST BANK	\$1,250,000.00	0.511%	\$1,256,025.02	\$1,250,000.00
CD	N	230533-1	08/31/16	08/31/16	05/17/17	USAMERIBANK	\$249,080.00	0.519%	\$249,997.34	\$249,080.00
CD	N	230534-1	08/31/16	08/31/16	05/17/17	UNITED BANK	\$249,160.00	0.470%	\$249,990.97	\$249,160.00
CD	N	230535-1	08/31/16	08/31/16	05/17/17	ORRSTOWN BANK	\$249,160.00	0.470%	\$249,991.03	\$249,160.00
CD	N	230536-1	08/31/16	08/31/16	05/17/17	FARMERS EXCHANGE BANK	\$249,160.00	0.470%	\$249,991.03	\$249,160.00
CD	N	224351-1	05/19/16	05/19/16	05/31/17	MODERN BANK, NATIONAL ASSOCIATION	\$146,000.00	0.751%	\$147,132.03	\$146,000.00
CD	N	224352-1	05/19/16	05/19/16	05/31/17	BANK OF THE OZARKS	\$100,000.00	0.638%	\$100,662.87	\$100,000.00
CD	N	224353-1	05/19/16	05/19/16	05/31/17	T BANK, NA	\$248,400.00	0.608%	\$249,969.30	\$248,400.00
CD	N	224354-1	05/19/16	05/19/16	05/31/17	STATE BANK OF INDIA (NY)	\$248,400.00	0.607%	\$249,971.45	\$248,400.00

Questions? Please call 630 657 6400

(10385-116) GENERAL FUND | Page 9 of 12

CURRENT PORTFOLIO

Type	Code	Holding ID	Trade	Settle	Maturity	Description	Cost	Rate	Face/Par	Market Value
CD	N	224355-1	05/19/16	05/19/16	05/31/17	FIRST CAPITAL BANK	\$248,400.00	0.600%	\$249,939.40	\$248,400.00
CD	N	224356-1	05/19/16	05/19/16	05/31/17	WESTERN ALLIANCE BANK / TORREY PINES BANK	\$248,300.00	0.650%	\$249,967.97	\$248,300.00
CD	N	224357-1	05/19/16	05/19/16	05/31/17	POST OAK BANK, NA	\$248,500.00	0.549%	\$249,907.91	\$248,500.00
CD	N	224358-1	05/19/16	05/19/16	05/31/17	BOFI FEDERAL BANK	\$248,400.00	0.600%	\$249,939.75	\$248,400.00
CD	N	224359-1	05/19/16	05/19/16	05/31/17	HIAWATHA BANK AND TRUST COMPANY	\$248,500.00	0.561%	\$249,940.32	\$248,500.00
CD	N	224360-1	05/19/16	05/19/16	05/31/17	FREEPORT STATE BANK	\$248,600.00	0.541%	\$249,989.64	\$248,600.00
CD	N	224361-1	05/19/16	05/19/16	05/31/17	CENTRUE BANK	\$248,500.00	0.549%	\$249,908.32	\$248,500.00
CD	N	200825-1	08/20/14	08/20/14	08/21/17	SONABANK	\$242,300.00	1.049%	\$249,937.78	\$242,300.00
DTC	N	32558-1	08/20/14	08/28/14	08/28/17	American Express Bank, Fsb Certificate of Deposit (1.250%) 02587CAX8	\$248,703.81	1.154%	\$248,000.00	\$248,924.05
DTC	N	32559-1	08/20/14	08/27/14	08/28/17	Discover Bank Certificate of Deposit (1.350%) 2546714Z0	\$248,702.28	1.254%	\$248,000.00	\$249,453.53
DTC	N	32979-1	09/16/14	09/19/14	09/19/17	GE Capital Bank Certificate of Deposit (1.400%) 36161T2X2	\$248,699.07	1.304%	\$248,000.00	\$249,074.83
DTC	N	32983-1	09/16/14	09/19/14	09/19/17	BMW Bank Of North America Certificate of Deposit (1.350%) 05580AAT1	\$248,325.42	1.305%	\$248,000.00	\$249,004.65
DTC	N	32961-1	09/16/14	09/24/14	09/25/17	Capital One Bank (usa), National Association Certificate of Deposit (1.250%) 140420PG9	\$248,705.44	1.153%	\$248,000.00	\$248,975.38
DTC	N	32940-1	09/10/14	09/26/14	09/26/17	Investors Bank (mhc) Certificate of Deposit (1.350%) 46176PDH5	\$249,075.88	1.202%	\$248,000.00	\$248,925.29
CD	N	222279-1	03/16/16	03/16/16	03/16/18	CIT BANK / ONEWEST BANK, NA	\$239,300.00	1.110%	\$244,613.99	\$239,300.00
CD	C	222298-1	03/17/16	03/17/16	03/16/18	BANKUNITED NA	\$2,000,000.00	0.901%	\$2,035,994.55	\$2,000,000.00
CD	N	224344-1	05/19/16	05/19/16	05/21/18	PACIFIC WESTERN BANK	\$241,500.00	0.910%	\$245,903.62	\$241,500.00
CD	N	224345-1	05/19/16	05/19/16	05/21/18	BANK OF CHINA	\$245,900.00	0.815%	\$249,919.10	\$245,900.00
CD	N	224346-1	05/19/16	05/19/16	05/21/18	PREMIER BANK	\$246,000.00	0.802%	\$249,954.30	\$246,000.00
CD	N	224347-1	05/19/16	05/19/16	05/21/18	FIELDPOINT PRIVATE BANK & TRUST	\$246,000.00	0.805%	\$249,971.45	\$246,000.00
CD	N	224348-1	05/19/16	05/19/16	05/21/18	ENERBANK USA	\$246,000.00	0.809%	\$249,991.50	\$246,000.00
CD	N	224349-1	05/19/16	05/19/16	05/21/18	SECURITY BANK	\$246,000.00	0.800%	\$249,947.14	\$246,000.00
CD	N	224350-1	05/19/16	05/19/16	05/21/18	MIDLAND STATES BANK	\$245,900.00	0.828%	\$249,983.26	\$245,900.00
DTC	N	37328-1	05/19/16	05/26/16	05/25/18	Bmo Harris Bank Certificate of Deposit (1.050%) 05581WGE9	\$248,726.95	0.902%	\$248,000.00	\$248,603.63
DTC	N	37236-1	03/16/16	03/24/16	03/25/19	Ally Bank Certificate of Deposit (1.350%) 02006LZE6	\$248,700.65	1.254%	\$248,000.00	\$250,316.57
CD	N	224342-1	05/19/16	05/19/16	05/20/19	BANK OF THE WEST	\$230,600.00	1.372%	\$240,101.71	\$230,600.00
CD	N	224343-1	05/19/16	05/19/16	05/20/19	ALLIANT CREDIT UNION	\$242,400.00	1.012%	\$249,773.10	\$242,400.00

Questions? Please call 630 657 6400

Totals for Period: \$59,508,868.56 \$59,706,246.94 \$59,510,347.18

Weighted Average Portfolio Yield: 0.670 %
 Weighted Average Portfolio Maturity: 165.67 Days

Portfolio Summary:

Type	Allocation (%)	Allocation (\$)	Description
LIQ	0.85%	\$503,952.68	Liquid Class Activity
MAX	5.30%	\$3,154,829.25	MAX Class Activity
CD	37.59%	\$22,370,360.00	Certificate of Deposit
DTC	7.53%	\$4,481,205.25	Certificate of Deposit
TS	48.73%	\$29,000,000.00	Term Series

Deposit Codes:

- 1) FHLB
- 3) HCC
- 10) Term Series
- C) Collateral
- N) Single FEIN

Note: Weighted Yield & Weighted Average Portfolio Maturity are calculated using "Market Value" and are only based on the fixed rate investments (excluding SDA investments).

Cost is comprised of the total amount you paid for the investment including any fees and commissions.

Rate is the Net Yield to Maturity.

Face/Par is the amount received at maturity.

Market Value reflects the market value as reported by an independent third-party pricing service. Certificates of Deposit and Commercial Paper and other assets for which market pricing is not readily available from a third-party pricing service are listed at *Cost*.



ISDLAF+ Monthly Statement



About Your Account and Statement

Securities and municipal advisory brokerage services (investments purchased with proceeds from a municipal securities issuance), and investments cleared through our clearing firm, Pershing LLC, are offered through PMA Securities, Inc., a broker-dealer and municipal advisor registered with the SEC and MSRB, and a member of FINRA and SIPC. All other products and brokerage services are generally provided by PMA Financial Network, Inc. Thus, certificates of deposit ("CD"), savings deposit accounts ("SDA") and commercial paper ("CP") may be executed through either PMA entity, as applicable, depending on whether the investment was purchased with proceeds derived from municipal securities. PMA Securities, Inc. and PMA Financial Network, Inc. are operated under common ownership and are affiliated with Prudent Man Advisors, Inc.

Fixed Rate Investment Activity

This section shows all of the fixed term investments purchased and sold, maturities, interest received, and activity. This will include all CD, SDA, CP, securities and money market funds purchased through PMA Financial Network, Inc. or PMA Securities, Inc. as applicable. It also shows the approximate market value of each security whose price is obtained from an independent source believed to be reliable. However, PMA cannot guarantee their accuracy. This data is provided for informational purposes only. Listed values should not be interpreted as an offer to buy or sell at a specific price. CD's and CP are listed at their original cost. Redemption of a CD prior to maturity may result in early withdrawal penalties. Market values are based on the last day of the month for which this report date range is ending. If the run date of this report is prior to the end of the current month, the market values are listed as equivalent to the cost values.

ISDLAF + Activity

This section shows all of the activity in the Liquid and Max Class. The Average Rate represents the average net interest rate over the previous month which is then annualized. Income Summary represents the interest earned for the Month and Fiscal Year to Date.

Information regarding the ISDLAF+ investment objectives, risks, charges and expenses can be found in the ISDLAF+ information statement, which can be obtained at www.isdlafplus.com or by calling PMA at the phone number listed.

An investment in the Multi-Class Series or any Term Series is not a bank deposit and is not insured or guaranteed by the Federal Deposit Insurance Corporation or any other governmental or private agency. Although the Liquid Class and MAX Class of the Multi-Class Series each seeks to maintain a stable value of \$1.00 per share, it is possible to lose money by investing in the Multi-Class Series. It also is possible to lose money by investing in a Term Series, which may impose a substantial penalty for redemption prior to the full term of the Series.

Track Assets

CDs and other assets with the code (TR) are for information purposes only at the request of the client solely as a convenience to such client. PMA did not act as agent for the noted transactions and these assets are "Held Away" from PMA. The client and others should understand that PMA HAS NOT verified the existence, cost, valuation, insurance or collateral associated with any assets Held Away from PMA and PMA will not provide Performance Reporting for such assets. PMA cannot guarantee the accuracy or completeness of the information regarding any assets Held Away from PMA. It is understood that PMA is not responsible for any errors or omissions regarding assets Held Away from PMA and such information is being provided to you at your request on an "as is" basis without warranties or representations of any kind. For more information, you should review the account statements provided by the entity holding the TR investments.

Money Market Fund

The Rate shown for the money market fund represents the average net interest rate over the previous month which is then annualized. Information regarding the money market fund's investment objectives, risks, charges and expenses can be found in the money market fund's prospectus, which can be obtained by calling PMA at the phone numbers listed. The performance data featured represents past performance, which is no guarantee of future results. Investment returns will fluctuate. Current performance may be higher or lower than the performance data quoted. Please call PMA for the most recent performance figures.

The performance data featured represents past performance, which is no guarantee of future results. Investment returns will fluctuate. Current performance may be higher or lower than the performance data quoted. Please call PMA for the most recent performance figures.

Additional Disclosures

All funds, and/or securities are located and safe kept in an account under the client's name at their custodial bank. Any certificates of deposit listed are located in the client's name at the respective bank. Any money market fund shares are held directly with the money market fund. It is recommended that any oral communications be re-confirmed in writing to further protect your rights, including rights under the Securities Investor Protection Act.

Debt Securities

Some debt securities are subject to redemption prior to maturity. In the event of a partial or whole call of a security, the securities call will be automatically selected on a random basis as is customary in the securities industry. The probability that your securities will be selected is proportional to the amount of your holdings relative to the total holdings. Redemption prior to maturity could affect the yield represented. Additional information is available upon request.

A financial statement of PMA Securities, Inc. is available for inspection at its office or a copy will be mailed to you upon written request.

PLEASE ADVISE PMA AND OUR CLEARING FIRM, PERSHING LLC, IMMEDIATELY OF ANY INACCURACY OR DISCREPANCY ON YOUR STATEMENT. FOR A CHANGE OF ADDRESS OR QUESTIONS REGARDING YOUR ACCOUNT, PLEASE NOTIFY YOUR PMA REPRESENTATIVE. ANY ORAL COMMUNICATIONS SHOULD BE RE-CONFIRMED IN WRITING.

How to Contact PMA

Please call (630) 657-6400 or write to us at PMA, 2135 CityGate Lane, 7th Floor, Naperville, Illinois 60563.

How to Contact Pershing, LLC

Please call (201) 413-3330 or write to Pershing, LLC, One Pershing Plaza, Jersey City, New Jersey, 07399

In accordance with FINRA Rule 2267, PMA Securities, Inc. is providing the following information in the event you wish to contact FINRA. You may call (301) 590-6500 or write to FINRA at 1735 K Street NW, Washington, D.C. 20006-1500. In addition to the public disclosure number (800) 289-9999, FINRA provides an investor brochure which describes their Public Disclosure Program. Additional information is also available at www.finra.org.

Questions? Please call 630 657 6400

(10385-116) GENERAL FUND | Page 12 of 12



ISDLAF+ Monthly Statement

Statement for the Account of:
GENEVA C.U.S.D. #304

(10385-203) GENEVA CUSD 304 2001 WORKING CASH (Municipal Advisory Account)

Statement Period
Sep 1, 2016 to Sep 30, 2016

ACTIVITY SUMMARY

INVESTMENT POOL SUMMARY	LIQ	MAX
Beginning Balance	\$1,184,400.58	\$0.00
Dividends	\$282.60	\$0.00
Credits	\$151,213.39	\$0.00
Checks Paid	\$0.00	\$0.00
Other Debits	\$0.00	\$0.00
Ending Balance	\$1,335,896.57	\$0.00
Average Monthly Rate	0.28%	0.39%

PLEASE NOTE: THE FUND WILL BE CLOSED
OCTOBER 10TH IN OBSERVANCE OF THE COLUMBUS
DAY HOLIDAY

TOTAL LIQ AND MAX	\$1,335,896.57
--------------------------	-----------------------

TOTAL FIXED INCOME	\$2,961,761.75
---------------------------	-----------------------

ACCOUNT TOTAL	\$4,297,658.32
----------------------	-----------------------

GENEVA C.U.S.D. #304
Donna Oberg
227 N. FOURTH ST.
GENEVA, IL 60134




GENEVA C.U.S.D. #304

TRANSACTION ACTIVITY

Statement Period
Sep 1, 2016 to Sep 30, 2016

BEGINNING BALANCE							\$1,184,400.58
LIQUID CLASS ACTIVITY							
Transaction	Trade Date	Settle Date	Description	Redemption/Debit	Purchase/Credit	Share Price	Shares this Transaction
2247680	09/27/16	09/27/16	Phone Wire Purchase SDA		\$151,213.39	\$1.00	151,213.390
2251207	09/30/16	09/30/16	Dividend Reinvest		\$282.60	\$1.00	282.600
TOTALS FOR PERIOD				0.00	\$151,495.99		151,495.990
ENDING BALANCE							\$1,335,896.57



GENEVA C.U.S.D. #304

SDA / MMA TRANSACTION ACTIVITY

Statement Period
Sep 1, 2016 to Sep 30, 2016

FEDERATED FUNDS			BEGINNING BALANCE				\$151,182.39
Transaction	Date		Deposits	Withdrawals	Interest / Adjust	Balance	
19740	09/27/16	Interest			\$31.00	\$151,213.39	
19741	09/27/16	Withdrawal		(\$151,213.39)		\$0.00	
TOTALS FOR PERIOD			\$0.00	(\$151,213.39)	\$31.00		
ENDING BALANCE							\$0.00



GENEVA C.U.S.D. #304

Statement Period
Sep 1, 2016 to Sep 30, 2016

FIXED INCOME INVESTMENTS

INTEREST				
Type	Holding ID	Transaction Date	Description	Interest
MMA	19740	09/27/16	Federated Funds	\$31.00
Totals for Period:				\$31.00



GENEVA C.U.S.D. #304

Statement Period
Sep 1, 2016 to Sep 30, 2016

CURRENT PORTFOLIO

Type	Code	Holding ID	Trade	Settle	Maturity	Description	Cost	Rate	Face/Par	Market Value
LIQ				09/30/16		LIQ Account Balance	\$1,335,896.57	0.280%	\$1,335,896.57	\$1,335,896.57
MAX				09/30/16		MAX Account Balance	\$0.00	0.390%	\$0.00	\$0.00
SEC	15	29322-1	02/27/13	03/04/13	02/01/17	PASSAIC CNTY NJ (4.000%) 702725MP4	\$568,685.00	0.450%	\$500,000.00	\$505,135.00
SEC	15	29323-1	02/27/13	03/04/13	02/15/17	IRVING TX INDEP SCH DIST (5.000%) 463813SN6	\$300,341.55	0.450%	\$255,000.00	\$258,878.55
SEC	15	29329-1	02/28/13	03/05/13	12/01/18	AKRON-SUMMIT CNTY OH PUBLIC LIBRARY (5.000%) 01016MCJ8	\$765,650.00	0.960%	\$625,000.00	\$676,356.25
SEC	15	29317-1	02/27/13	03/01/13	10/15/19	BALTIMORE MD REF-CONSOL PUBLIC IMPT-SER B (5.000%) 059189RF9	\$832,606.60	1.050%	\$665,000.00	\$744,560.60
SEC	15	29321-1	02/27/13	03/04/13	02/15/20	LEWISTON ME REF-PUBLIC IMPT-SER A (4.000%) 52850CKJ3	\$494,478.60	1.320%	\$420,000.00	\$458,480.40
Totals for Period:							\$4,297,658.32		\$3,800,896.57	\$3,979,307.37

Weighted Average Portfolio Yield: 0.965 %
 Weighted Average Portfolio Maturity: 852.02 Days

Security Codes:
15) Municipal Bond

Portfolio Summary:

Type	Allocation (%)	Allocation (\$)	Description
LIQ	33.57%	\$1,335,896.57	Liquid Class Activity
MAX	0.00%	\$0.00	MAX Class Activity
SEC	66.43%	\$2,643,410.80	Security (see applicable security code)

Note: Weighted Yield & Weighted Average Portfolio Maturity are calculated using "Market Value" and are only based on the fixed rate investments (excluding SDA investments).

"Cost" is comprised of the total amount you paid for the investment including any fees and commissions.
 "Rate" is the Net Yield to Maturity.
 "Face/Par" is the amount received at maturity.
 "Market Value" reflects the market value as reported by an independent third-party pricing service. Certificates of Deposit and Commercial Paper and other assets for which market pricing is not readily available from a third-party pricing service are listed at "Cost".

Questions? Please call 630 657 6400



ISDLAF+ Monthly Statement



About Your Account and Statement

Securities and municipal advisory brokerage services (investments purchased with proceeds from a municipal securities issuance), and investments cleared through our clearing firm, Pershing LLC, are offered through PMA Securities, Inc., a broker-dealer and municipal advisor registered with the SEC and MSRB, and a member of FINRA and SIPC. All other products and brokerage services are generally provided by PMA Financial Network, Inc. Thus, certificates of deposit ("CD"), savings deposit accounts ("SDA") and commercial paper ("CP") may be executed through either PMA entity, as applicable, depending on whether the investment was purchased with proceeds derived from municipal securities. PMA Securities, Inc. and PMA Financial Network, Inc. are operated under common ownership and are affiliated with Prudent Man Advisors, Inc.

Fixed Rate Investment Activity

This section shows all of the fixed term investments purchased and sold, maturities, interest received, and activity. This will include all CD, SDA, CP, securities and money market funds purchased through PMA Financial Network, Inc. or PMA Securities, Inc. as applicable. It also shows the approximate market value of each security whose price is obtained from an independent source believed to be reliable. However, PMA cannot guarantee their accuracy. This data is provided for informational purposes only. Listed values should not be interpreted as an offer to buy or sell at a specific price. CD's and CP are listed at their original cost. Redemption of a CD prior to maturity may result in early withdrawal penalties. Market values are based on the last day of the month for which this report date range is ending. If the run date of this report is prior to the end of the current month, the market values are listed as equivalent to the cost values.

ISDLAF + Activity

This section shows all of the activity in the Liquid and Max Class. The Average Rate represents the average net interest rate over the previous month which is then annualized. Income Summary represents the interest earned for the Month and Fiscal Year to Date.

Information regarding the ISDLAF+ investment objectives, risks, charges and expenses can be found in the ISDLAF+ information statement, which can be obtained at www.isdlafplus.com or by calling PMA at the phone number listed.

An investment in the Multi-Class Series or any Term Series is not a bank deposit and is not insured or guaranteed by the Federal Deposit Insurance Corporation or any other governmental or private agency. Although the Liquid Class and MAX Class of the Multi-Class Series each seeks to maintain a stable value of \$1.00 per share, it is possible to lose money by investing in the Multi-Class Series. It also is possible to lose money by investing in a Term Series, which may impose a substantial penalty for redemption prior to the full term of the Series.

Track Assets

CDs and other assets with the code (TR) are for information purposes only at the request of the client solely as a convenience to such client. PMA did not act as agent for the noted transactions and these assets are "Held Away" from PMA. The client and others should understand that PMA HAS NOT verified the existence, cost, valuation, insurance or collateral associated with any assets Held Away from PMA and PMA will not provide Performance Reporting for such assets. PMA cannot guarantee the accuracy or completeness of the information regarding any assets Held Away from PMA. It is understood that PMA is not responsible for any errors or omissions regarding assets Held Away from PMA and such information is being provided to you at your request on an "as is" basis without warranties or representations of any kind. For more information, you should review the account statements provided by the entity holding the TR investments.

Money Market Fund

The Rate shown for the money market fund represents the average net interest rate over the previous month which is then annualized. Information regarding the money market fund's investment objectives, risks, charges and expenses can be found in the money market fund's prospectus, which can be obtained by calling PMA at the phone numbers listed. The performance data featured represents past performance, which is no guarantee of future results. Investment returns will fluctuate. Current performance may be higher or lower than the performance data quoted. Please call PMA for the most recent performance figures.

The performance data featured represents past performance, which is no guarantee of future results. Investment returns will fluctuate. Current performance may be higher or lower than the performance data quoted. Please call PMA for the most recent performance figures.

Additional Disclosures

All funds, and/or securities are located and safe kept in an account under the client's name at their custodial bank. Any certificates of deposit listed are located in the client's name at the respective bank. Any money market fund shares are held directly with the money market fund. It is recommended that any oral communications be re-confirmed in writing to further protect your rights, including rights under the Securities Investor Protection Act.

Debt Securities

Some debt securities are subject to redemption prior to maturity. In the event of a partial or whole call of a security, the securities call will be automatically selected on a random basis as is customary in the securities industry. The probability that your securities will be selected is proportional to the amount of your holdings relative to the total holdings. Redemption prior to maturity could affect the yield represented. Additional information is available upon request.

A financial statement of PMA Securities, Inc. is available for inspection at its office or a copy will be mailed to you upon written request.

PLEASE ADVISE PMA AND OUR CLEARING FIRM, PERSHING LLC, IMMEDIATELY OF ANY INACCURACY OR DISCREPANCY ON YOUR STATEMENT. FOR A CHANGE OF ADDRESS OR QUESTIONS REGARDING YOUR ACCOUNT, PLEASE NOTIFY YOUR PMA REPRESENTATIVE. ANY ORAL COMMUNICATIONS SHOULD BE RE-CONFIRMED IN WRITING.

How to Contact PMA

Please call (630) 657-6400 or write to us at PMA, 2135 CityGate Lane, 7th Floor, Naperville, Illinois 60563.

How to Contact Pershing, LLC

Please call (201) 413-3330 or write to Pershing, LLC, One Pershing Plaza, Jersey City, New Jersey, 07399

In accordance with FINRA Rule 2267, PMA Securities, Inc. is providing the following information in the event you wish to contact FINRA. You may call (301) 590-6500 or write to FINRA at 1735 K Street NW, Washington, D.C. 20006-1500. In addition to the public disclosure number (800) 289-9999, FINRA provides an investor brochure which describes their Public Disclosure Program. Additional information is also available at www.finra.org.

Questions? Please call 630 657 6400

(10385-203) GENEVA CUSD 304 2001 WORKING CASH (Municipal Advisory Account) | Page 6 of 6