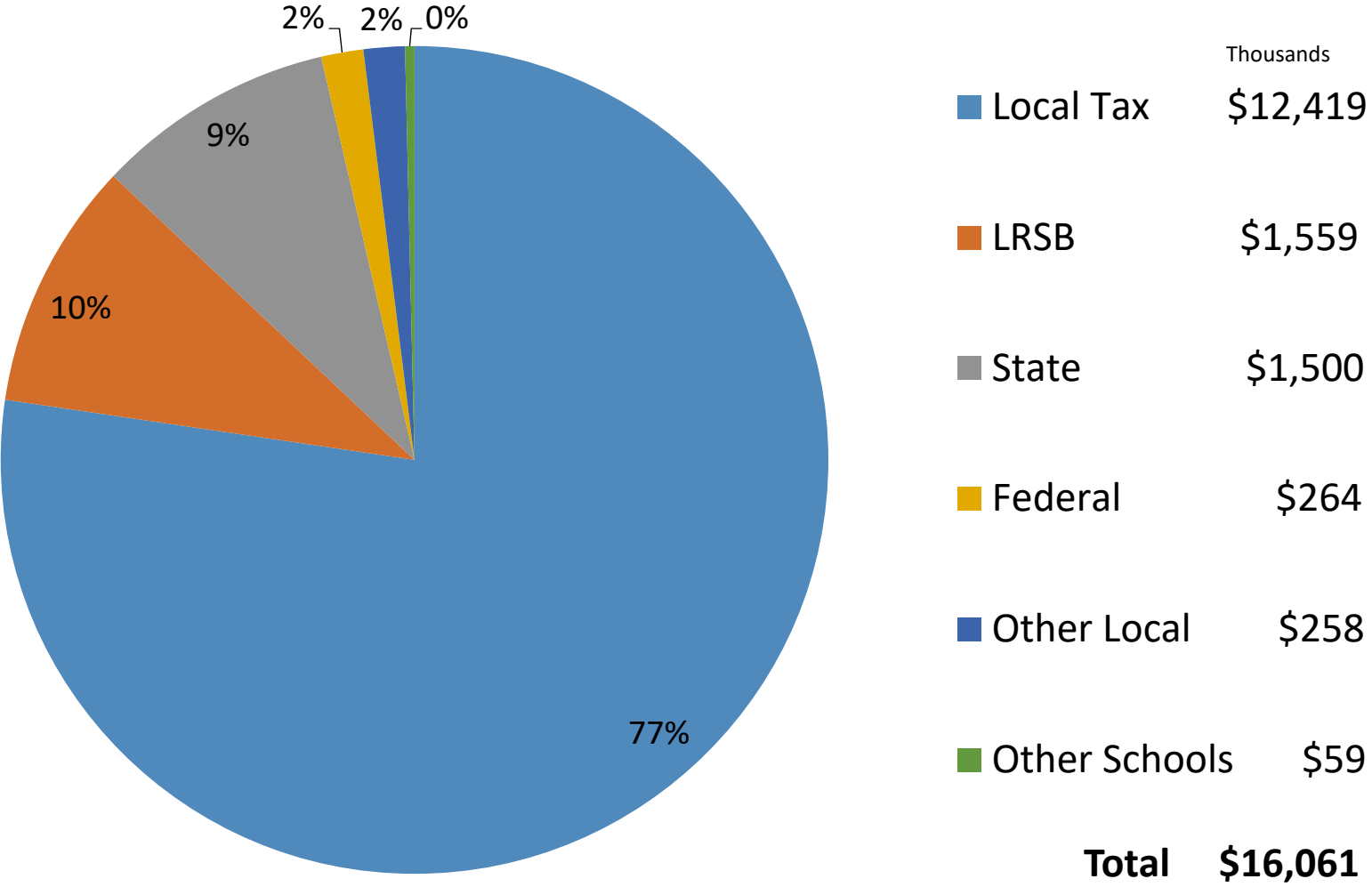


New Buffalo Area Schools

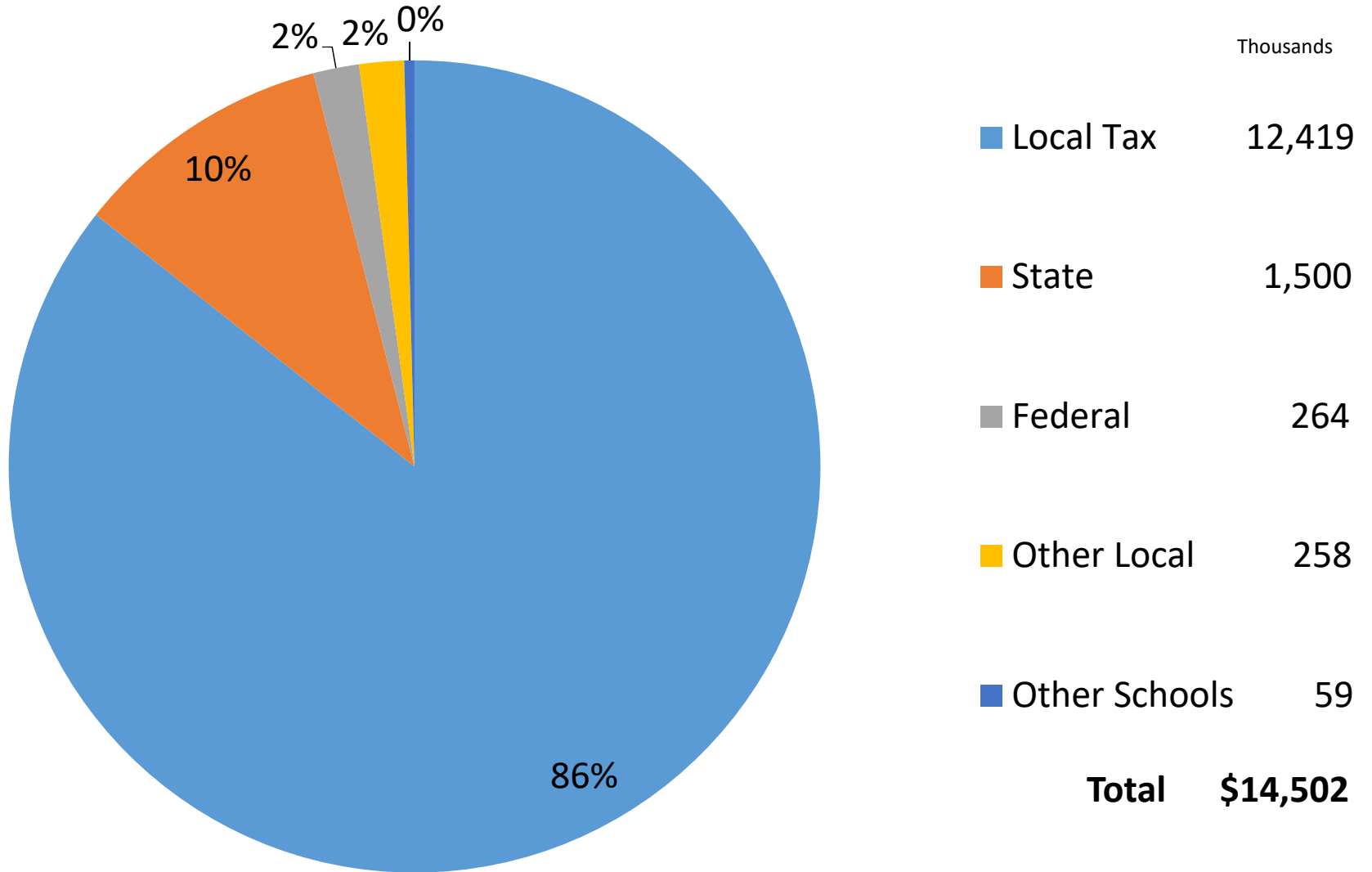


Amended Budget 2019-2020

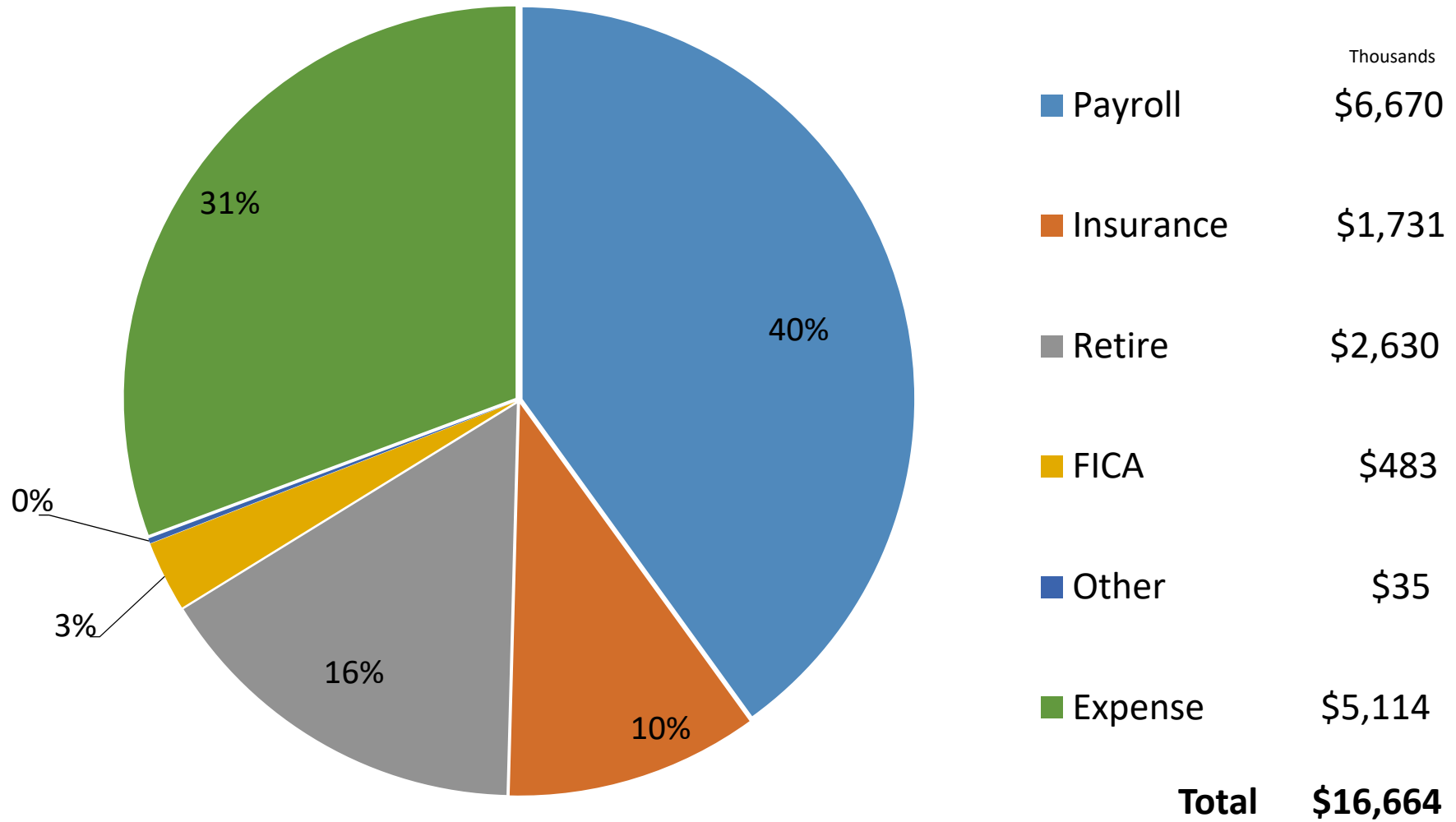
Amended Budget Revenue 2019-2020



Amended Budget Operating Revenue 2019-2020



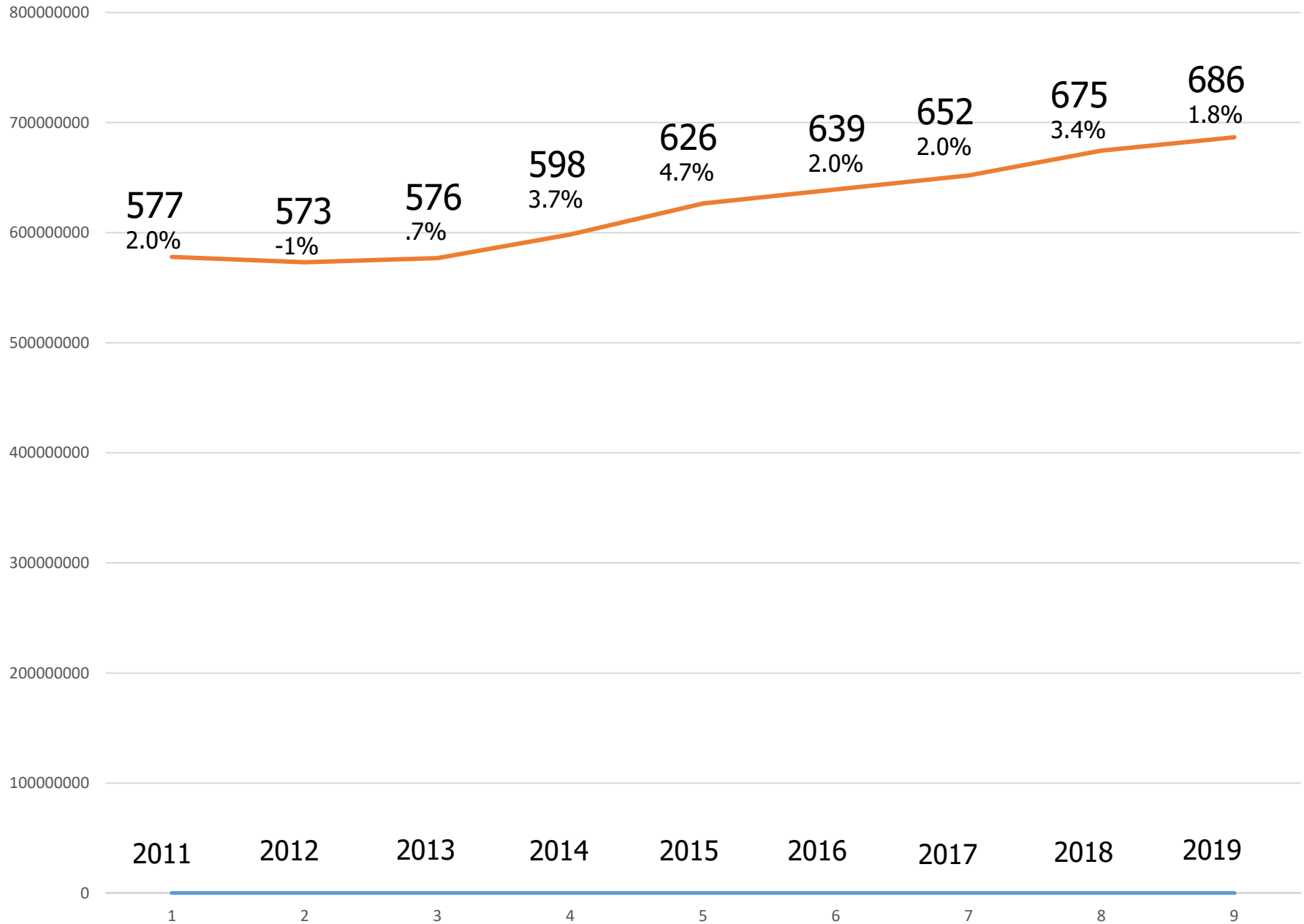
Amended Budget Wages & Benefits 2019-2020



Amended Budget Fund Equity 2019-2020

Revenue:			
1XX	Local	14,145,721	
2XX	Other Political Subdivisions	-	
3XX	State	1,500,925	
4XX	Federal	264,169	
5XX-6XX	Other	151,100	
Total Revenue		16,061,915	
Fund Balance, July 1		4,730,503	
Total Available to Appropriate		20,792,418	
Total Appropriated for 19-20		16,664,829	
Fund Balance, June 30		4,127,589	29%
		Decrease By	(602,914)
Expenditures:			
1XX-Instruction:			
11X	Basic Programs	6,390,333	
12X	Added Needs	754,072	
13X	Adult Education	-	
2XX-Support Services:			
21X	Pupil Support	846,156	
22X	Instructional Staff Support	581,202	
23X	General Administration	537,895	
24X	School Administration	753,519	
25X	Business Services	567,140	
26X	Operations & Maintenance	1,784,539	
27X	Transportation	729,642	
28X-29X	Other Central Support	1,054,388	
3XX-Community Services		420,462	
4XX-6XX Fund Modifications		2,245,481	
Total Appropriated		16,664,829	

Taxable Valuation 2010-2019



NB Bison Educational Trust Fund

	Actual	Actual	Budget
	2017-2018	2018-2019	2019-2020
REVENUES:			
Revenue from Local Sources	\$ -	\$ -	\$ 4,500
Interest from Investments Revenue	5,978	103,508	60,500
TOTAL REVENUE	5,978	103,508	65,000
Incoming Transfers (LRSB)	1,100,000	1,100,000	1,100,000
Total Revenues & Incoming Transfers	1,105,978	1,203,508	1,165,000
EXPENSES:			
Scholarship Payments	776,773	801,453	850,000
TOTAL EXPENDITURES	776,773	825,000	850,000
Outgoing Transfers-Other Funds			
TOTAL APPROPRIATED	776,773	825,000	850,000
Excess Revenue (Appropriations)	329,205	350,803	315,000
FUND BALANCE, JULY 1	4,008,766	4,337,971	4,688,774
FUND BALANCE, JUNE 30	\$ 4,337,971	\$ 4,688,774	\$ 5,003,774

Questions?