

STEPHENVILLE I.S.D. SCHOOL SAFETY SURVEY

January 28 – February 6, 2019

N = 400 respondents

margin of error: $\pm 4.9\%$

OBJECTIVES



1

To measure the relative importance of school safety.



2

To assess perceptions of the safety of SISD schools, and explore specific areas of concern regarding school safety.

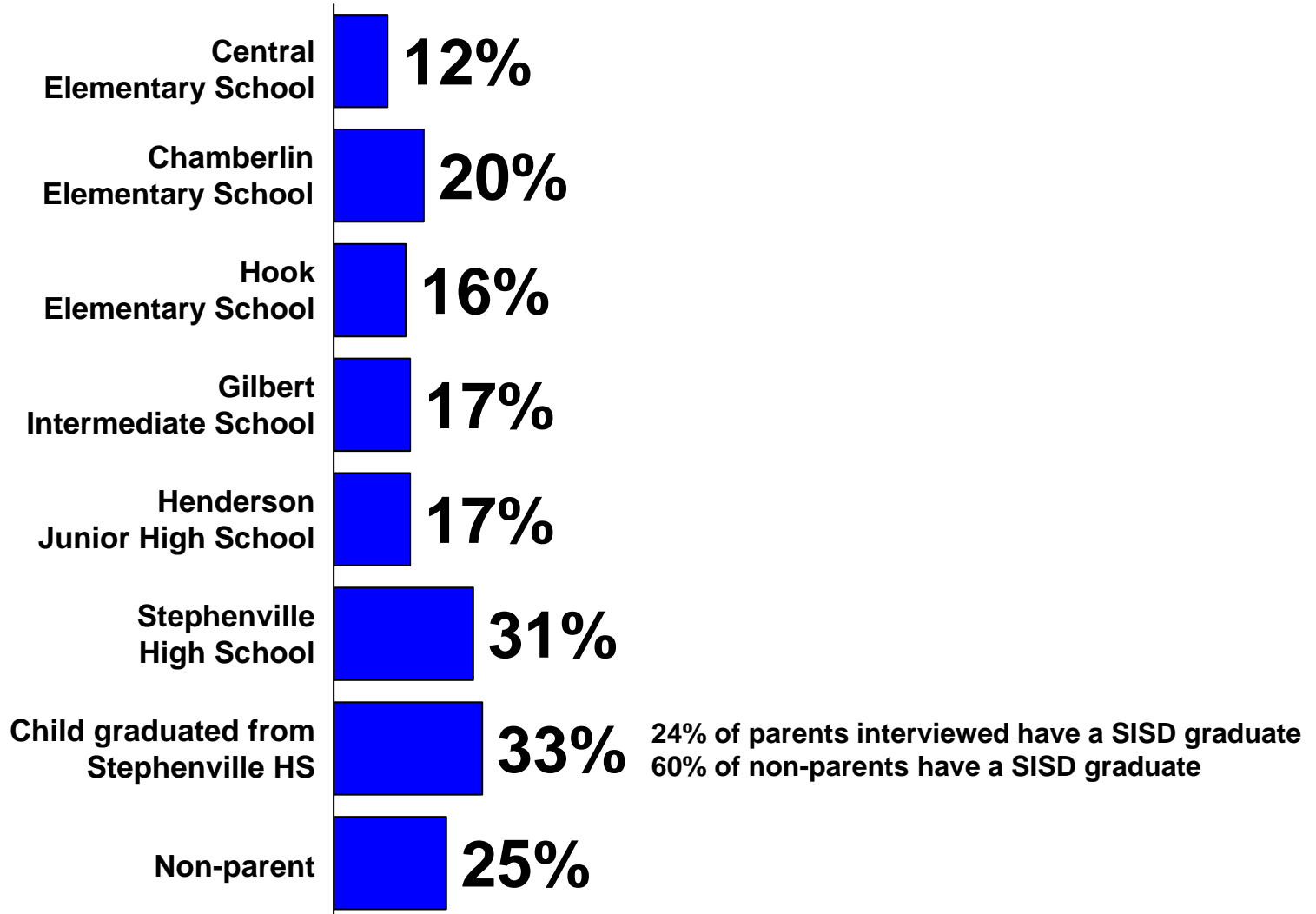


3

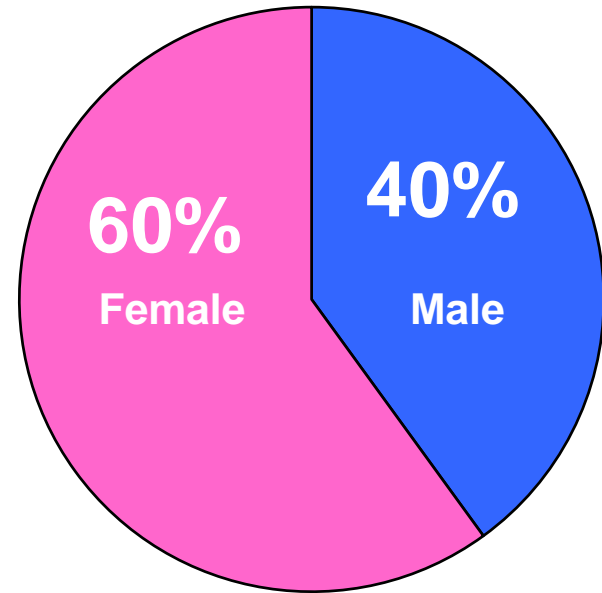
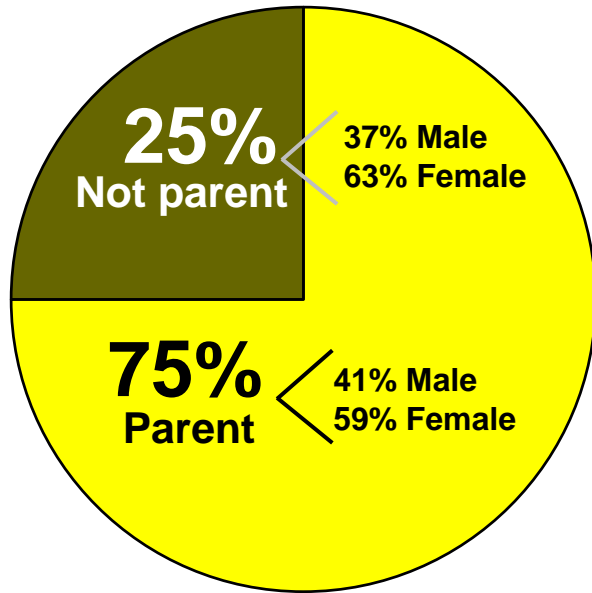
To measure support and interest in new school safety programs and initiatives.

DEMOGRAPHICS

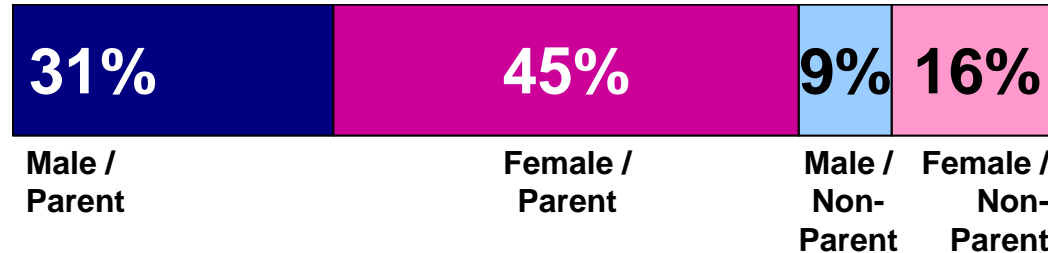
(%’s of total sample)



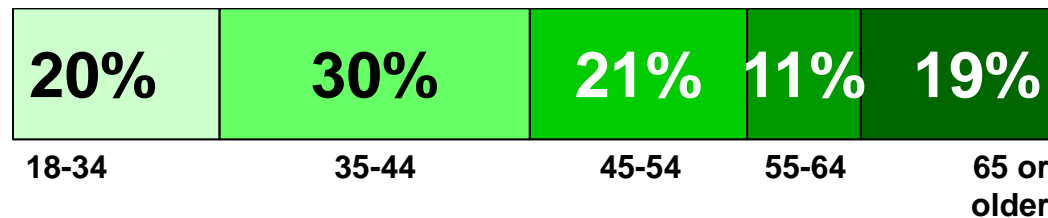
DEMOGRAPHICS



**Gender by Parents
& Non-parents**



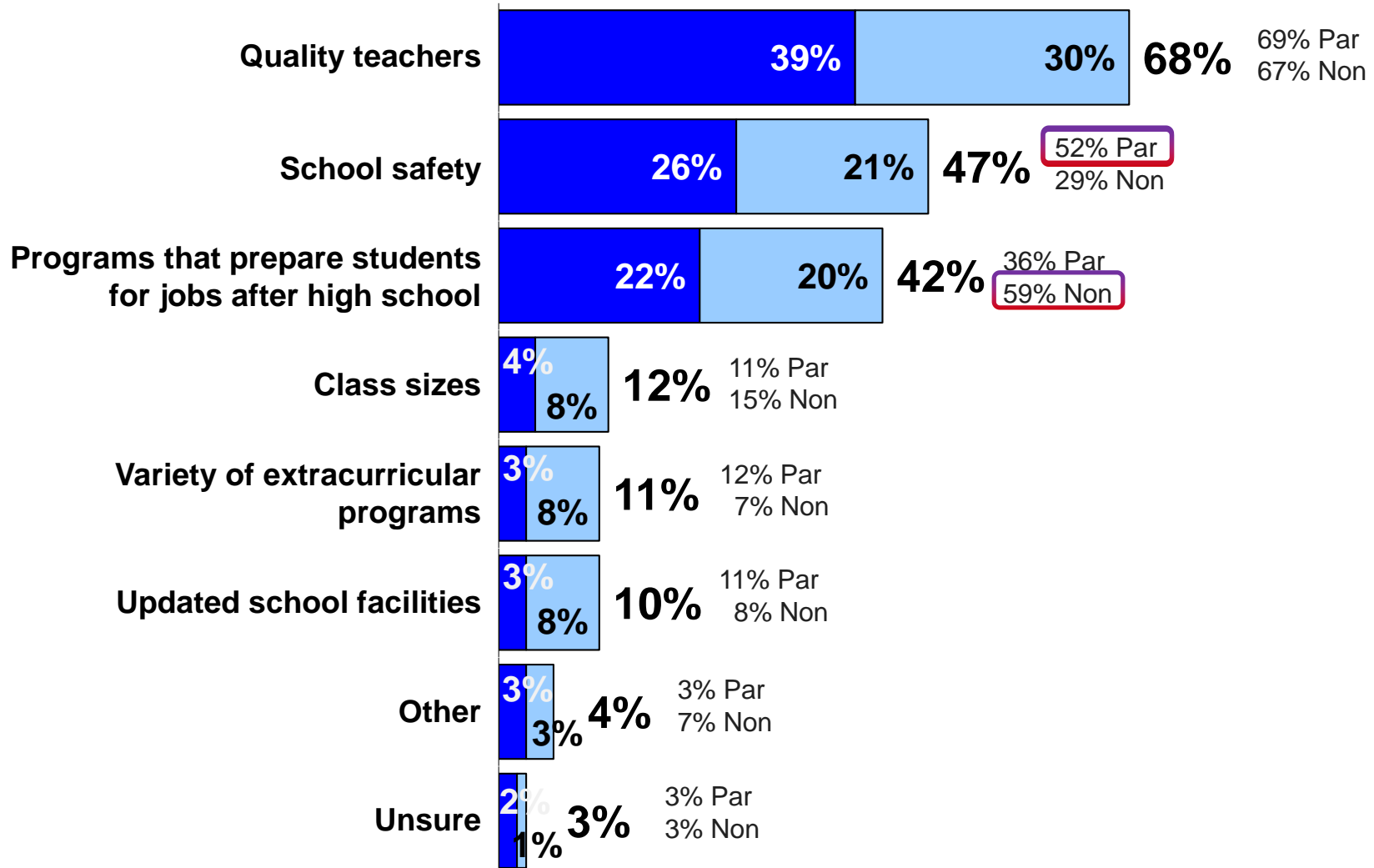
Age



MOST IMPORTANT ISSUE

Q2. Thinking about the schools in your community, please tell me which one of the following is most important to you? If choice made, ask: And which is the next most important issue?

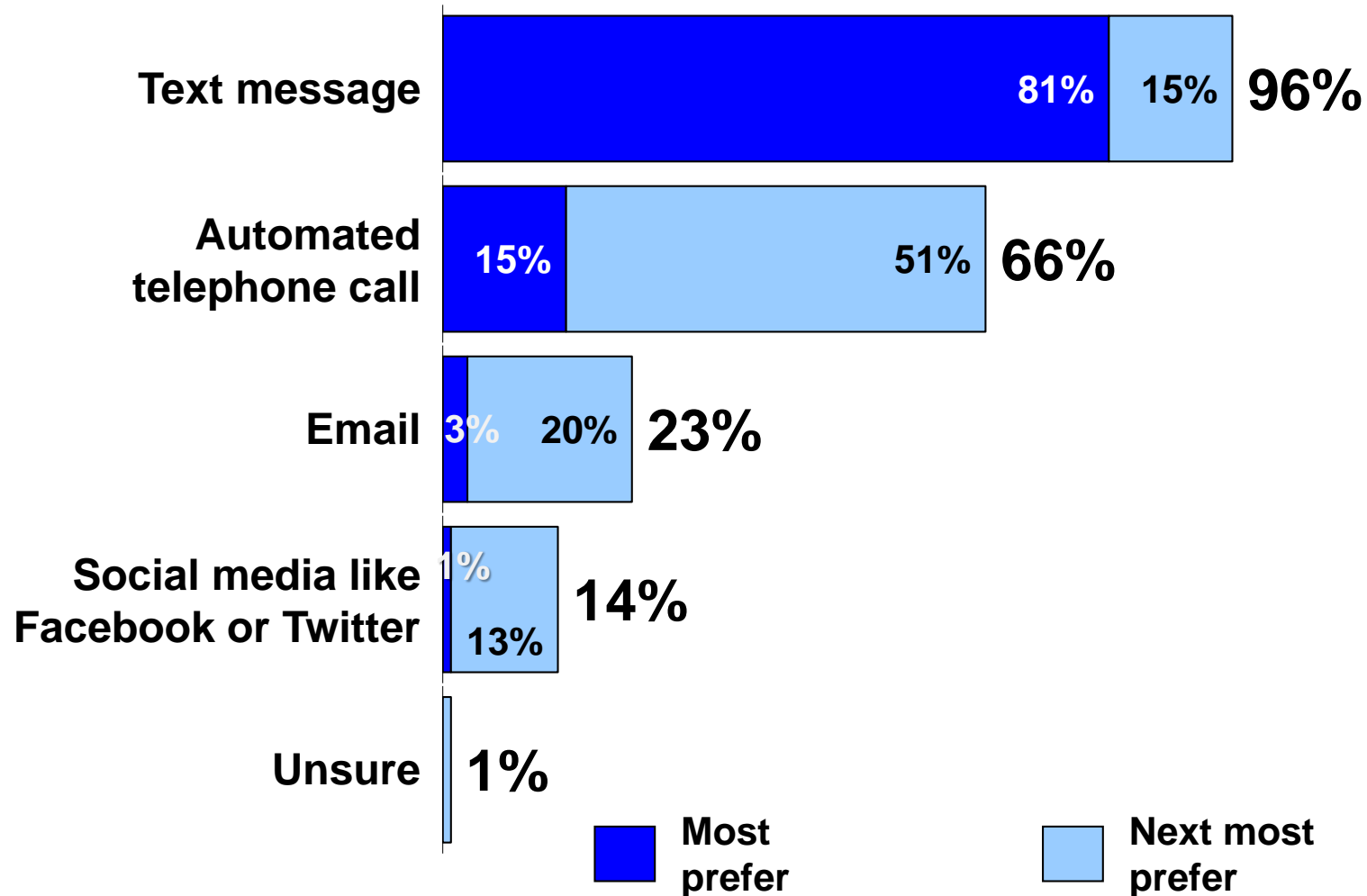
 **Most important**  **Next-most important**



PREFERRED COMMUNICATION

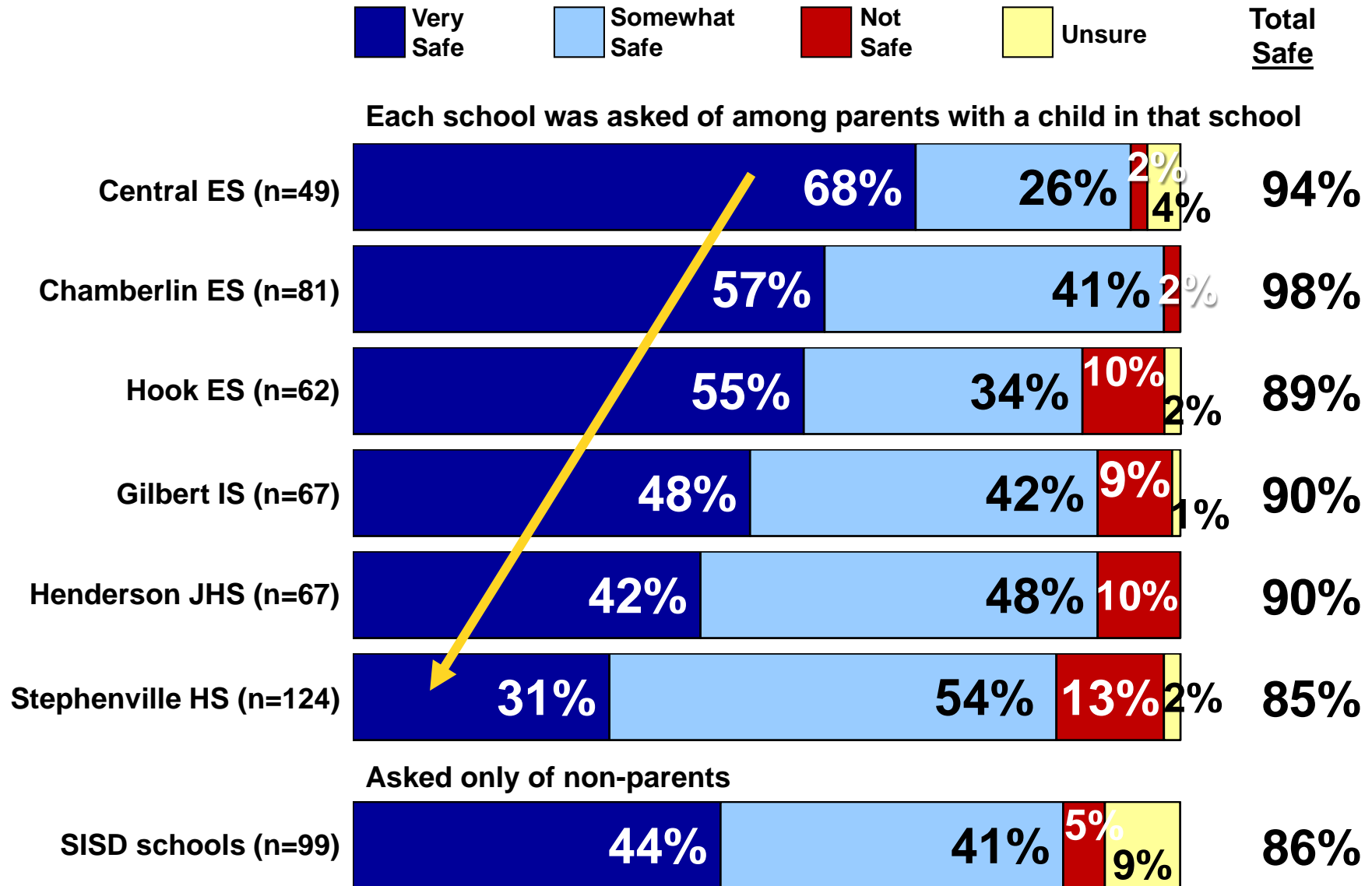
Q24. To be asked only of parents: Which one of the following do you MOST prefer as the way to receive emergency communications such as weather-related school closures or emergency situations on campus?

Percentages among N=301 parents

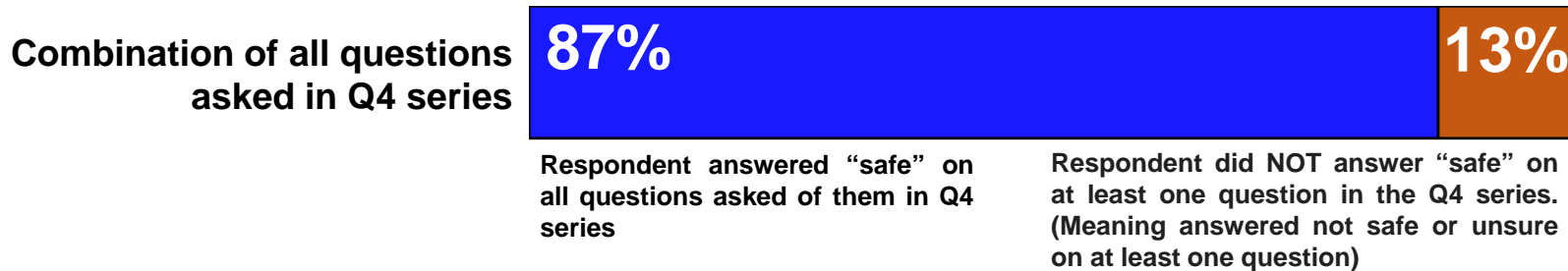
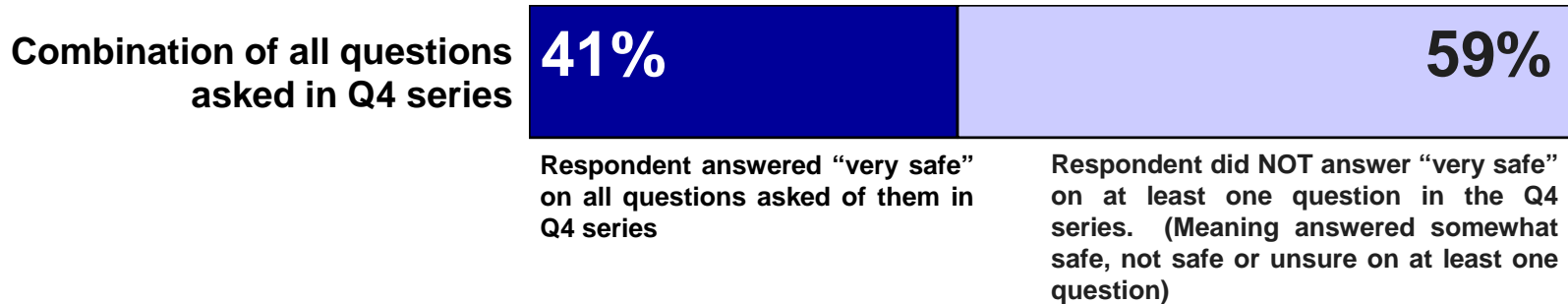
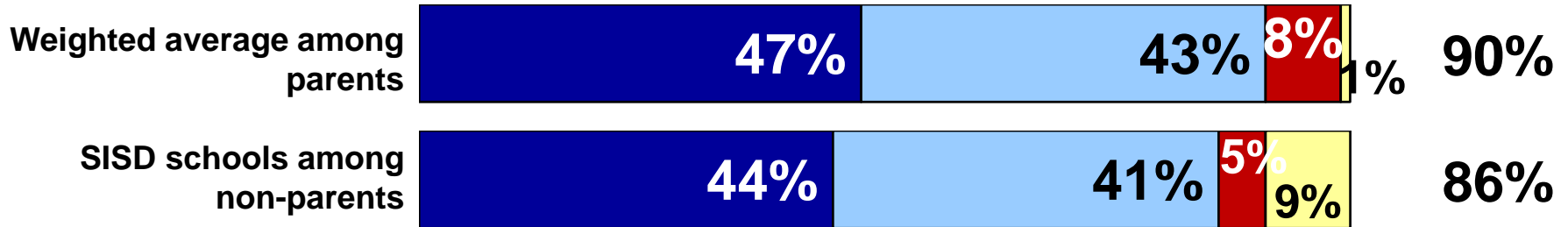



SAFETY OF CAMPUSES

Q4. Would you rate the following schools as very safe, somewhat safe, somewhat unsafe or very unsafe?

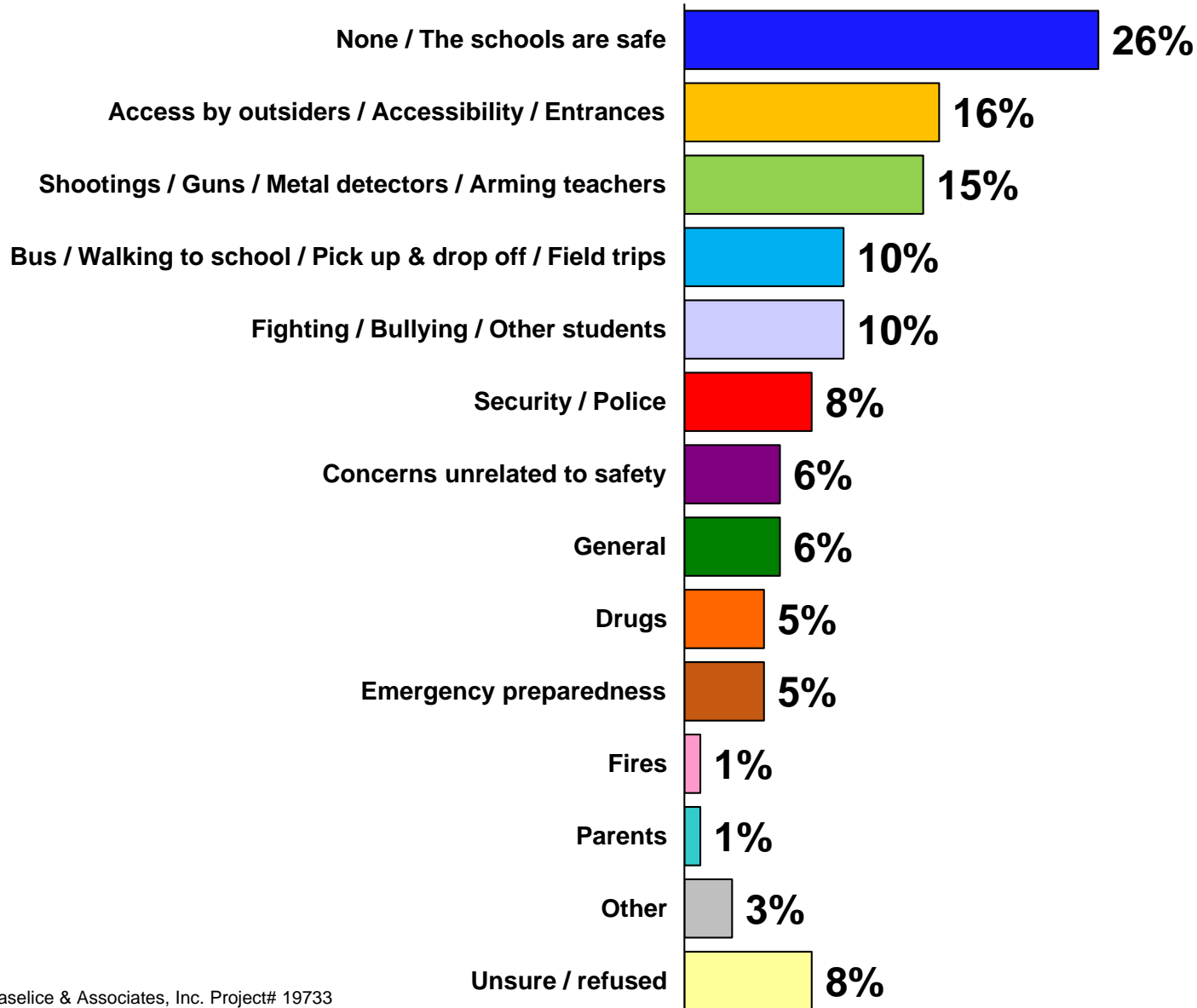


SAFETY OF CAMPUSES



BIGGEST SAFETY CONCERN

Q3. In your own words, please (Phone: tell me / Web: indicate) what is your biggest concern regarding school safety in Stephenville ISD.



BIGGEST SAFETY CONCERN

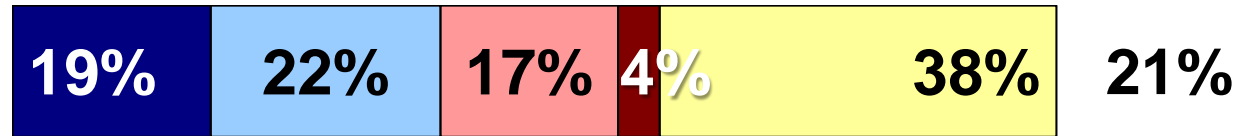
	Base	None / The schools are safe	Access by outsiders / Accessibility / Entrances	Shootings / Guns / Metal detectors / Arming teachers	Emergency preparedness	Fires	Bus / Walking to school / Pick up & drop off / Field trips	Fighting / Bullying / Other students	Concerns unrelated to safety	Drugs	Security / Police	General	Parents	Other	Unsure / refused
Total	400	26%	16%	15%	5%	1%	10%	10%	6%	5%	8%	6%	1%	3%	8%
Parent	301	25%	18%	15%	5%	1%	11%	11%	5%	6%	8%	6%	0%	4%	5%
Non-Parent	99	31%	8%	13%	4%	1%	8%	5%	8%	3%	7%	5%	3%	1%	17%
Central Elementary School	49	35%	12%	10%	10%	0%	6%	8%	0%	4%	2%	6%	0%	4%	8%
Chamberlin Elementary School	81	36%	20%	10%	2%	0%	15%	6%	2%	2%	2%	7%	0%	1%	5%
Hook Elementary School	62	27%	16%	13%	2%	0%	19%	10%	10%	5%	6%	3%	0%	2%	5%
Gilbert Intermediate School	67	24%	22%	12%	1%	0%	16%	10%	6%	4%	12%	4%	0%	1%	1%
Henderson Junior High School	67	22%	15%	16%	3%	1%	7%	19%	4%	10%	13%	1%	0%	3%	7%
Stephenville High School	124	20%	18%	20%	6%	2%	6%	10%	6%	6%	7%	6%	0%	6%	2%
Have any children who graduated from Stephenville High School?	132	27%	13%	19%	8%	2%	6%	8%	5%	6%	9%	5%	1%	4%	8%
Male / Parent	122	26%	16%	11%	5%	1%	6%	11%	3%	7%	9%	7%	0%	7%	5%
Female / Parent	179	23%	20%	18%	5%	1%	14%	11%	6%	5%	7%	5%	0%	1%	4%
Sch Safety Most Import	103	17%	23%	22%	8%	1%	11%	9%	3%	5%	13%	7%	0%	1%	6%
Other Most Import.	297	30%	13%	12%	4%	1%	10%	10%	6%	5%	6%	5%	1%	4%	8%
Schools Very Safe	164	46%	6%	10%	2%	0%	9%	8%	3%	4%	4%	4%	1%	1%	12%
Schools Not Very Safe	236	13%	22%	18%	6%	1%	11%	11%	7%	6%	10%	7%	1%	4%	5%

MISBEHAVIOR AT ATHLETIC EVENTS

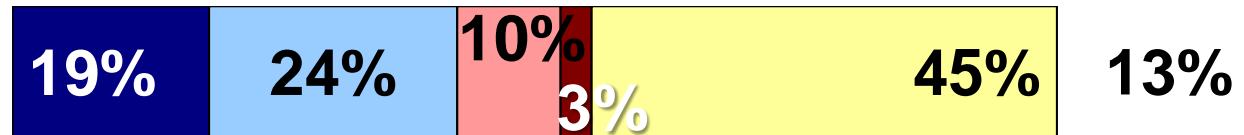
Do you consider each of the following to be a big problem, somewhat of a problem, not a very big problem, not at all a problem in Stephenville ISD...

Not at all a problem
 Not very big problem
 Somewhat problem
 Big problem
 Unsure / Refused
 Total problem

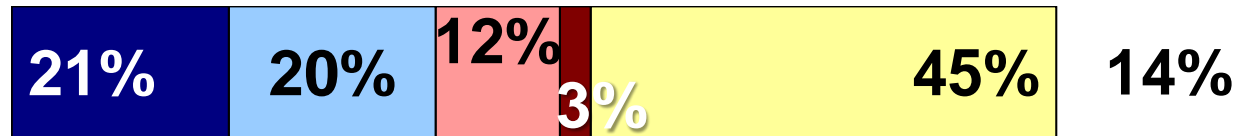
Misbehavior of students attending sporting events at Tarleton Stadium (Q7)



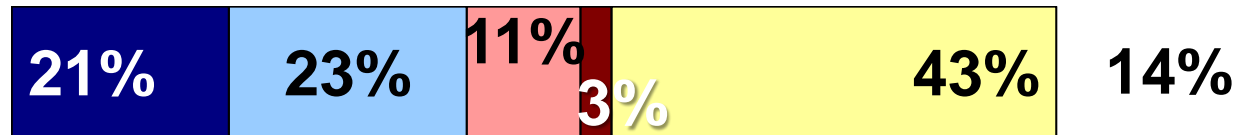
Misbehavior of students attending sporting events at Gandy Gym (Q8)



Misbehavior of students attending sporting events at Henderson Junior High Gym (Q9)



Misbehavior of students attending sporting events at Lem Brock Field (Q10)



Number of "big problem" responses



Number of "big or somewhat problem" responses



None
 One
 Two
 Three
 Four

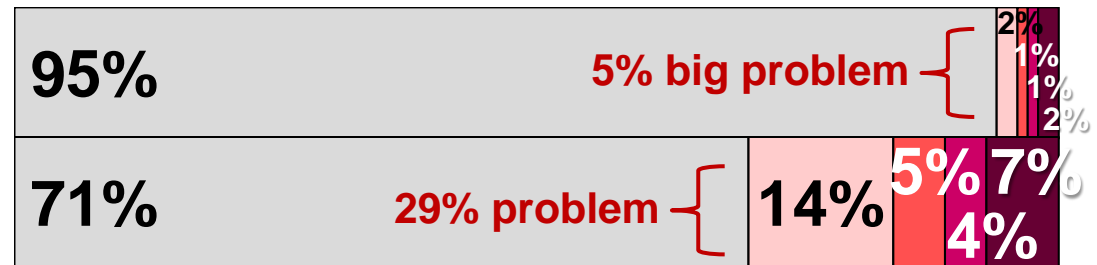
MISBEHAVIOR AT ATHLETIC EVENTS

Big problem	Base	None	One or more
Total	400	95%	5%
Parent	301	94%	6%
Non-Parent	99	98%	2%
Central ES	49	96%	4%
Chamberlin ES	81	95%	5%
Hook ES	62	95%	5%
Gilbert IS	67	94%	6%
Henderson JHS	67	90%	10%
Stephenville HS	124	92%	8%
Male / Parent	122	97%	3%
Female / Parent	179	92%	8%

Problem	Base	None	One or more
Total	400	71%	29%
Parent	301	73%	27%
Non-Parent	99	67%	33%
Central ES	49	80%	20%
Chamberlin ES	81	75%	25%
Hook ES	62	74%	26%
Gilbert IS	67	75%	25%
Henderson JHS	67	60%	40%
Stephenville HS	124	69%	31%
Male / Parent	122	76%	24%
Female / Parent	179	70%	30%

Number of “big problem” responses

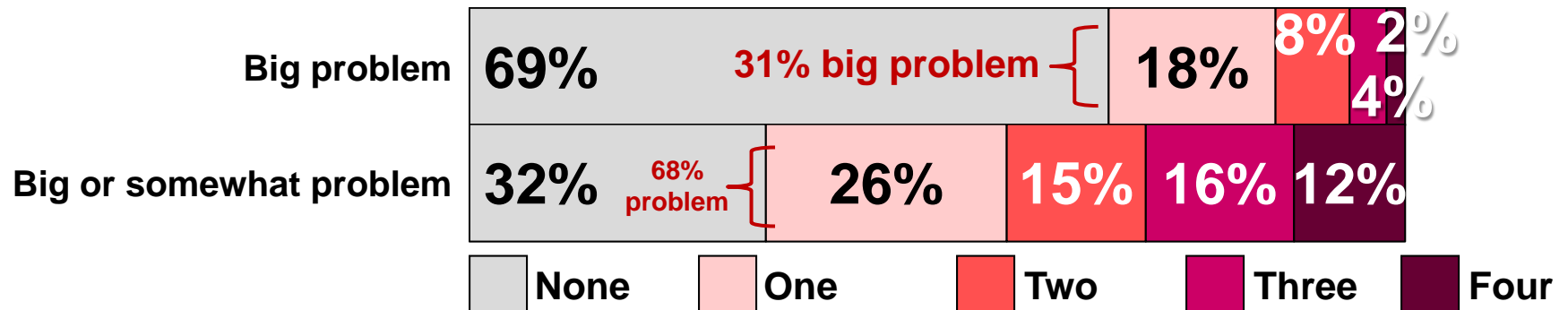
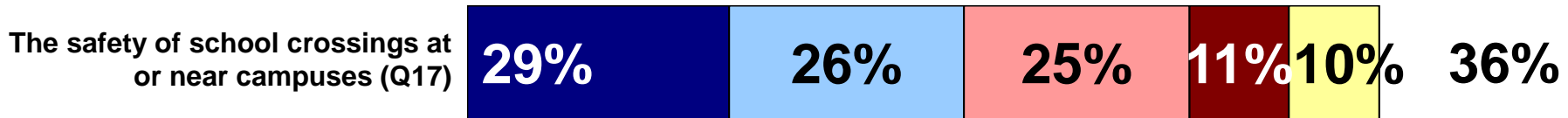
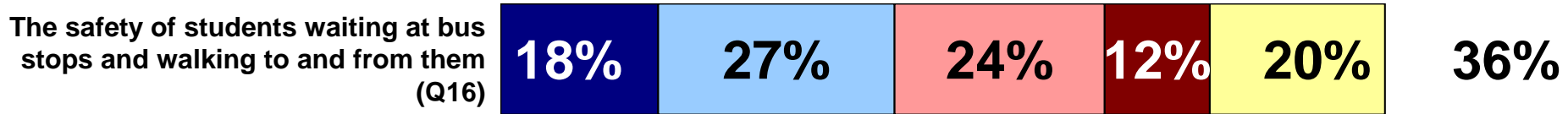
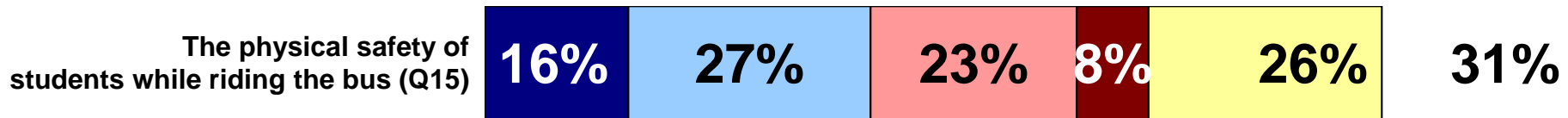

Number of “big or somewhat problem” responses



BUSSES

Do you consider each of the following to be a big problem, somewhat of a problem, not a very big problem, or not at all a problem in Stephenville ISD...

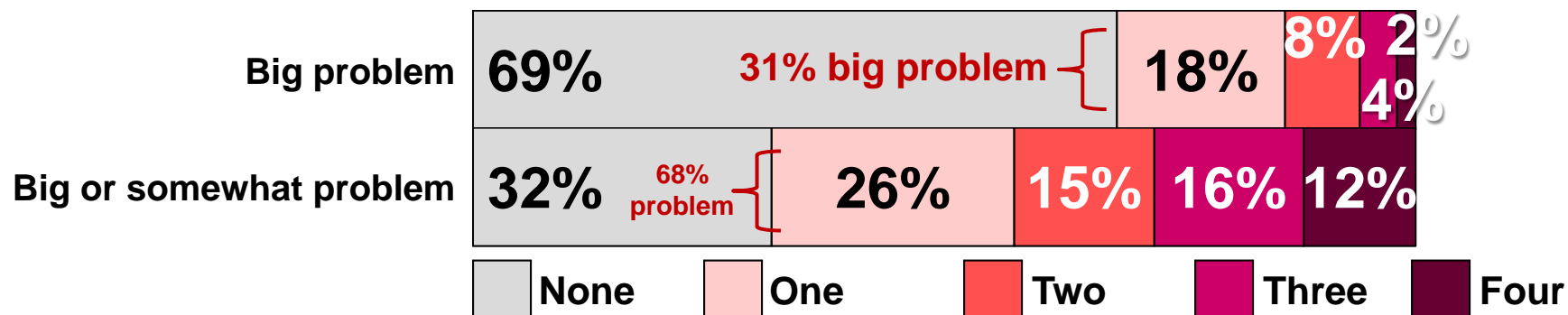
Not at all a problem
 Not very big problem
 Somewhat problem
 Big problem
 Unsure / Refused
 Total problem



BUSSES

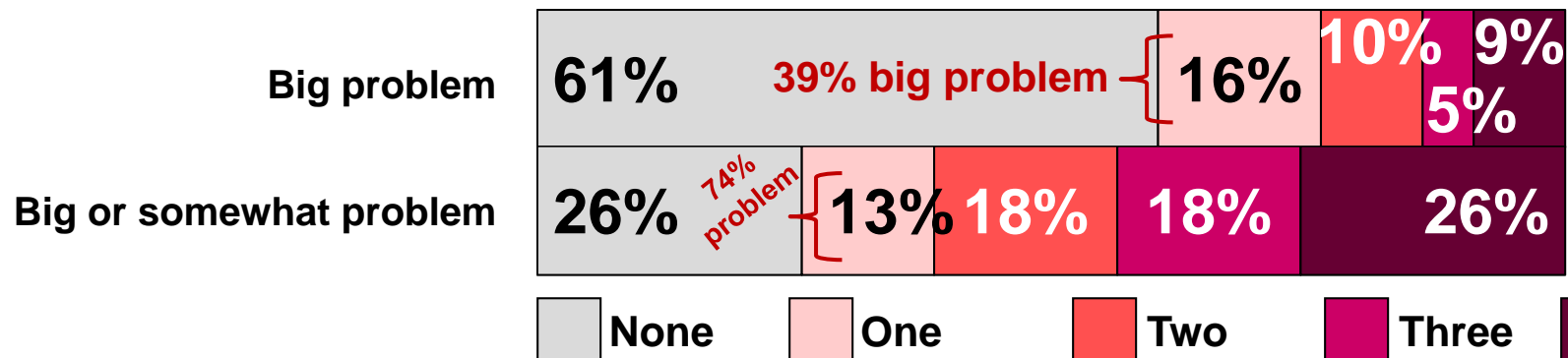
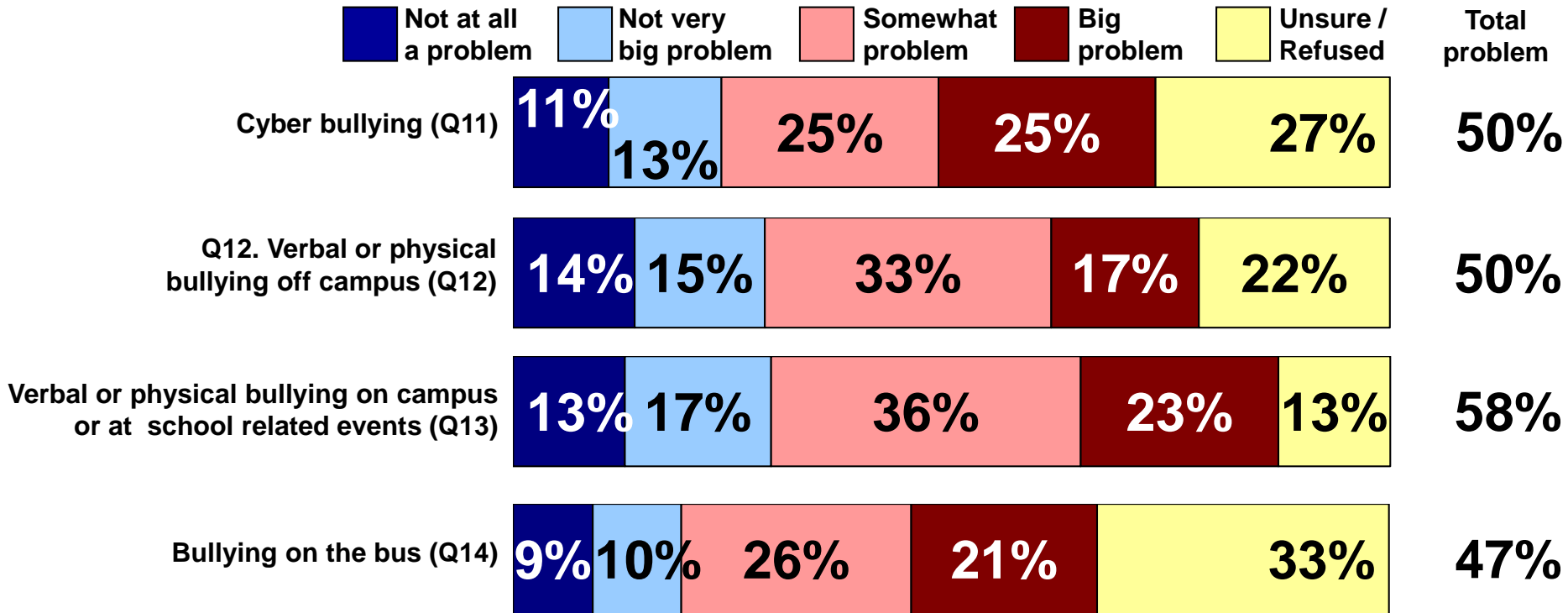
Big problem	Base	None	One or more
Total	400	69%	31%
Parent	301	66%	34%
Non-Parent	99	79%	21%
Central ES	49	67%	33%
Chamberlin ES	81	67%	33%
Hook ES	62	58%	42%
Gilbert IS	67	61%	39%
Henderson JHS	67	63%	37%
Stephenville HS	124	73%	27%
Male / Parent	122	78%	22%
Female / Parent	179	58%	42%

Problem	Base	None	One or more
Total	400	32%	68%
Parent	301	30%	70%
Non-Parent	99	37%	63%
Central ES	49	41%	59%
Chamberlin ES	81	26%	74%
Hook ES	62	29%	71%
Gilbert IS	67	25%	75%
Henderson JHS	67	19%	81%
Stephenville HS	124	37%	63%
Male / Parent	122	37%	63%
Female / Parent	179	25%	75%



BULLYING

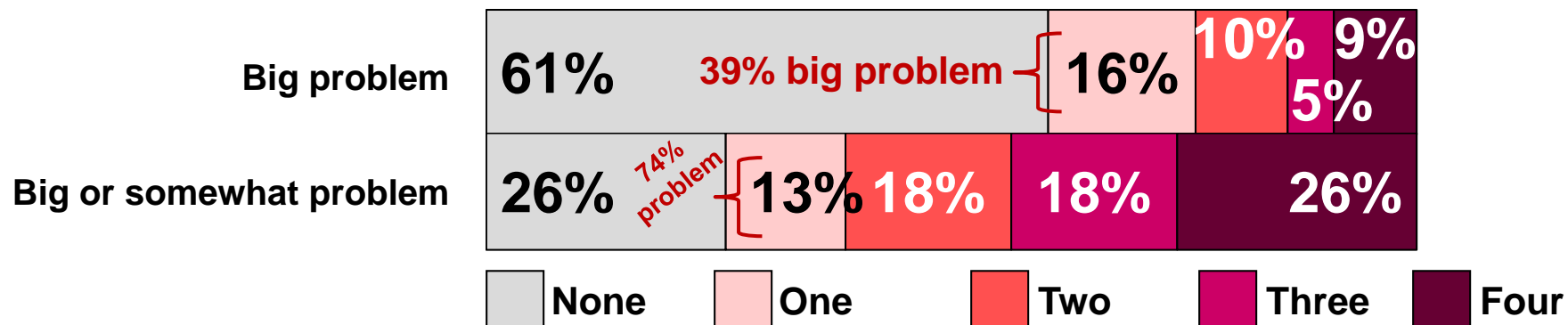
Do you consider each of the following to be a big problem, somewhat of a problem, not a very big problem, or not at all a problem in Stephenville ISD...



BULLYING

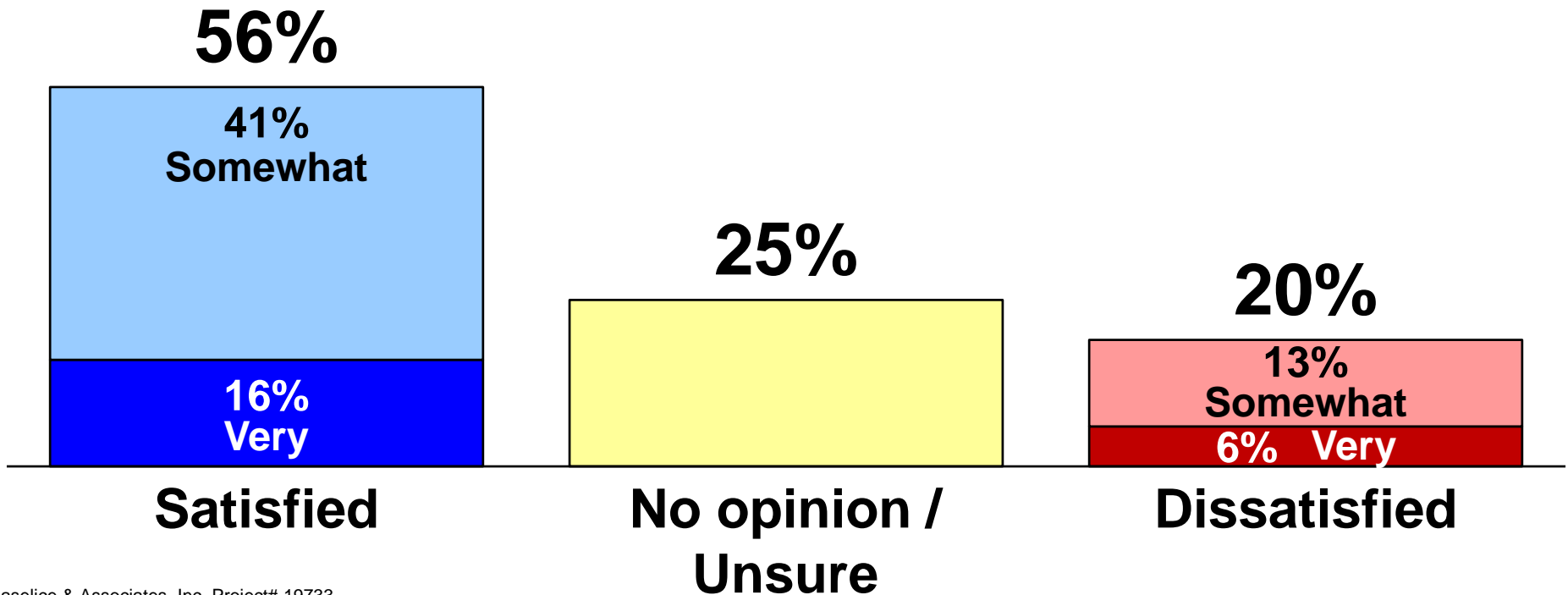
Big problem	Base	None	One or more
Total	400	61%	39%
Parent	301	59%	41%
Non-Parent	99	66%	34%
Central ES	49	69%	31%
Chamberlin ES	81	60%	40%
Hook ES	62	60%	40%
Elementary Parent	161	60%	40%
Gilbert IS	67	58%	42%
Henderson JHS	67	37%	63%
Stephenville HS	124	62%	38%
Male / Parent	122	70%	30%
Female / Parent	179	51%	49%

Problem	Base	None	One or more
Total	400	26%	74%
Parent	301	24%	76%
Non-Parent	99	31%	69%
Central ES	49	33%	67%
Chamberlin ES	81	25%	75%
Hook ES	62	27%	73%
Gilbert IS	67	22%	78%
Henderson JHS	67	12%	88%
Stephenville HS	124	27%	73%
Male / Parent	122	34%	66%
Female / Parent	179	17%	83%



BULLYING

Q18. Would you say you are very satisfied, somewhat satisfied, somewhat dissatisfied, or very dissatisfied with what SISD is doing to address bullying?



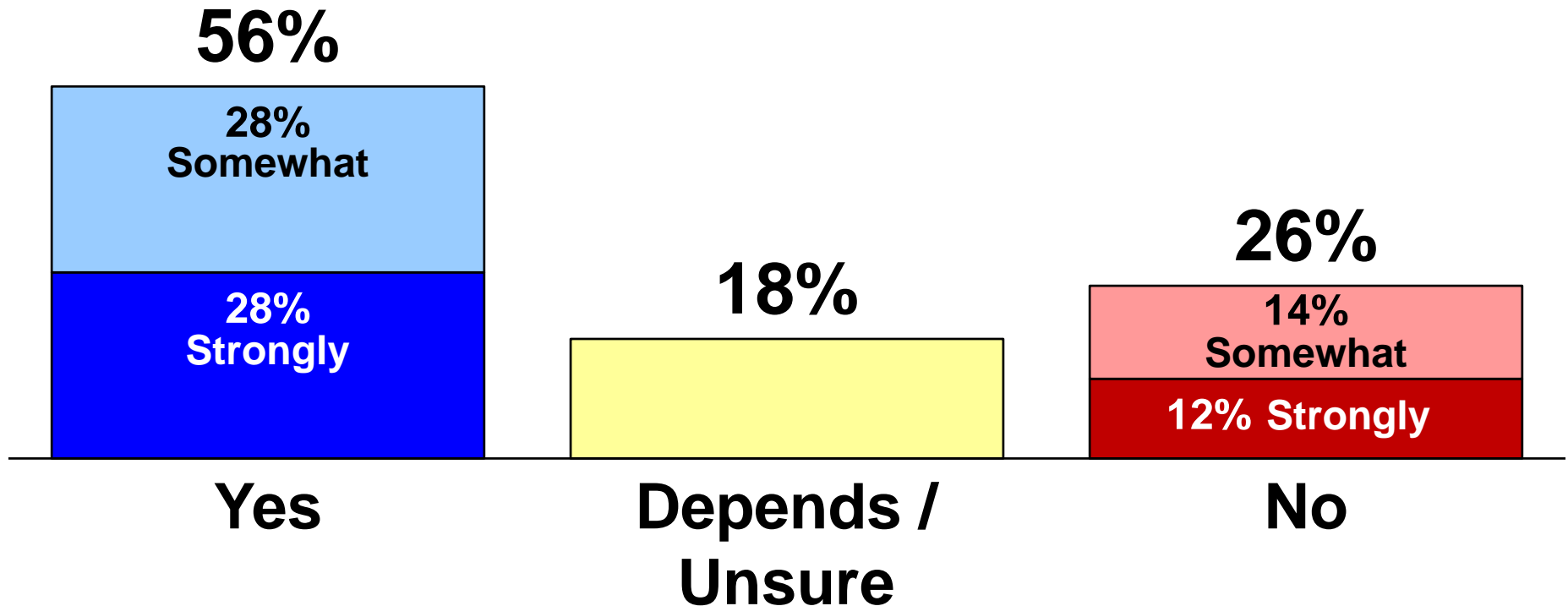
BULLYING

Q18. Would you say you are very satisfied, somewhat satisfied, somewhat dissatisfied, or very dissatisfied with what SISD is doing to address bullying?

	Base	TOTAL SATIS.	TOTAL DIS- SATIS.	NO OPINION / UNSURE
Total	400	56%	20%	25%
Parent	301	53%	22%	25%
Non-Parent	99	66%	11%	23%
Central ES	49	61%	8%	31%
Chamberlin ES	81	46%	25%	30%
Hook ES	62	52%	27%	21%
Gilbert IS	67	63%	22%	15%
Henderson JHS	67	49%	36%	15%
StephenvilleHS	124	60%	19%	21%
Male / Parent	122	57%	16%	27%
Female / Parent	179	50%	27%	23%
Bullying not a big problem	243	67%	7%	27%
Bullying a big problem	157	39%	39%	21%

ENOUGH LAW ENFORCEMENT ?

Q19. Do you think SISD has enough law enforcement engagement in their schools?



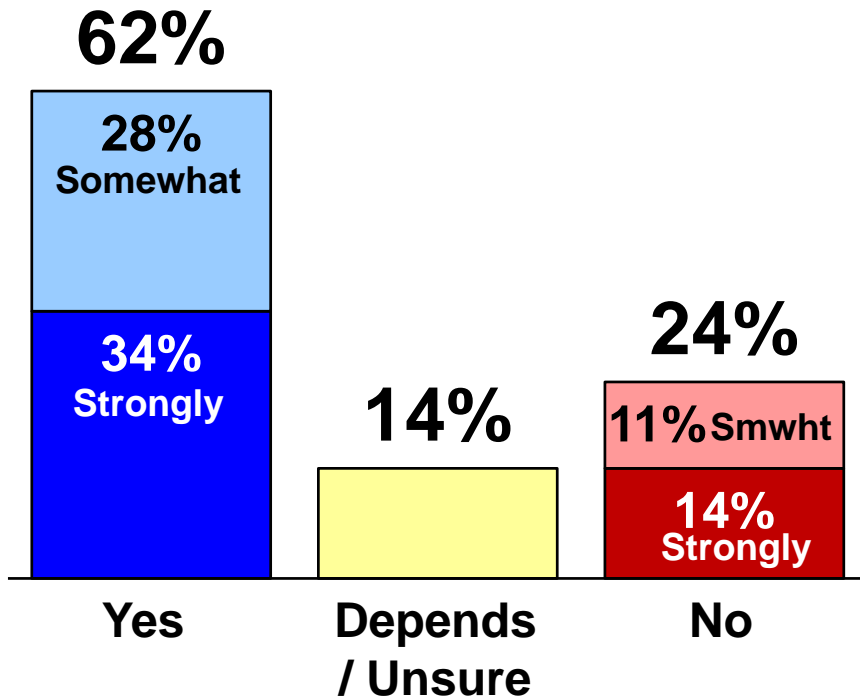
ENOUGH LAW ENFORCEMENT ?

Q19. Do you think SISD has enough law enforcement engagement in their schools?

	Base	TOTAL YES	TOTAL NO	DEPENDS / UNSURE
Total	400	56%	26%	18%
Parent	301	54%	31%	15%
Non-Parent	99	62%	12%	26%
Central ES	49	49%	33%	18%
Chamberlin ES	81	56%	27%	17%
Hook ES	62	40%	37%	23%
Gilbert IS	67	49%	36%	15%
Henderson JHS	67	60%	27%	13%
Stephenville HS	124	60%	27%	12%
Schools are very safe	164	66%	13%	20%
Schools are not very safe	236	49%	35%	16%

MORE MONEY FOR SAFETY

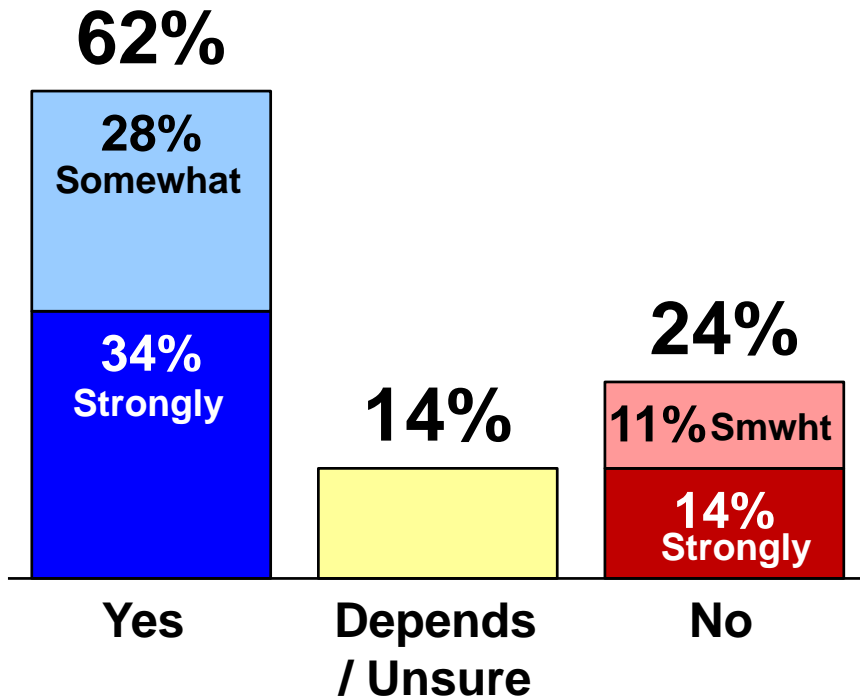
Q5. Do you think SISD should spend more money on school safety?



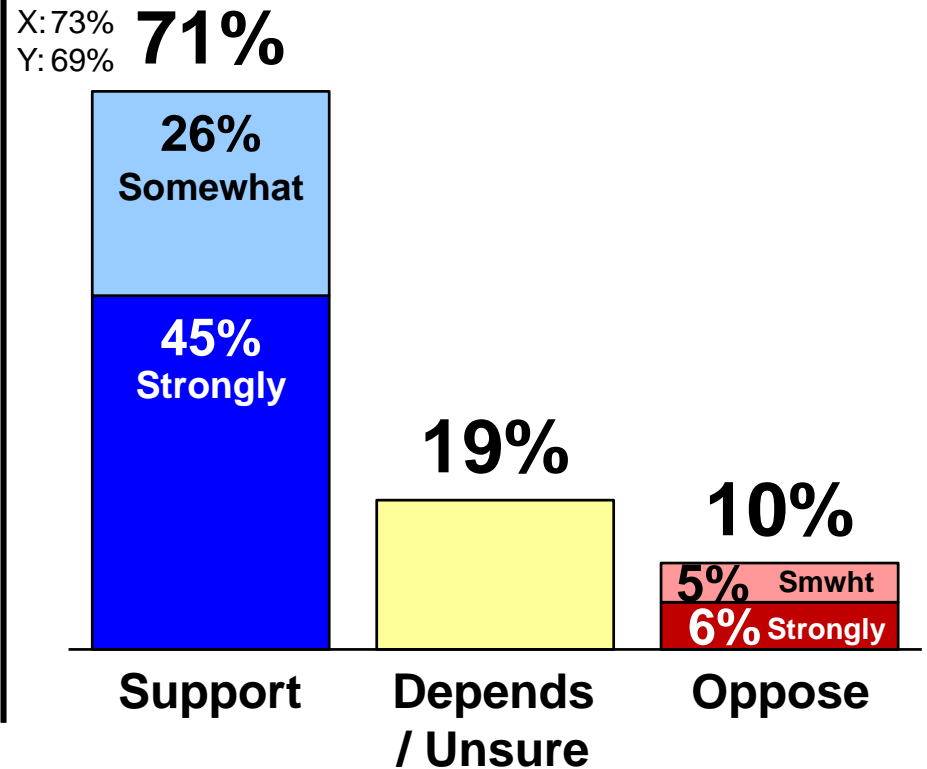
	Base	TOTAL YES	TOTAL NO	DEP / UNS
Total	400	62%	24%	14%
Parent	301	67%	19%	13%
Non-Parent	99	44%	39%	16%
Central ES	49	57%	22%	20%
Chamberlin ES	81	68%	16%	16%
Hook ES	62	71%	18%	11%
Gilbert IS	67	67%	27%	6%
Henderson JHS	67	66%	19%	15%
Stephenville HS	124	65%	20%	15%
Male / Parent	122	57%	30%	14%
Female / Parent	179	75%	12%	13%
Sch Safety Most Import	103	78%	10%	13%
Other Most Import.	297	56%	29%	14%
Schools Very Safe	164	45%	40%	16%
Schools Not Very Safe	236	74%	14%	13%

MORE MONEY FOR SAFETY

Q5. Do you think SISD should spend more money on school safety?



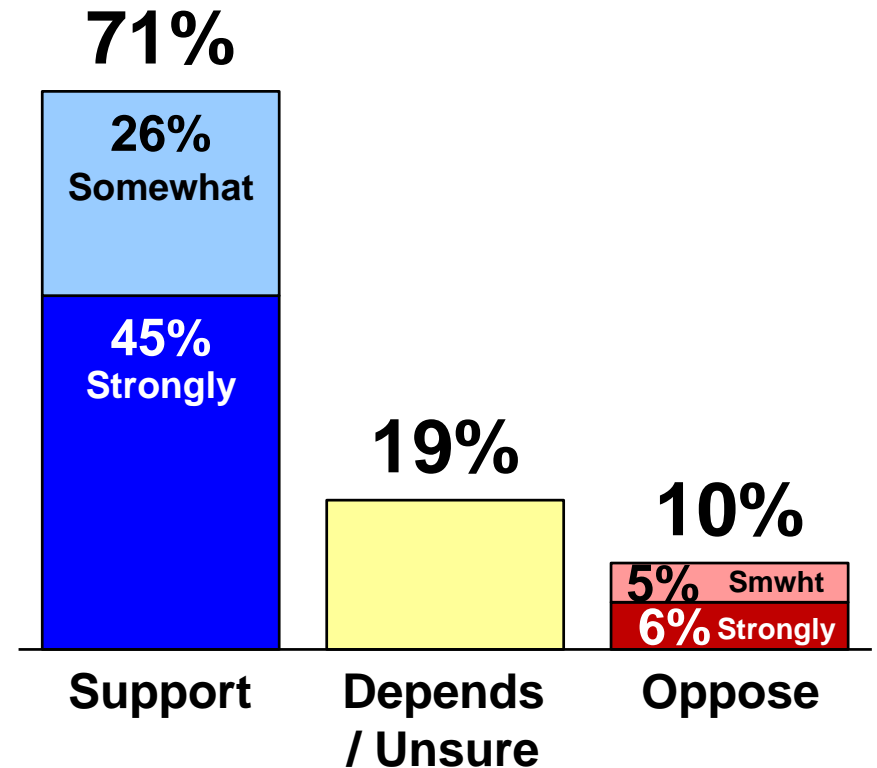
Q6. If a group of District officials, parents, staff, police and security professionals were to meet and identify programs and initiatives that would improve safety and security, then would you support or oppose (**Ver X**: increasing school spending / **Ver Y**: reallocating some funds) to implement those programs?



MORE MONEY FOR SAFETY

Q6. If a group of District officials, parents, staff, police and security professionals were to meet and identify programs and initiatives that would improve safety and security, then would you support or oppose (**Ver X**: increasing school spending / **Ver Y**: reallocating some funds) to implement those programs?

	Base	TOTAL SUP	TOTAL OPP	DEP/ UNS
Total	400	71%	10%	19%
Parent	301	75%	7%	19%
Non-Parent	99	59%	20%	21%
R5 - Think SISD should spend more money on school safety?				
Yes / Strongly	135	91%	2%	7%
Yes / Somewhat	112	79%	5%	15%
No / Unsure	153	46%	20%	33%



SUPPORT FOR SAFETY INITIATIVES

 Yes

 No

 Depends /
Unsure

Would you support the hiring of more counselors to identify and help students with suffering from social and emotional issues (Ver Y: if district officials requested more)? (Q20).



SISD partners with the Stephenville Police Department to have police officers on campus, who are referred to as School Resource Officers. Would you support adding more School Resource Officers to campuses (Ver Y: if district officials requested more)? (Q21)



SISD partners with the Stephenville Police Department for a K-9 dog program, where a dog capable of smelling drugs and firearms rotates around all the District's campuses. Would you support adding an additional dog to cover more campuses at one time (Ver Y: if district officials requested more)? (Q22)



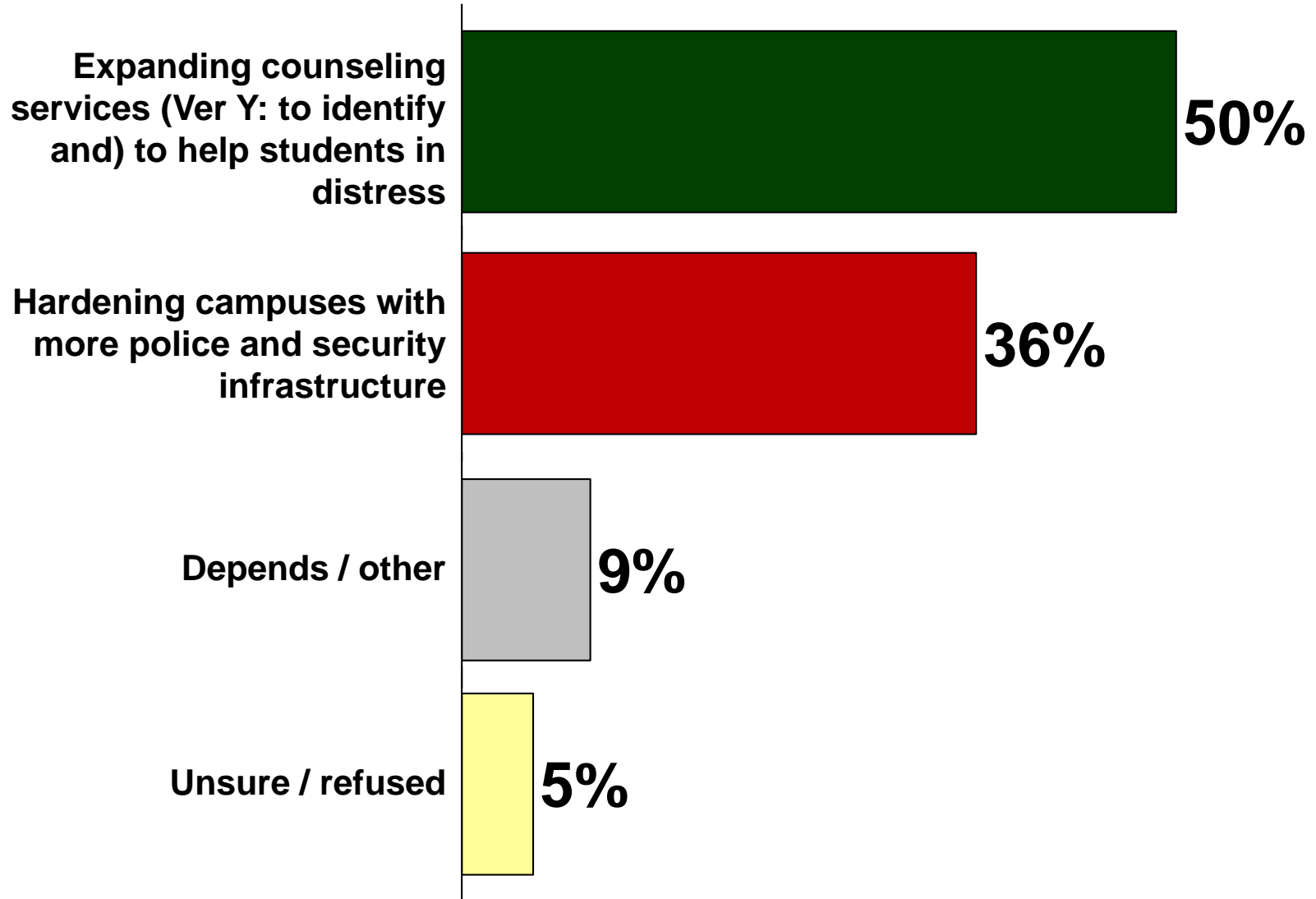
	Q20 - Would you support the hiring of more counselors to identify and help students with suffering from social and emotional issues (Ver Y: if district officials requested more)?					
	Base	Yes / Strongly	TOTAL YES	TOTAL NO	DEPENDS / UNSURE	NET YES
Total	400	54%	76%	18%	7%	58%
Parent	301	56%	78%	16%	6%	61%
Non-Parent	99	48%	69%	23%	8%	45%
RBULLY - Big or somewhat problem in Q11-Q14						
None	103	46%	66%	25%	9%	41%
One	52	50%	69%	19%	12%	50%
Two	70	50%	80%	16%	4%	64%
Three	71	51%	75%	20%	6%	55%
Four	104	69%	86%	11%	4%	75%
One or more	297	57%	79%	15%	6%	63%
Q18 - Satisfaction with what SISD is doing to address bullying?						
Very satisfied	62	63%	81%	15%	5%	66%
Somewhat satisfied	162	54%	76%	18%	6%	58%
TOTAL SATISFIED	224	57%	77%	17%	6%	60%
Somewhat dissatisfied	53	66%	89%	9%	2%	79%
Very dissatisfied	25	52%	64%	24%	12%	40%
TOTAL DISSATISFIED	78	62%	81%	14%	5%	67%
No opinion	46	46%	67%	24%	9%	43%
Unsure / Refused	52	38%	67%	23%	10%	44%
NO OPINION / UNSURE	98	42%	67%	23%	9%	44%

	Q21 - SISD partners with the Stephenville Police Department to have police officers on campus, who are referred to as School Resource Officers. Would you support adding more School Resource Officers to campuses (Ver Y: if district officials requested more)?					
	Base	Yes / Strongly	TOTAL YES	TOTAL NO	DEPENDS / UNSURE	NET YES
Total	400	54%	79%	14%	7%	65%
Parent	301	56%	83%	11%	6%	72%
Non-Parent	99	44%	67%	23%	10%	43%
Schools Very Safe	164	50%	73%	20%	8%	53%
Schools Not Very Safe	236	56%	83%	10%	7%	73%
Q19 - Think SISD has enough law enforcement engagement in schools?						
Yes / Strongly	113	45%	65%	31%	4%	34%
Yes / Somewhat	112	39%	81%	13%	6%	69%
TOTAL YES	225	42%	73%	22%	5%	51%
No / Somewhat	56	71%	95%	2%	4%	93%
No / Strongly	48	94%	94%	0%	6%	94%
TOTAL NO	104	82%	94%	1%	5%	93%
Depends / Other	9	44%	89%	11%	0%	78%
Unsure / Refused	62	48%	73%	8%	19%	65%
DEPENDS / UNSURE	71	48%	75%	8%	17%	66%

	Q22 - SISD partners with the Stephenville Police Department for a K-9 dog program, where a dog capable of smelling drugs and firearms rotates around all the District's campuses. Would you support adding an additional dog to cover more campuses at one time (Ver Y: if district officials requested more)?					
	Base	Yes / Strongly	TOTAL YES	TOTAL NO	DEPENDS / UNSURE	NET YES
Total	400	59%	79%	16%	5%	64%
Parent	301	58%	81%	15%	4%	67%
Non-Parent	99	61%	73%	18%	9%	55%
Schools Very Safe	164	54%	71%	22%	7%	49%
Schools Not Very Safe	236	62%	85%	11%	4%	74%
Q19 - Think SISD has enough law enforcement engagement in schools?						
Yes / Strongly	113	54%	65%	28%	6%	37%
Yes / Somewhat	112	54%	84%	10%	6%	74%
TOTAL YES	225	54%	75%	19%	6%	56%
No / Somewhat	56	63%	93%	5%	2%	88%
No / Strongly	48	81%	92%	8%	0%	83%
TOTAL NO	104	71%	92%	7%	1%	86%
Depends / Other	9	56%	67%	22%	11%	44%
Unsure / Refused	62	55%	76%	16%	8%	60%
DEPENDS / UNSURE	71	55%	75%	17%	8%	58%

HARDENING VS. COUNSELING

Q23. Thinking about school safety in SISD, which one of the following do you think is more important?



HARDENING VS. COUNSELING

	Base	Hardening campuses	Expanding counseling services
Total	400	36%	50%
Parent	301	41%	46%
Non-Parent	99	21%	63%
Central ES	49	51%	39%
Chamberlin ES	81	36%	51%
Hook ES	62	42%	45%
Gilbert IS	67	33%	58%
Henderson JHS	67	30%	61%
Stephenville HS	124	38%	48%
Male / Parent	122	41%	40%
Female / Parent	179	40%	50%
Sch Safety Most Import	103	51%	34%
Other Most Import.	297	30%	56%
Spend more/ strng	135	55%	36%
Spend more/ smwht	112	33%	54%
Don't spend more / unsure	153	21%	61%
Schools Very Safe	164	30%	54%
Schools Not Very Safe	236	40%	47%
Safe	349	33%	53%
Not safe	51	53%	31%

GUARDIAN PROGRAM

Q26. A “guardian program” is a program where teachers, administrators and other school employees volunteer to carry a firearm on campus. Employees must first apply for the program, and then pass a rigorous screening process and training course, in consultation with the police department. Please (listen to / read) the following viewpoints and then (tell me / indicate) which one comes closest to your own.

Some people say arming school employees is a good idea because it acts as a deterrent and as another line of defense, and because we should be doing everything possible to make our schools safer.

Other people say arming school employees is a bad idea because that is not their job, they are not properly trained to handle active shooters, and it can make schools less safe.

73%

**17%
Somewhat**

**55%
Strongly**

Good idea

5%

Unsure / refused

23%

5% Somewhat

**18%
Strongly**

Bad idea

GUARDIAN PROGRAM

Some people say arming school employees is a good idea because it acts as a deterrent and as another line of defense, and because we should be doing everything possible to make our schools safer.

Other people say arming school employees is a bad idea because that is not their job, they are not properly trained to handle active shooters, and it can make schools less safe.

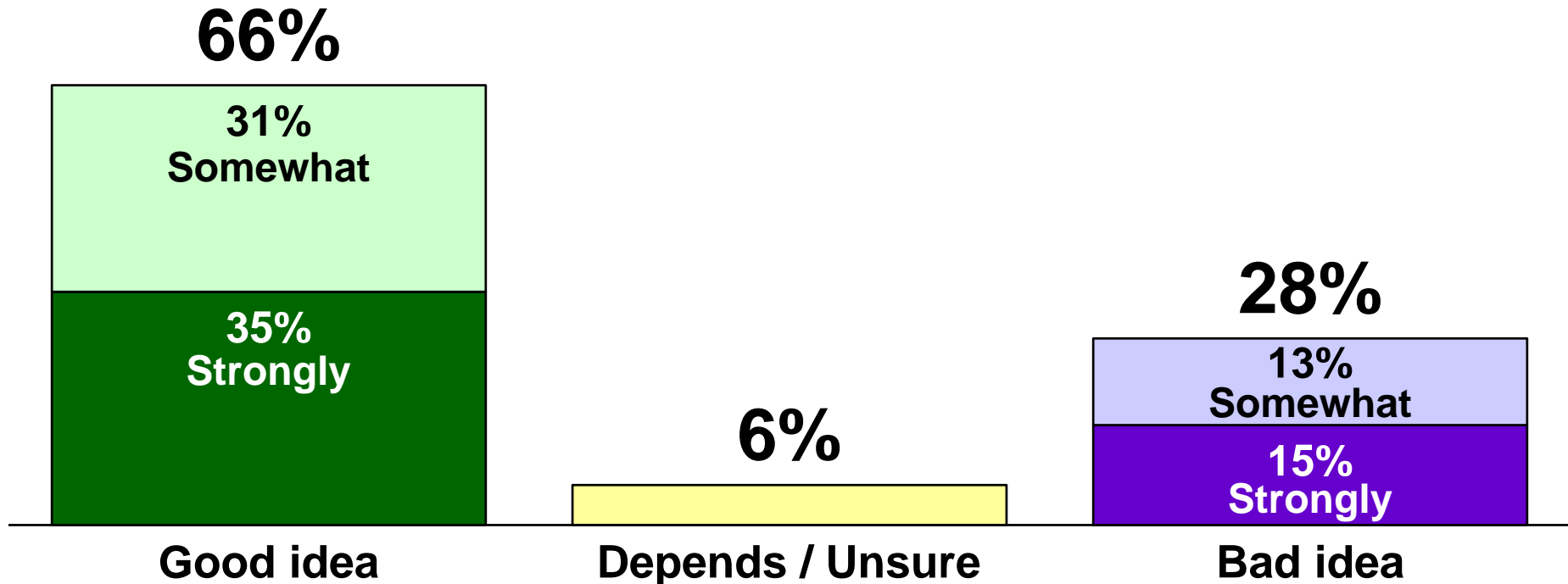
	Base	TOTAL GOOD IDEA	TOTAL BAD IDEA
Total	400	73%	23%
Parent	301	76%	18%
Non-Parent	99	62%	35%
Central ES	49	80%	20%
Chamberlin ES	81	78%	19%
Hook ES	62	76%	16%
Gilbert IS	67	75%	19%
Henderson JHS	67	70%	19%
Stephenville HS	124	74%	20%
Male / Parent	122	75%	19%
Female / Parent	179	77%	18%

METAL DETECTORS

Q27. Please (listen to / read) the following viewpoints and then (tell me / indicate) which one comes closest to your own.

Some people say placing metal detectors in schools is a good idea because it will prevent guns from entering schools and make students feel more secure.

Other people say placing metal detectors in schools is a bad idea because they are expensive and cannot prevent shootings 100%, but rather will just create bottlenecks and wait times for students to enter schools.



METAL DETECTORS

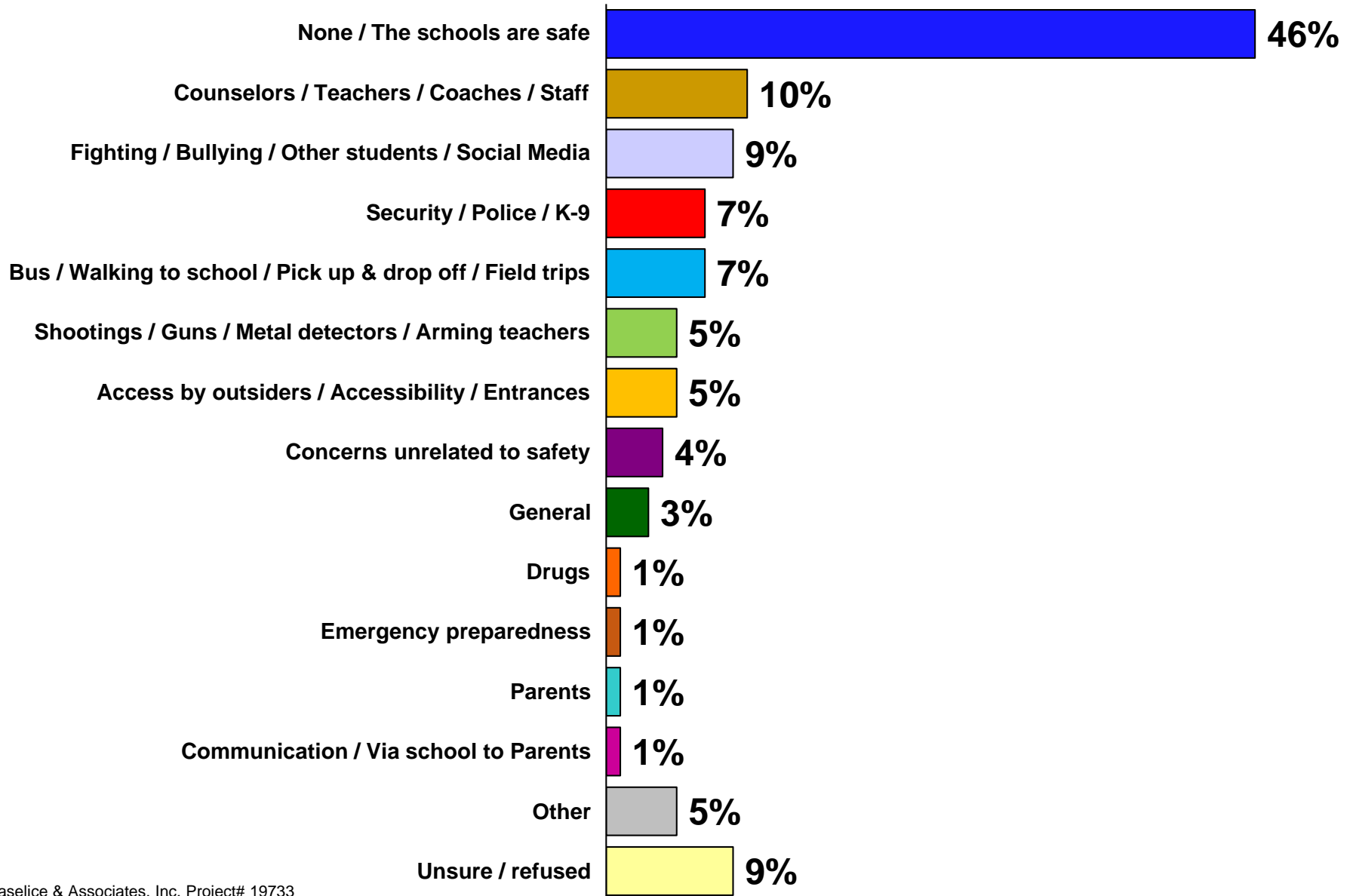
Some people say placing metal detectors in schools is a good idea because it will prevent guns from entering schools and make students feel more secure.

Other people say placing metal detectors in schools is a bad idea because they are expensive and cannot prevent shootings 100%, but rather will just create bottlenecks and wait times for students to enter schools.

	Base	TOTAL GOOD IDEA	TOTAL BAD IDEA
Total	400	66%	28%
Parent	301	69%	26%
Non-Parent	99	59%	35%
Central ES	49	61%	33%
Chamberlin ES	81	70%	20%
Hook ES	62	66%	19%
Gilbert IS	67	69%	25%
Henderson JHS	67	69%	24%
Stephenville HS	124	70%	27%
Male / Parent	122	52%	38%
Female / Parent	179	80%	17%

OTHER CONCERNS OR SUGGESTIONS

Q25. In your own words, (Phone: tell me / Web: indicate) any other concerns or suggestions you have regarding school safety in SISD.



	Base	None / The schools are safe	Access by outsiders / Accessibility / Entrances	Shootings / Guns / Metal detectors / Arming teachers	Emergency preparedness	Fires	Bus / Walking to school / Pick up & drop off / Field trips	Fighting / Bullying / Other students / Social Media	Concerns unrelated to safety	Drugs	Security / Police / K-9	General	Parents	Counselors / Teachers / Coaches / Staff	Communication / Via school to Parents	Other	Unsure / refused
Total	400	46%	5%	5%	1%	0%	7%	9%	4%	1%	7%	3%	1%	10%	1%	5%	9%
Parent	301	44%	6%	4%	1%	0%	8%	10%	4%	1%	8%	3%	1%	10%	1%	5%	9%
Non-Parent	99	53%	1%	6%	2%	1%	3%	8%	3%	2%	6%	3%	2%	9%	0%	2%	10%
Central Elementary School	49	45%	4%	6%	0%	0%	10%	8%	2%	0%	4%	2%	2%	4%	0%	2%	16%
Chamberlin Elementary School	81	51%	5%	2%	0%	0%	6%	11%	2%	0%	7%	1%	0%	7%	0%	6%	11%
Hook Elementary School	62	56%	2%	3%	0%	0%	8%	8%	6%	2%	8%	0%	0%	8%	2%	3%	6%
Gilbert Intermediate School	67	46%	6%	4%	0%	0%	3%	16%	3%	1%	9%	3%	1%	12%	0%	4%	4%
Henderson Junior High School	67	45%	4%	1%	1%	0%	4%	12%	0%	0%	9%	3%	0%	15%	0%	7%	12%
Stephenville High School	124	42%	9%	6%	1%	0%	6%	9%	4%	1%	7%	6%	1%	10%	1%	6%	6%
Male / Parent	122	49%	4%	4%	0%	0%	5%	3%	3%	1%	7%	4%	1%	7%	1%	11%	8%
Female / Parent	179	41%	7%	4%	1%	0%	9%	14%	4%	1%	8%	2%	1%	13%	1%	1%	9%
Sch Safety Most Import	103	43%	10%	8%	1%	0%	12%	9%	0%	0%	9%	3%	0%	10%	1%	1%	11%
Other Most Import.	297	47%	3%	4%	1%	0%	5%	9%	5%	2%	7%	3%	1%	10%	0%	6%	8%
Schools Very Safe	164	52%	1%	3%	0%	0%	7%	10%	5%	1%	9%	1%	2%	9%	1%	2%	9%
Schools Not Very Safe	236	42%	7%	6%	2%	0%	6%	8%	2%	1%	6%	4%	0%	11%	0%	6%	9%