


STATE REPORTED
DATA. ANY
DISCIPLINARY
ACTION THAT
REMOVES
STUDENTS FROM
THEIR
INSTRUCTIONAL
SETTING.



2022-2023 Discipline Data Update

2019 Presentation

DMTSS Interventions Introduced to District

Focus -
Relationships
and Structure

Restorative
Practices

Re-entry circles

CHAMPS/STOIC

Pilot Campuses
Expanded

Universal
Screener

Essential Eight

2019

DAEP Placements

Elementary-31
Middle School-135
High School-215
Total-378

Out of School Suspension

Elementary-85
Middle School-664
High School-742
Total-831

In School Suspension

Elementary-360
Middle School-
1973
High School-1253
Total-3586

2020

*Note-Final Quarter conducted completely virtual

DAEP

Placements

Elementary-13

Middle School-68

High School-125

Total-206

Out of School Suspensions

Elementary-84

Middle School-532

High School-228

Total-844

In School Suspensions

Elementary-208

Middle School-
1542

High School-487

Total-2237

2021

*Large percentage of the district participated a portion or the entire year virtually
DAEP

Placements

Elementary-16

Middle School- 68

High School- 109

Total- 193

Out of School Suspensions

Elementary- 92

Middle School-
307

High School- 204

Total- 603

In School Suspensions

Elementary- 244

Middle School-
1058

High School- 451

Total- 1753

2022

DAEP
Placements

Elementary-36
Middle School-160
High School-333
Total-529

Out of School
Suspension

Elementary-173
Middle School-933
High School-751
Total-1857

In School
Suspension

Elementary-352
Middle School-
2598
High School-1554
Total-4504

2023

DAEP
Placements

Elementary-44
Middle School-250
High School-424
Total-718

Out of School
Suspension

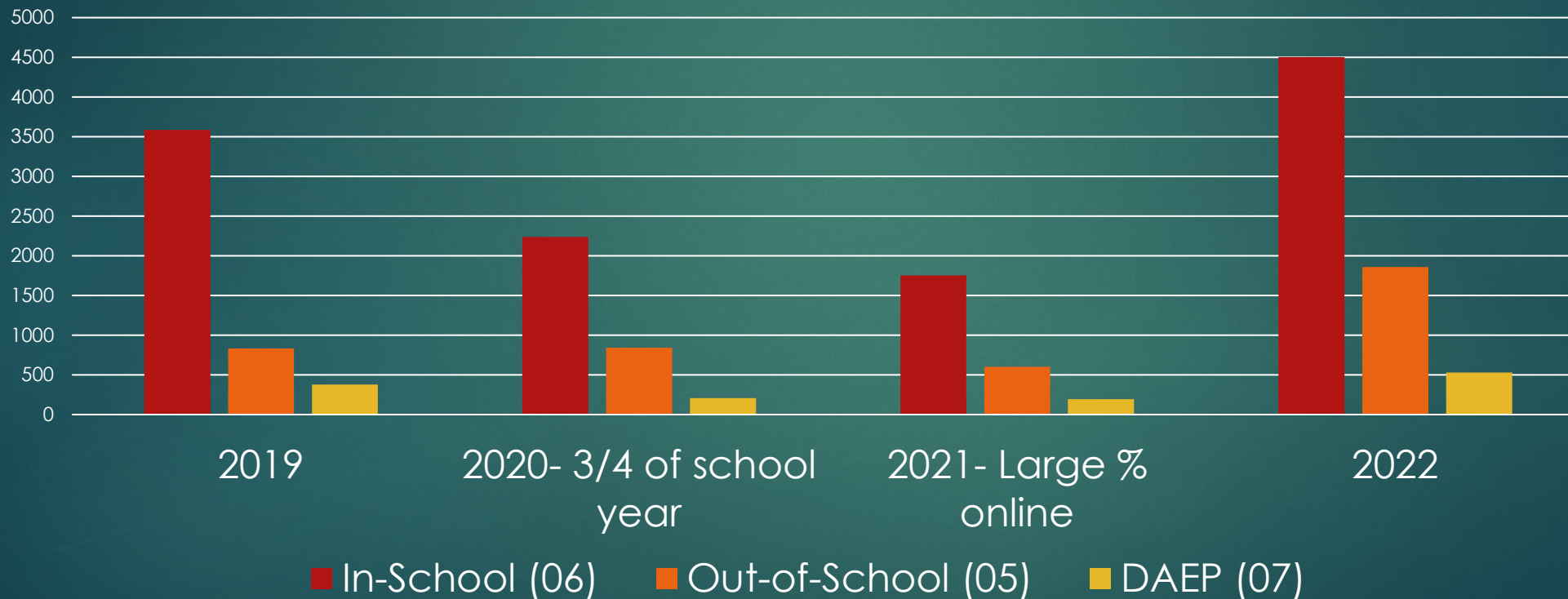
Elementary-187
Middle School-
1230
High School-1364
Total-2781

In School
Suspension

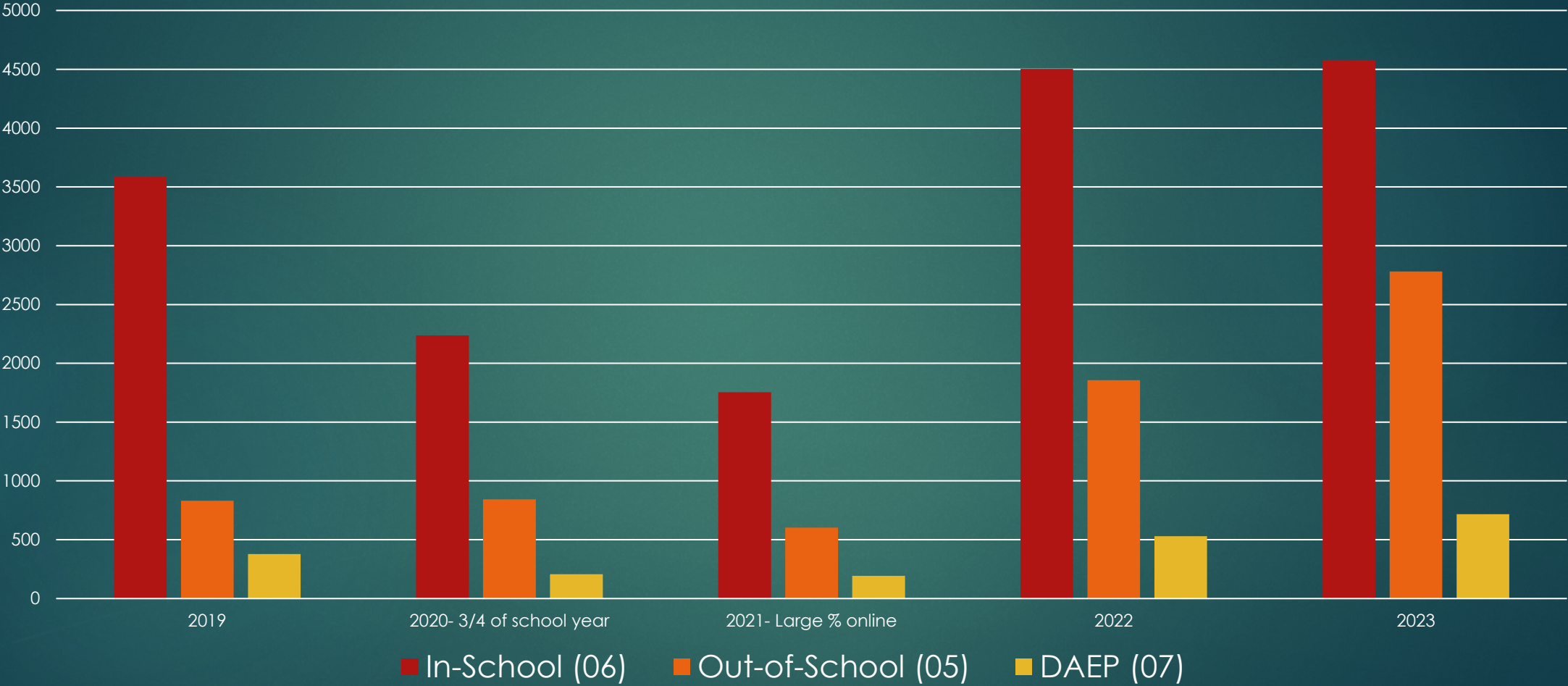
Elementary-364
Middle School-
2828
High School-1387
Total-4579

Visual of Four-Year Comparison

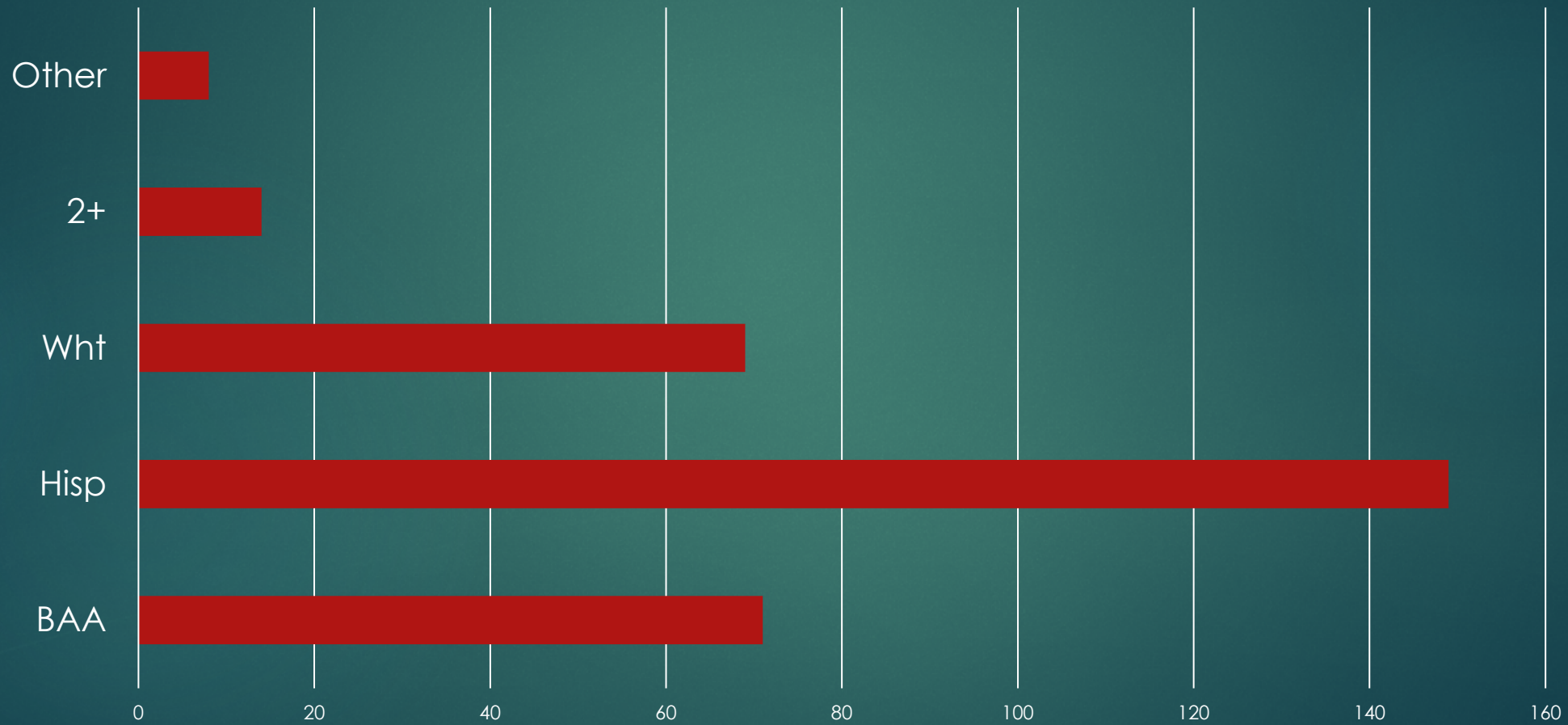
4 Year Comparison



Visual of Five-Year Comparison



Drug and Alcohol DAEP Placements 2022-23



State
reported
data for
2020-2021
(secondary
only).

Secondary Campus	06 - ISS (in-school)	05 - OSS (out-of-school)	07 - DAEP (alt school)
Braswell	139	41	32
Denton	122	33	16
Guyer	74	58	26
Ryan	152	96	51
Calhoun	163	52	10
Crownover	48	24	6
Harpool	77	20	6
McMath	158	23	10
Myers	144	80	13
Navo	125	58	8
Rodriguez	187	32	6
Strickland	153	15	9
Totals	1542	532	193

State
reported
data for
2021-2022
(secondary
only).

Secondary Campus	06 - ISS (in-school)	05 - OSS (out-of-school)	07 - DAEP (alt school)
Braswell	465	196	113
Denton	515	146	66
Guyer	192	176	43
Ryan	382	233	111
Calhoun	198	122	25
Crownover	155	54	5
Harpool	129	16	6
McMath	491	116	31
Myers	308	214	23
Navo	464	177	15
Rodriguez	443	164	38
Strickland	410	70	17
Totals	4152	1684	493

State
reported
data for
2022-2023
(secondary
only).

High School	06 - ISS(in-school)	05- OSS (out-of-school)	07- DAEP (alt school)
Braswell	375	481	139
Denton	489	112	92
Guyer	105	143	42
Ryan	398	351	138
Calhoun	201	107	39
Crownover	212	51	11
Harpool	113	29	5
McMath	462	179	31
Myers	333	219	45
Navo	433	169	26
Rodriguez	566	204	45
Strickland	508	106	48
	4195	2151	661

High School	06 - ISS (in-school)	05 - OSS (out-of-school)	07 - DAEP (alt school)
Braswell	139	41	32
Denton	122	33	16
Guyer	74	58	26
Ryan	152	96	51
	487	228	125

High School
state
reported
data for
2020-2021

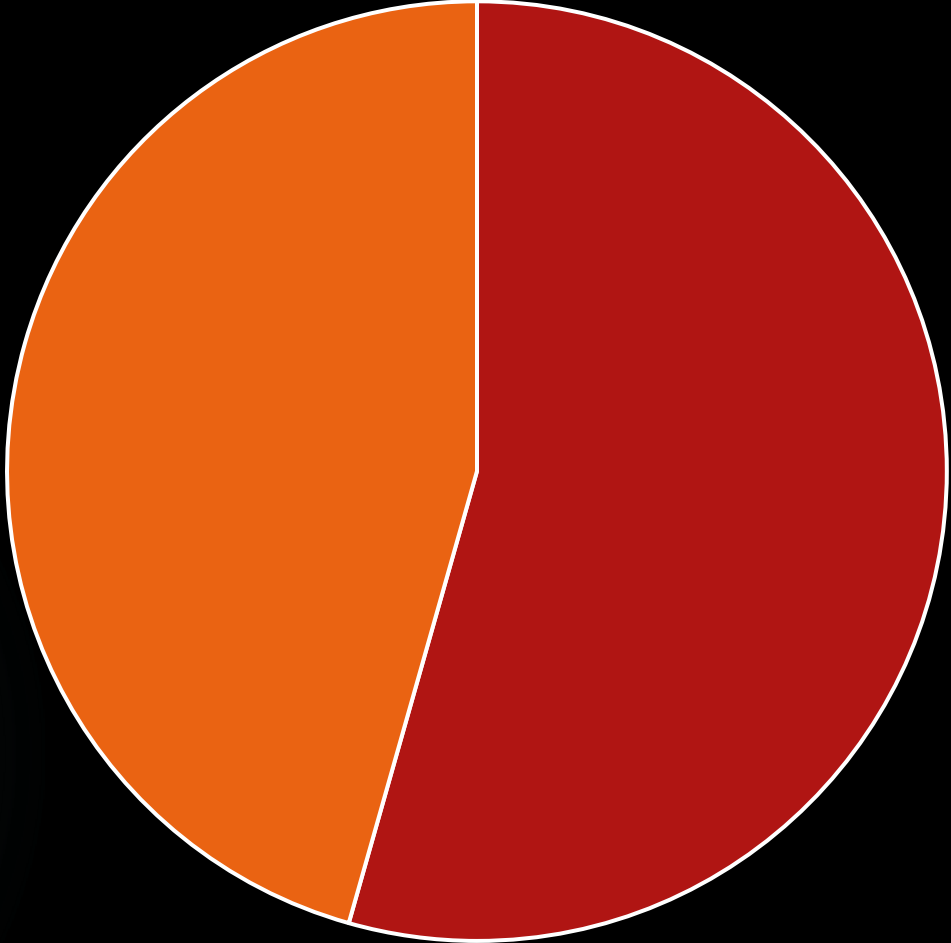
High School	06 - ISS (in-school)	05 - OSS (out-of-school)	07 - DAEP (alt school)
Braswell	465	196	113
Denton	515	146	66
Guyer	192	176	43
Ryan	382	233	111
	1554	751	333

High School
state
reported
data for
2021-2022

High School	06 - ISS(in-school)	05- OSS (out-of-school)	07- DAEP (alt school)
Braswell	375	481	139
Denton	489	112	92
Guyer	105	143	42
Ryan	398	351	138
	1367	1087	411

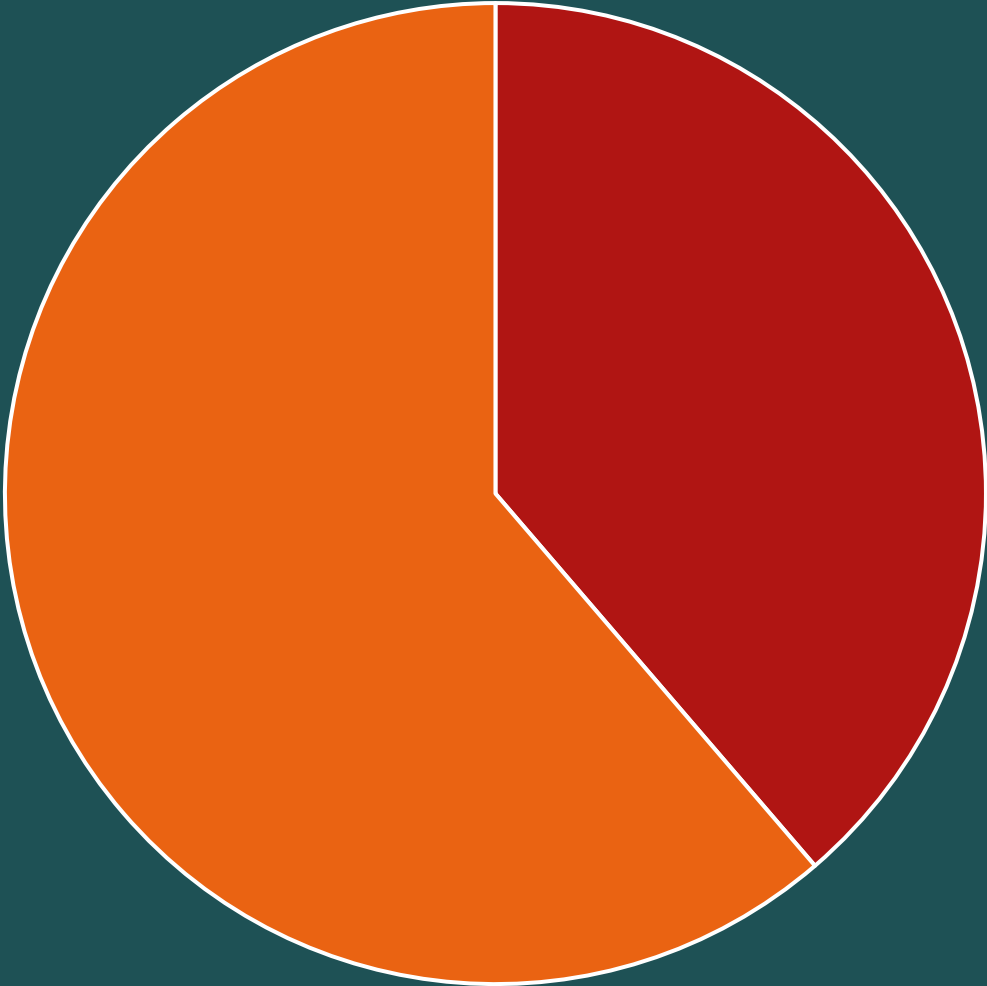
High School
state
reported
data for
2022-2023

HS DAEP Mandatory vs. Discretionary 2020-2021



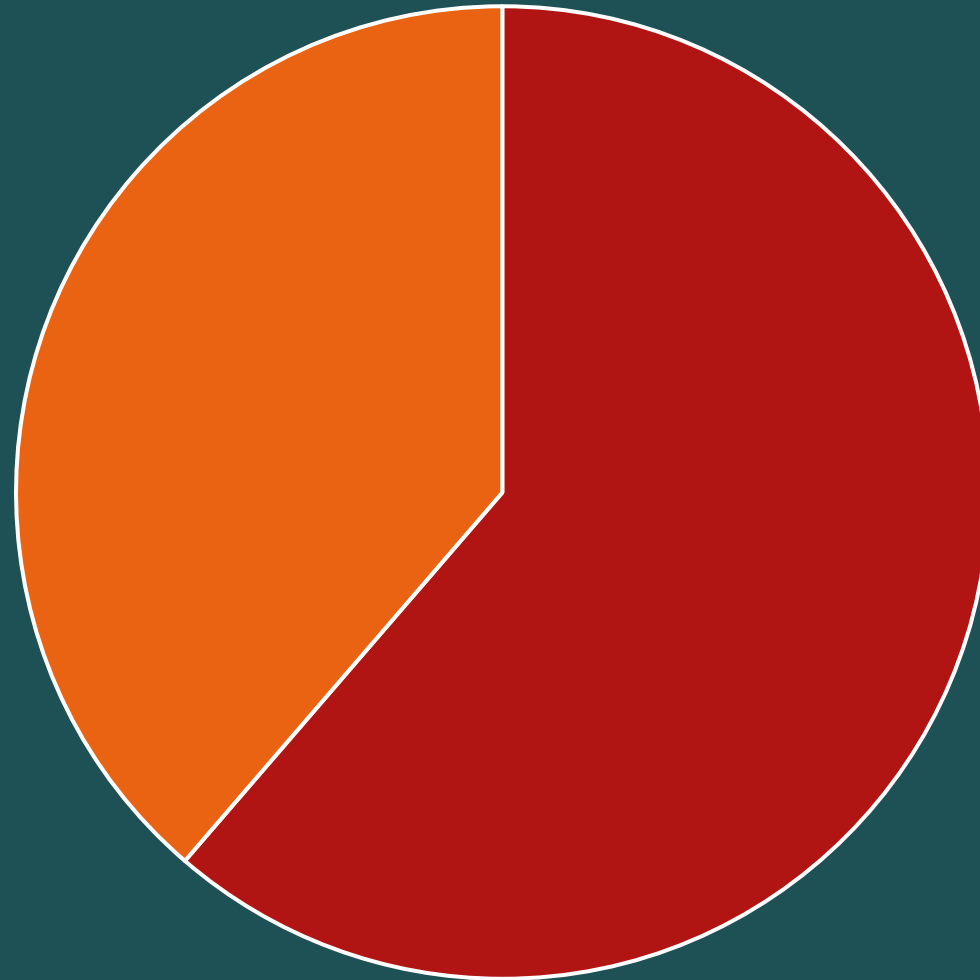
■ Mandatory ■ Discretionary

HS DAEP Mandatory vs. Discretionary 2021-2022



■ Mandatory ■ Discretionary

HS DAEP Mandatory vs. Discretionary 2022-2023



■ Mandatory ■ Discretionary

Middle School	06 - ISS (in-school)	05 - OSS (out-of-school)	07 - DAEP (alt school)
Calhoun	163	52	10
Crownover	48	24	6
Harpool	77	20	6
McMath	158	23	10
Myers	144	80	13
Navo	125	58	8
Rodriguez	187	32	6
Strickland	153	15	9
	1055	304	68

Middle School state reported data for 2020-2021

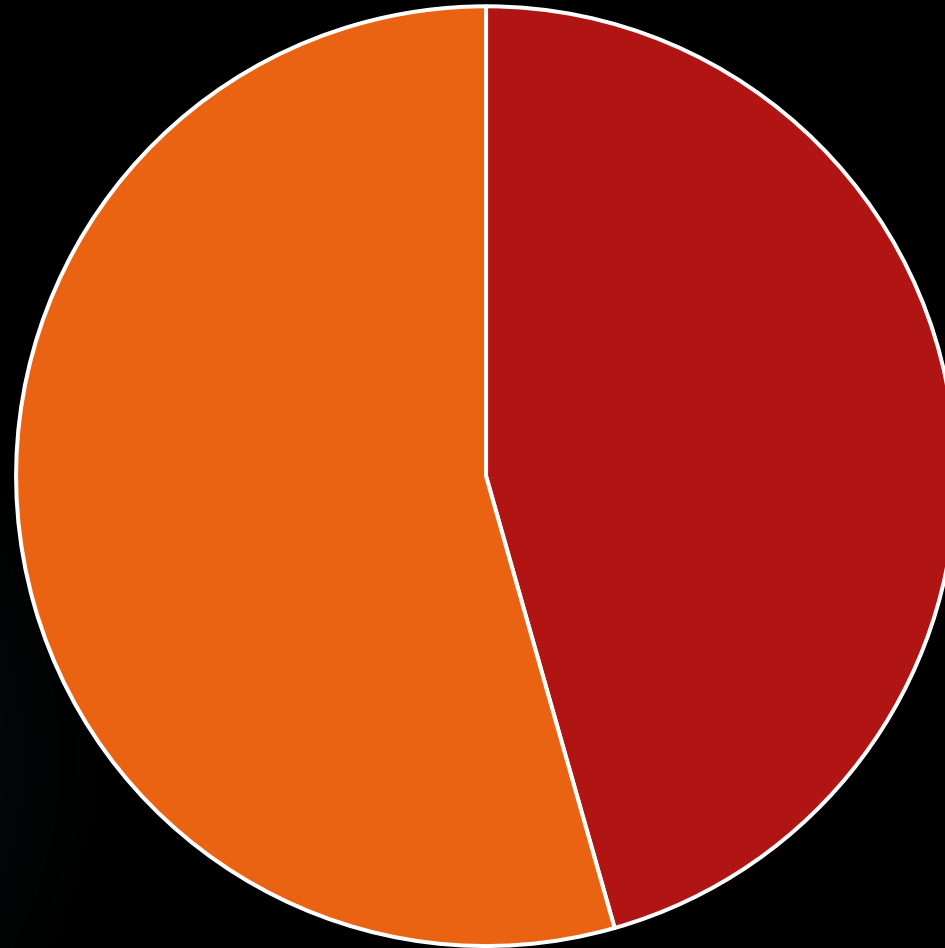
Middle School	06 - ISS (in-school)	05 - OSS (out-of-school)	07 - DAEP (alt school)
Calhoun	198	122	25
Crownover	155	54	5
Harpool	129	16	6
McMath	491	116	31
Myers	308	214	23
Navo	464	177	15
Rodriguez	443	164	38
Strickland	410	70	17
	2598	933	160

Middle School state reported data for 2021-2022

Middle School	06 - ISS (in-school)	05- OSS (out-of-school)	07- DAEP (alt school)
Calhoun	201	107	39
Crownover	212	51	11
Harpool	113	29	5
McMath	462	179	31
Myers	333	219	45
Navo	433	169	26
Rodriguez	566	204	45
Strickland	508	106	48
	2828	1064	250

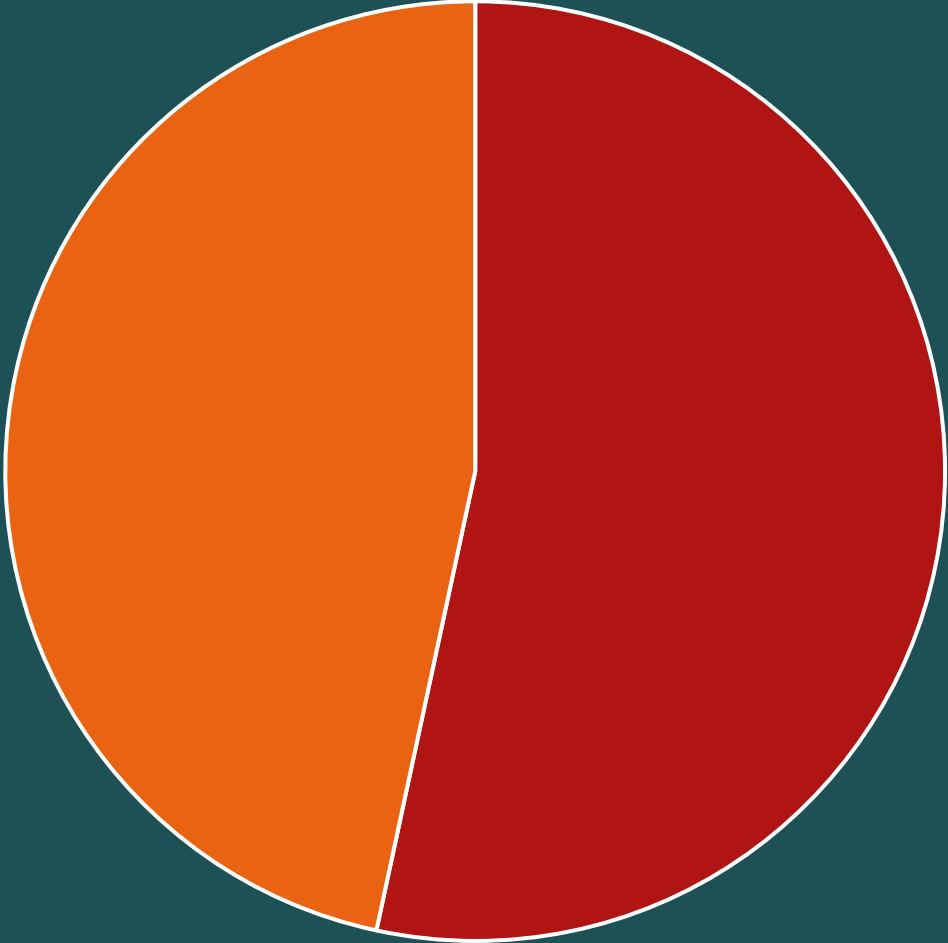
Middle School state reported data for 2022-2023

MS DAEP Mandatory vs. Discretionary 2020-2021



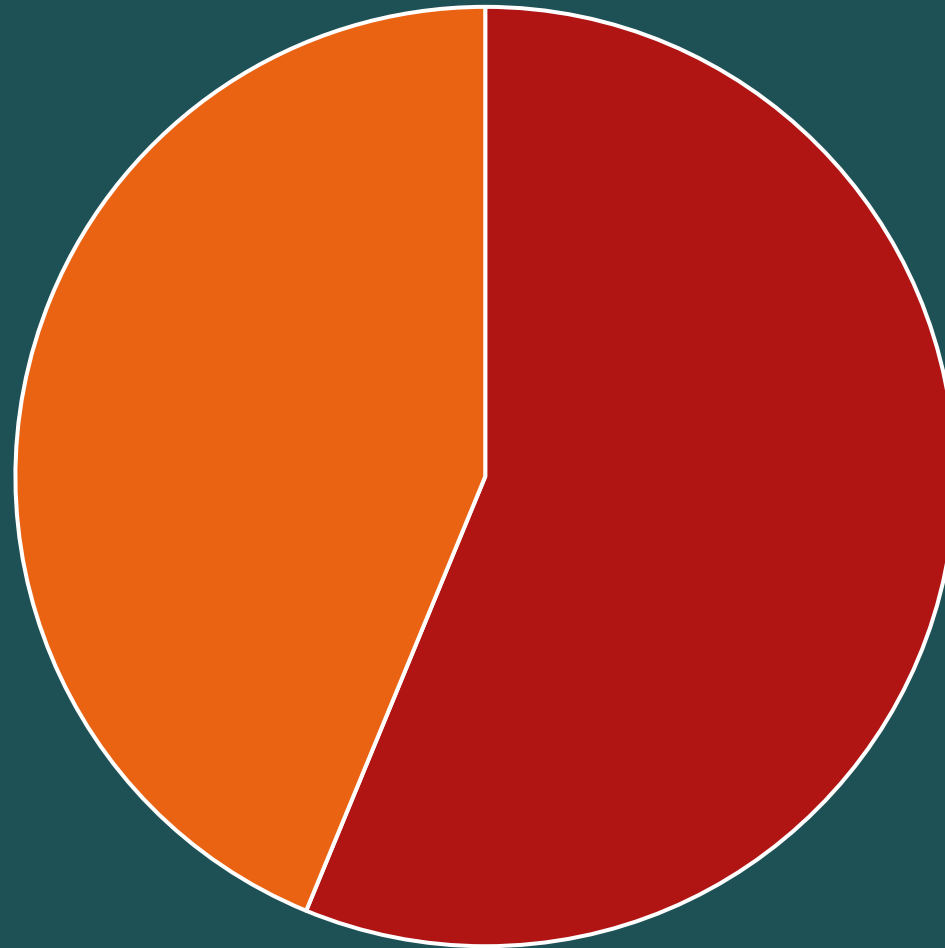
■ Mandatory ■ Discretionary

MS DAEP Mandatory vs. Discretionary 2021-2022



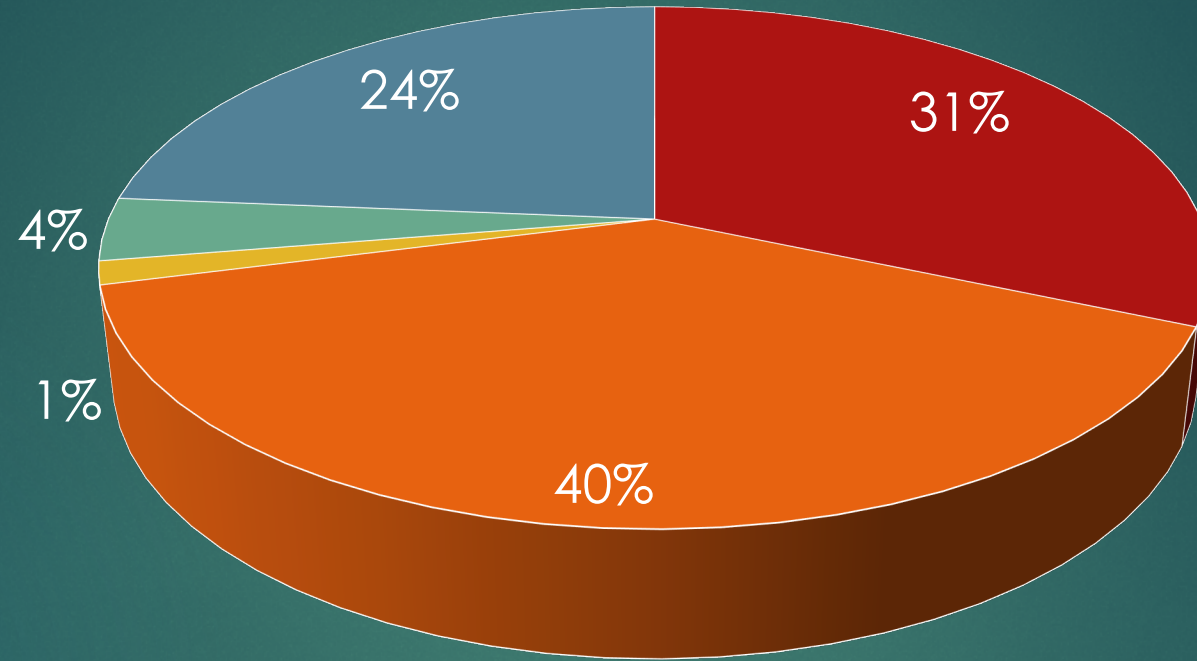
■ Mandatory ■ Discretionary

MS DAEP Mandatory vs. Discretionary 2022-2023



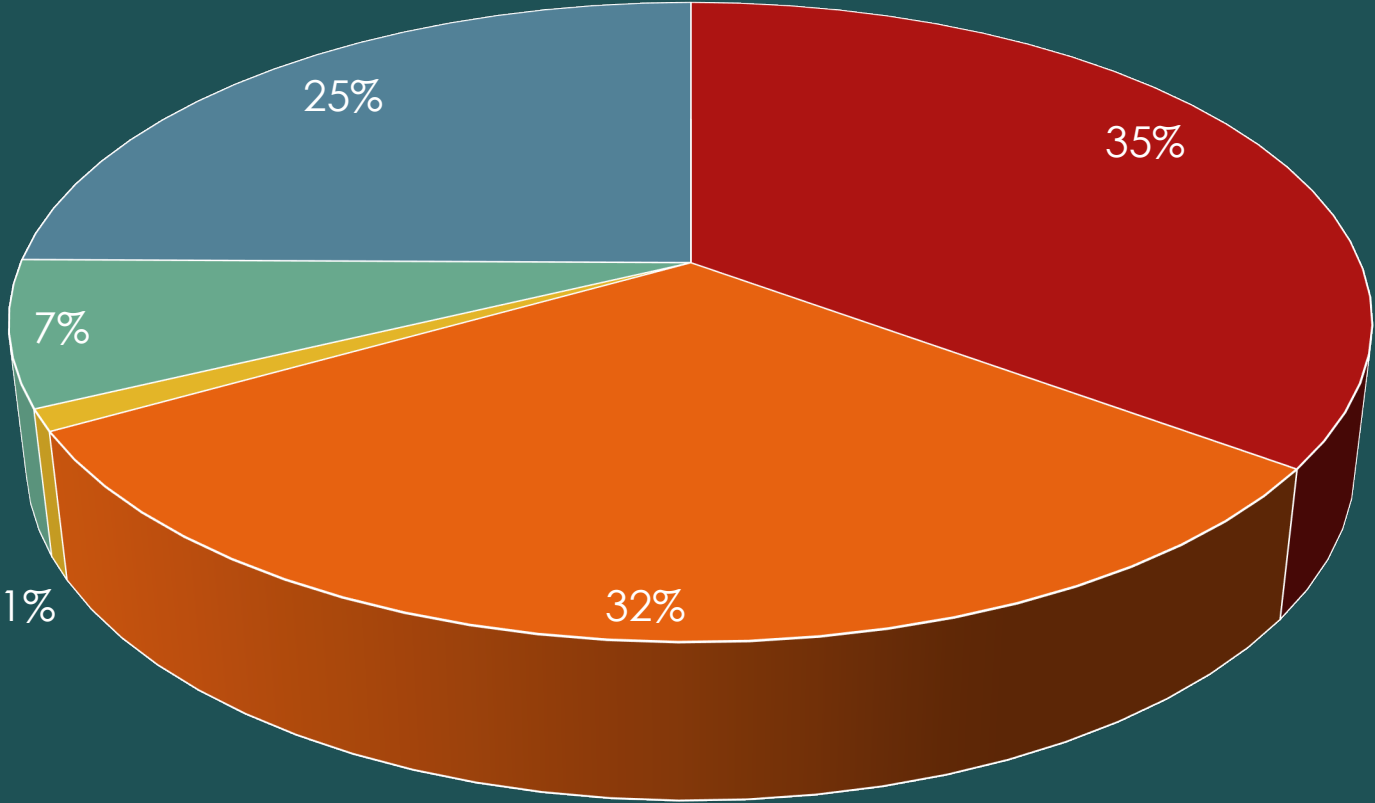
■ Mandatory ■ Discretionary

Comprehensive HS In-School Suspensions (06's) 2020-2021



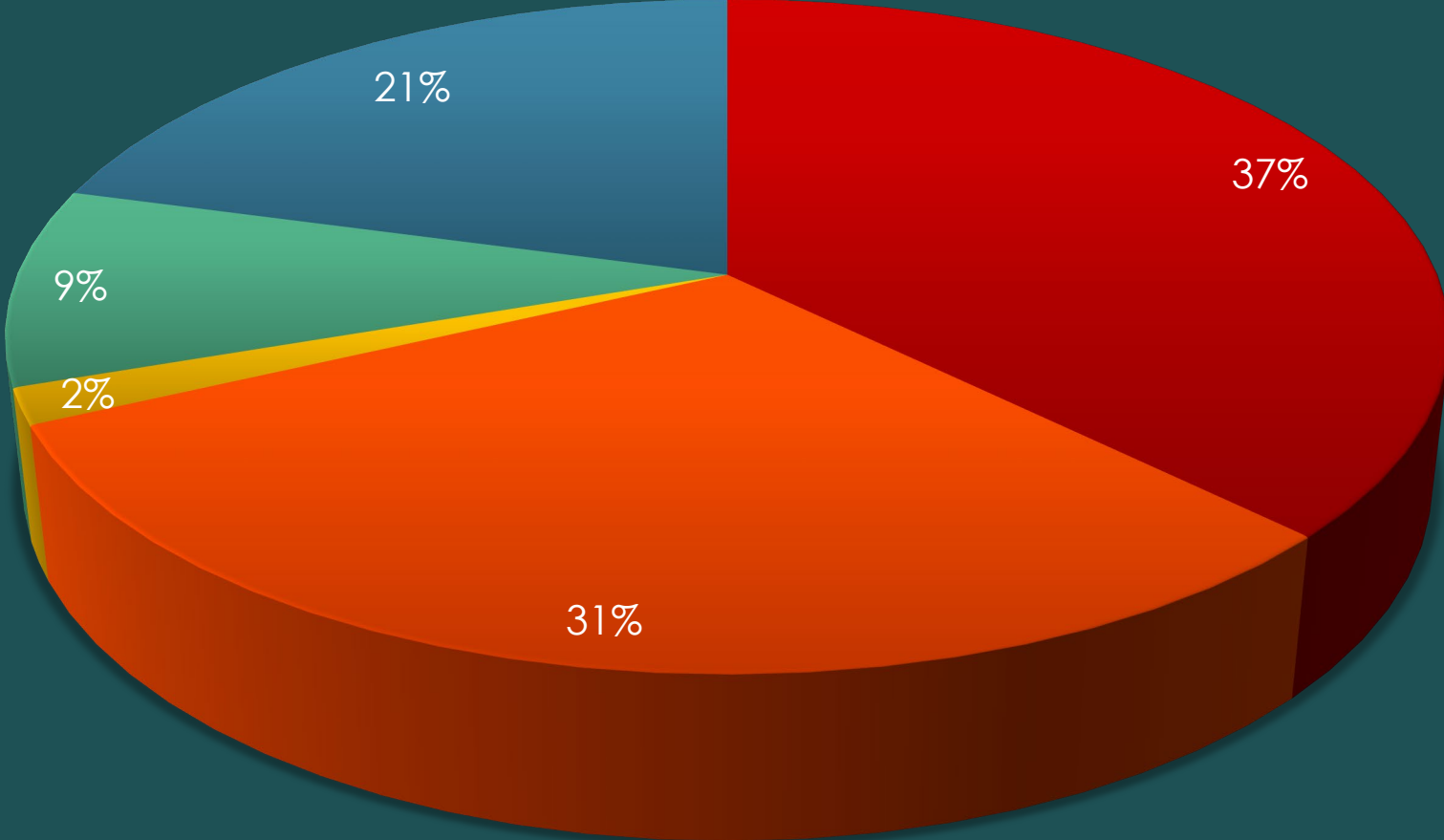
- Black or African American
- Hispanic or Latino
- Other
- Two or More Races
- White

Comprehensive HS In-School Suspensions (06's) 2021-2022



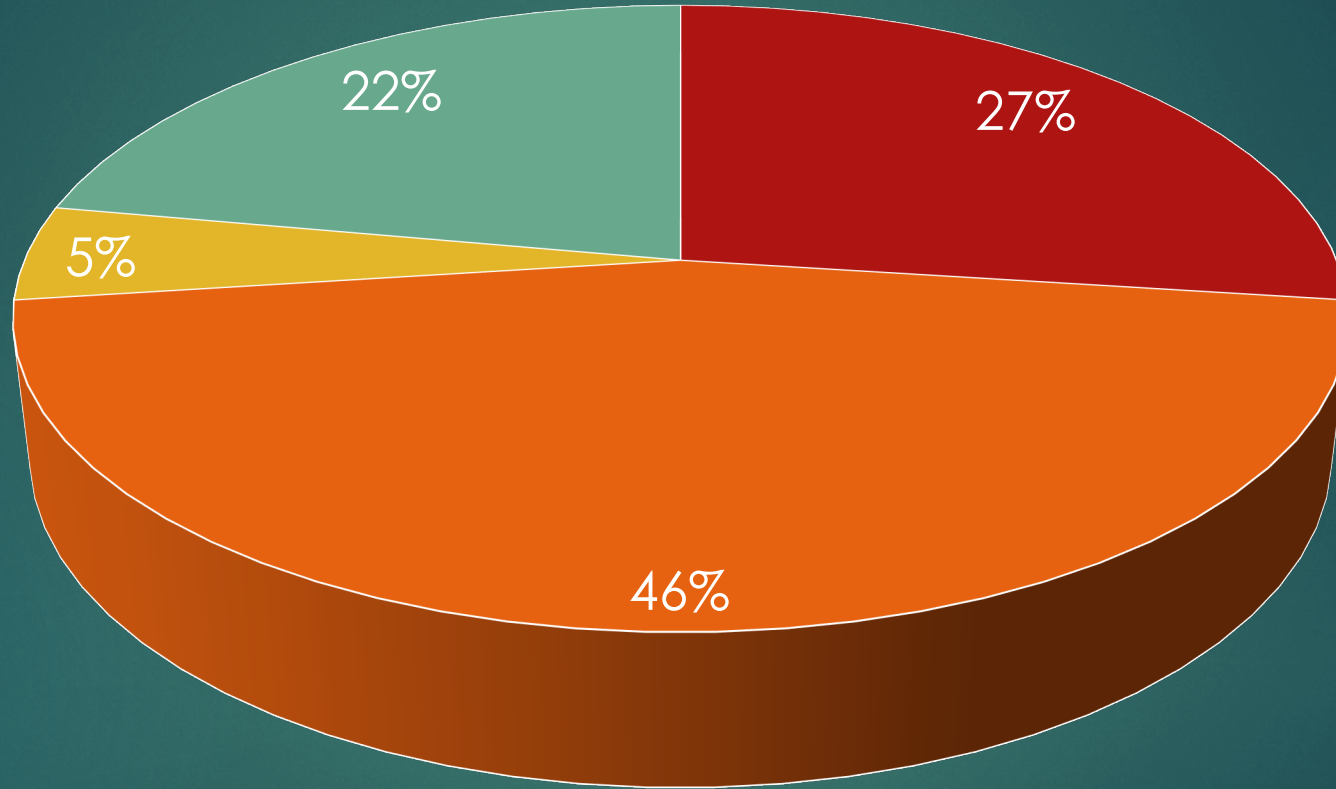
■ Black or African American ■ Hispanic or Latino ■ Other ■ Two or More Races ■ White

Comprehensive HS In-School Suspensions (06's) 2022-2023



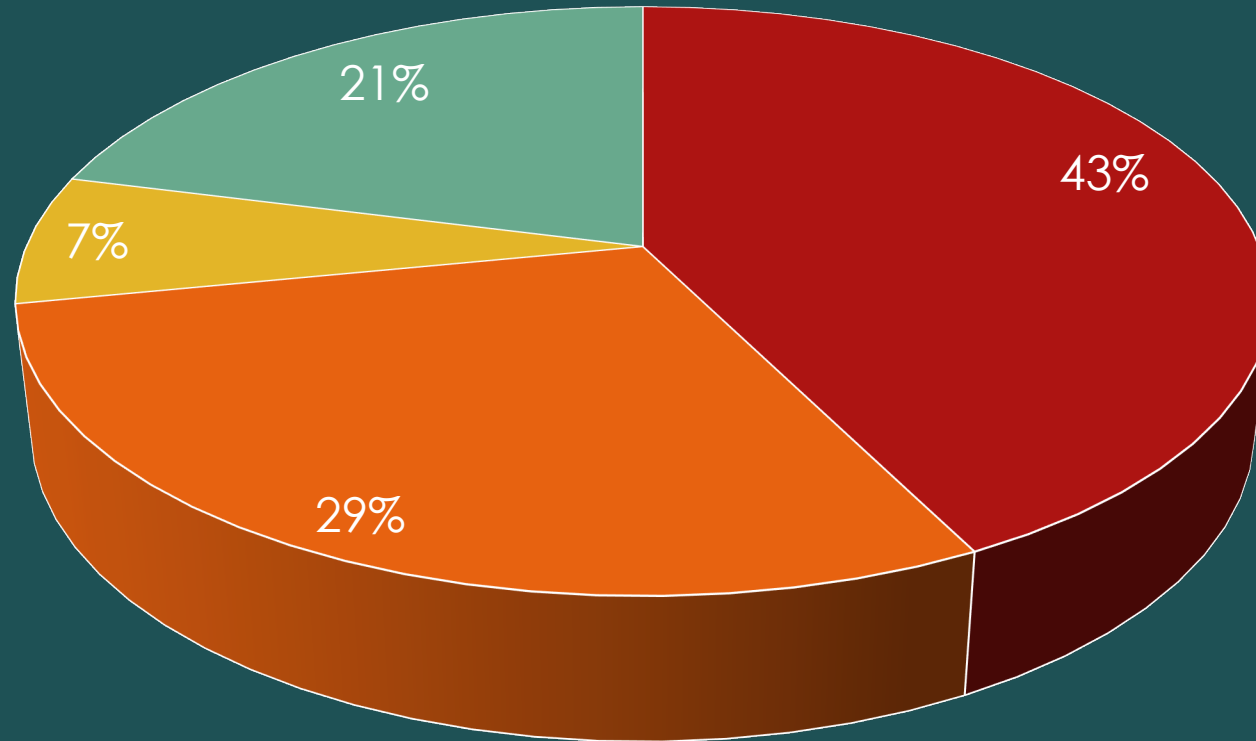
■ Black or African American ■ Hispanic or Latino ■ Other ■ Two or More Races ■ White

Comprehensive HS DAEP Placements (07's) 2020-2021



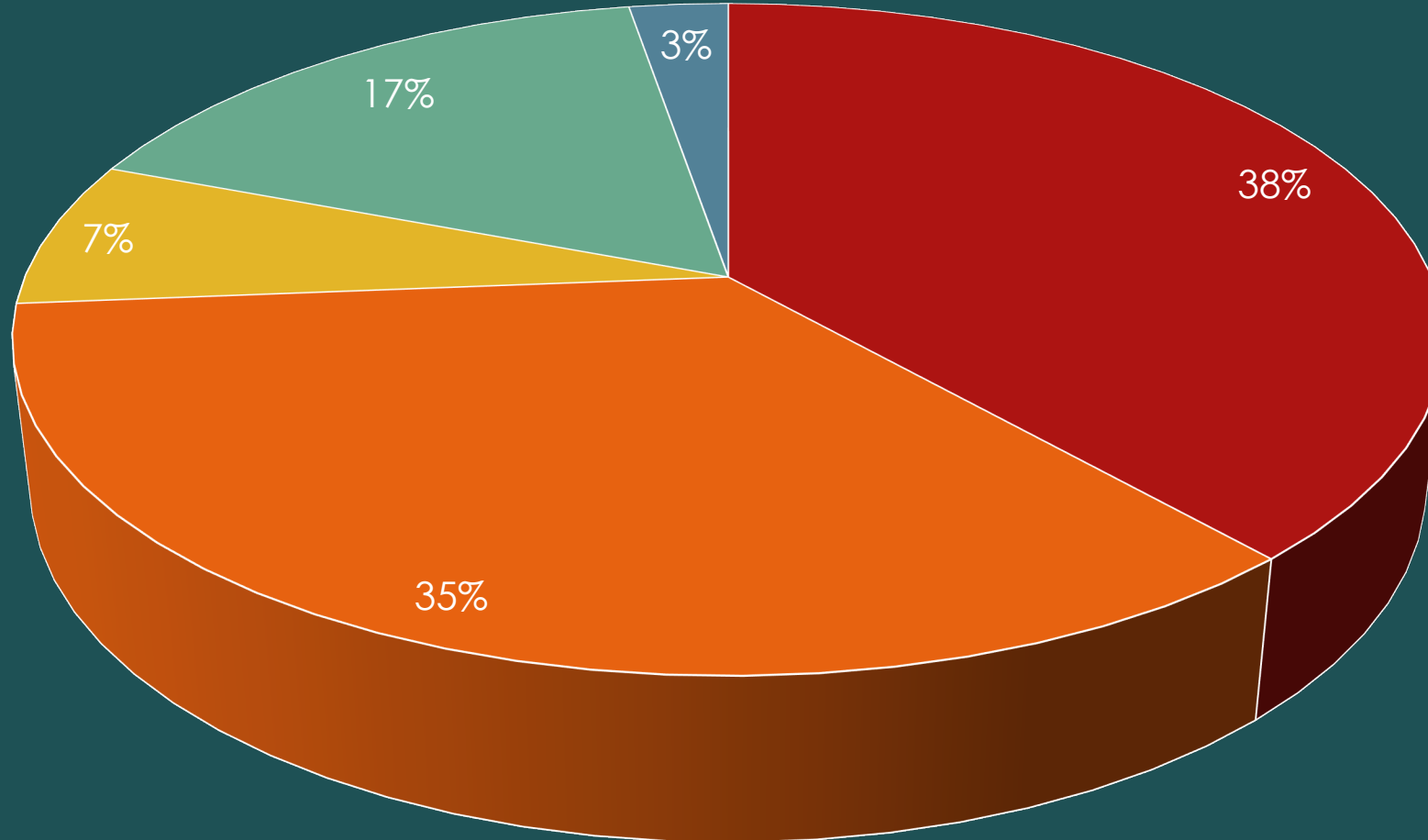
■ Black or African American ■ Hispanic or Latino ■ Two or More Races ■ White

Comprehensive HS DAEP Placements (07's) 2021-2022



■ Black or African American ■ Hispanic or Latino
■ Two or More Races ■ White

Comprehensive HS DAEP Placements (07's) 2022-2023



■ Black or African American ■ Hispanic or Latino ■ Two or More Races ■ White ■ Other

DMTSS Interventions Since 2019

Individual Transition Plans from DAEP to the student's home campus

Student and Family Counseling Option, Wilson Restorative Action Plan (WRAP)

Staggered Transition Periods at the Secondary Level

Develop a Dashboard to inform campus DAEP decisions

Additional Three Social Workers, Coordinator of Counseling Services, and Coordinator of Social and Emotional Learning

Next Steps

Locally and nationally the COVID learning curve is impacting students academically and behaviorally. Fortunately, as a district we have established the Denton Multi-Tiered Support System as noted in the presentation.

Our district has created a system of interventions beginning in the 2019 school year. Each campus and the Academic Programs Team continues to refine this process. Staff received training in a new in take procedure design to align the criteria for Davis School Placements across the district.