



Brownsville Independent School District

Agenda Category: Conference Presentation

Board of Education Meeting: 05/06/2025

Item Title: Quarterly Investment Report

X Action
Information
Discussion

BACKGROUND:

Brownsville Independent School District Quarterly Investment Report for the period ended March 31, 2025 with total cash in checking accounts of \$3,361,309.70 and total investments of \$260,859,417.74 for a total cash and investments of \$264,220,727.44. Quarterly interest earned of \$1,730,861.25 and year to date earnings of \$8,786,655.72.

Mary D. Garza

Mary D. Garza

Submitted by: Principal/Program Director

Approved for Submission to Board of Education:

Alejandro Cespedes

Recommended by: Asst. Supt./CFO

Alex Cespedes
Alejandro Cespedes

Approved by: Chief Financial Officer


Jesus H. Chavez

Dr. Jesus H. Chavez
Superintendent

Brownsville Independent School District

Quarterly Investment Report

Fiscal Year 2025
Quarter Ending March 31, 2025



May 6, 2025

Prepared by
Chief Financial Officer



Brownsville Independent School District

1900 Price Road – Suite 305 Brownsville, Texas 78521-2417 (956) 698-0003 Fax: (956) 982-0669

To: Dr. Jesus H. Chavez
Superintendent of Schools

From: Alejandro Cespedes *AC*
Chief Financial Officer

Date: May 6, 2025

Re: Quarterly Investment Report

The following is the Quarterly Investment Report indicating the position of the Brownsville Independent School District for the period ended March 31, 2025. All of the District's funds have been invested in legally authorized and secured funds in accordance with CDA Legal and Local policies.

The objective of the District's investment portfolio has been safety, investment liquidity, and maturity sufficient to meet anticipated cash flow requirements. The District's investment portfolio includes that the dollar weighted average maturity for Certificates of Deposit is 365 days and the weighted average yield is 4.19%. and for PNC Institutional Asset management is 560 days and the weighted average yield is 3.74%.

The average quarterly yields for the following invested funds are:

♦ Lone Star Corporate Plus Overnight Fund	4.53%
♦ MBIA Texas Class Investment Pool	4.49%
♦ TEXPOOL Investment Service	4.36%
♦ TEXAS TERM Daily	4.38%
♦ TEXAS TERM Fixed	4.46%

In comparison, the Treasury Bill Ask Yield Rate on March 31, 2025 for 3 months was 4.21% and for 6 months was 4.08%, the Secured Overnight Financing Rate (SOFR) for 3 months was 4.35% and for 6 months was 4.55%.

Federal interest rates at the end of this quarter are lower than last year. The Federal Reserve held interest rates unchanged at its March meeting, while noting its expectations for lower growth and higher inflation going forward. We are monitoring the market and managing the District's funds in an active approach to maximize interest income. In a constant effort to minimize risk, the District continues to diversify its investment portfolio to a ratio of rate of return per instrument, to balance held per instrument. This diversification is monitored daily and the recommended increases/decreases to the instruments are made.

***BISD does not discriminate on basis of race, color, national origin, sex, religion, age or disability in employment or provision of services, programs or activities.
BISD no discrimina a base de raza, color, origen nacional, sexo, religión, edad, discapacidad o información genética en el empleo o en la provisión de servicios, programas o actividades.***

TABLE OF CONTENTS

Investment Activity Report	1-2
Interest Rate Report	3
Texas Term Fixed	4
Certificates of Deposit	5-6
PNC Institutional Asset Management.....	7
Aging of Cash and Investments.....	8
Current Year Interest Rate Comparison	9
Two-Year Interest Rate Comparison.....	10

INVESTMENT ACTIVITY REPORT

FOR THE QUARTER ENDING March 31, 2025

LONE STAR CORPORATE OVERNIGHT PLUS FUND

Fund Name	Beginning Book Value	Additions /Withdrawals	Ending Book Value	Beginning Mrkt Value	Additions /Withdrawals	Ending Mrkt Value	Ending Book Value to Ending Mrkt Value	Interest Earned
General Fund	\$ 52,802,335.69	\$ (8,749,062.82)	\$ 44,053,272.87	\$ 52,812,757.96	\$ (8,757,393.66)	\$ 44,055,364.30	\$ 2,091.43	\$ 397,117.61
Debt Service	1,657,480.77	11,268,584.67	12,926,065.44	1,657,807.93	11,268,871.18	12,926,679.11	613.67	82,092.93
Gross Payroll	2,189,734.29	(2,175,228.95)	14,505.34	2,190,166.51	(2,175,660.48)	14,506.03	0.69	-
Worker's Comp	466,486.29	(344,620.24)	121,866.05	466,578.37	(344,706.53)	121,871.84	5.79	3,379.76
Self Ins UHC	23,777.82	(23,485.39)	292.43	23,782.51	(23,490.07)	292.44	0.01	615.96
Total	\$ 57,139,814.86	\$ (23,812.73)	\$ 57,116,002.13	\$ 57,151,093.28	\$ (32,379.56)	\$ 57,118,713.72	\$ 2,711.59	\$ 483,206.26

MBIA TEXAS CLASS INVESTMENT POOL

General Fund	\$ 56,376,764.96	(10,827,071.41)	\$ 45,549,693.55	\$ 56,376,764.96	\$ (10,827,071.41)	\$ 45,549,693.55	\$ -	\$ 700,202.29
Debt Service	-	-	-	-	-	-	-	-
Gross Payroll	-	6,650,097.01	6,650,097.01	-	6,650,097.01	6,650,097.01	-	-
Worker's Comp	89,600.23	997.88	90,598.11	89,600.23	997.88	90,598.11	-	997.88
Self Insurance	-	-	-	-	-	-	-	-
Total	\$ 56,466,365.19	\$ (4,175,976.52)	\$ 52,290,388.67	\$ 56,466,365.19	\$ (4,175,976.52)	\$ 52,290,388.67	\$ -	\$ 701,200.17

TEXPOOL INVESTMENT SERVICE

General Fund	\$ 665,490.78	\$ 7,181.49	\$ 672,672.27	\$ 665,490.78	\$ 7,181.49	\$ 672,672.27	\$ -	\$ 7,181.49
Total	\$ 665,490.78	\$ 7,181.49	\$ 672,672.27	\$ 665,490.78	\$ 7,181.49	\$ 672,672.27	\$ -	\$ 7,181.49

TEXAS TERM DAILY

General Fund	\$ 25,097.86	\$ (23,778.89)	\$ 1,318.97	\$ 25,097.86	\$ (23,778.89)	\$ 1,318.97	\$ -	\$ 9,190.97
Debt Service	11,541.76	(7,754.92)	3,786.84	11,541.76	(7,754.92)	3,786.84	-	3,531.33
Worker's Comp	196.12	2.12	198.24	196.12	2.12	198.24	-	2.12
Total	\$ 36,835.74	\$ (31,531.69)	\$ 5,304.05	\$ 36,835.74	\$ (31,531.69)	\$ 5,304.05	\$ -	\$ 12,724.42

TEXAS TERM FIXED (A)

General Fund	\$ 119,254,000.00	\$ 486,000.00	\$ 119,740,000.00	\$ 119,254,000.00	\$ 486,000.00	\$ 119,740,000.00	\$ -	\$ 453,030.14
Debt Service	5,680,000.00	72,000.00	5,752,000.00	5,680,000.00	72,000.00	5,752,000.00	-	60,713.75
Total	\$ 124,934,000.00	\$ 558,000.00	\$ 125,492,000.00	\$ 124,934,000.00	\$ 558,000.00	\$ 125,492,000.00	\$ -	\$ 513,743.89

INVESTMENT ACTIVITY REPORT

FOR THE QUARTER ENDING March 31, 2025

CERTIFICATES OF DEPOSIT (B)

Fund Name	Beginning Book Value	Additions /Withdrawals	Ending Book Value	Beginning Mrkt Value	Additions /Withdrawals	Ending Mrkt Value	Ending Book Value to Ending Mrkt Value	Interest Earned
Total	\$ 8,000,000.00	\$ -	\$ 8,000,000.00	\$ 8,000,000.00	\$ -	\$ 8,000,000.00	\$ -	\$ -

PNC INSTITUTIONAL ASSET MANAGEMENT (C)

Total	\$ 17,283,050.62	\$ -	\$ 17,283,050.62	\$ 17,240,030.94	\$ 242,393.30	\$ 17,482,424.24	\$ 199,373.62	\$ -
Total Investments	\$ 264,525,557.19	\$ (3,666,139.45)	\$ 260,859,417.74	\$ 264,493,815.93	\$ (3,432,312.98)	\$ 261,061,502.95	\$ 202,085.21	\$ 1,718,056.23

LONE STAR NATIONAL BANK ACCOUNTS


Checking	4,064,375.88	(703,066.18)	3,361,309.70	4,064,375.88	(703,066.18)	3,361,309.70	-	12,805.02
Total	\$ 4,064,375.88	\$ (703,066.18)	\$ 3,361,309.70	\$ 4,064,375.88	\$ (703,066.18)	\$ 3,361,309.70	\$ -	\$ 12,805.02

Total Cash &

Investments	\$ 268,589,933.07	\$ (4,369,205.63)	\$ 264,220,727.44	\$ 268,558,191.81	\$ (4,135,379.16)	\$ 264,422,812.65	\$ 202,085.21	\$ 1,730,861.25
-------------	-------------------	-------------------	-------------------	-------------------	-------------------	-------------------	---------------	-----------------

The investment portfolio of the District is in compliance as it relates to the District's investment strategy expressed in the District's investment policy and relevant provisions of the law.

Brownsville Independent School District authorized investment officers:


Alejandro Cespedes
Chief Financial Officer


Mary D. Garza
Director of Finance
Budget & Payroll


Conrado Vega
Finance Coordinator


Teresa E. Ramirez
Finance Coordinator


Catherine Garcia
Accountant

BROWNSVILLE INDEPENDENT SCHOOL DISTRICT
INTEREST RATE REPORT
FOR THE QUARTER ENDING March 31, 2025

<u>Month Ending</u>	<u>LONE STAR INVESTMENT POOL Corp Plus Overnight</u>	<u>Texas CLASS Fund INVESTMENT Pool</u>	<u>TEXPOOL INVESTMENT Pool</u>	<u>TEXAS TERM INVESTMENT POOL Daily</u>	<u>TEXAS TERM INVESTMENT POOL Term</u>	<u>CERTIFICATES OF DEPOSIT Several Banks</u>	<u>PNC INVESTMENT Pool</u>
January	4.59%	4.54%	4.39%	4.41%	4.49%	4.19%	3.56%
February	4.52%	4.49%	4.36%	4.37%	4.45%	4.19%	3.60%
March	4.49%	4.44%	4.33%	4.35%	4.45%	4.19%	3.67%
Average	4.53%	4.49%	4.36%	4.38%	4.46%	4.19%	3.61%

BROWNSVILLE INDEPENDENT SCHOOL DISTRICT
TEXAS TERM FIXED (A)
FOR THE PERIOD ENDING March 31, 2025

Purchase Date	Fund	Purchased Amount	Rate	Days Held	Maturity Date
11/21/24	General	20,334,000.00	4.57%	151	04/21/25
12/18/24	General	32,420,000.00	4.47%	204	07/10/25
11/05/24	General	4,000,000.00	4.41%	269	08/01/25
10/11/24	General	10,000,000.00	4.39%	299	08/06/25
01/13/25	General	12,671,000.00	4.37%	210	08/11/25
11/05/24	General	20,000,000.00	4.44%	360	10/31/25
02/06/25	General	20,315,000.00	4.39%	272	11/05/25
02/19/25	Debt Service	5,752,000.00	4.43%	175	08/13/25
		<u>\$ 125,492,000.00</u>			

BROWNSVILLE INDEPENDENT SCHOOL DISTRICT
CERTIFICATES OF DEPOSIT (B)
FOR THE PERIOD ENDING March 31, 2025

Purchase			Purchased		Days	Maturity
Date	Fund	Bank	Amount	Rate	Held	Date
11/06/24	General	Plains Commerce Bank, SD	\$ 239,000.00	4.250%	365	11/06/25
11/06/24	General	First Capital Bank, SC	239,000.00	4.250%	365	11/06/25
11/06/24	General	Nexbank, Ssb, TX	240,000.00	4.100%	365	11/06/25
11/06/24	General	Tab Bank, UT	239,000.00	4.450%	365	11/06/25
11/06/24	General	Traditional Bank, Inc., KY	240,000.00	4.150%	365	11/06/25
11/06/24	General	Great Midwest Bank, Ssb, WI	240,000.00	4.160%	365	11/06/25
11/06/24	General	First State Bank Of Dequeen, AR	239,000.00	4.500%	365	11/06/25
11/06/24	General	Cornerstone Bank, Nebraska, NE	239,000.00	4.500%	365	11/06/25
11/06/24	General	Eastbank, Na, NY	240,000.00	3.750%	365	11/06/25
11/06/24	General	American Commercial Bank & Trust, IL	239,000.00	4.250%	365	11/06/25
11/06/24	General	Western Alliance Bank, AZ	240,000.00	4.000%	365	11/06/25
11/06/24	General	First Internet Bank Of Indiana, IN	239,000.00	4.310%	365	11/06/25
11/06/24	General	Presence Bank, PA	240,000.00	3.810%	365	11/06/25
11/06/24	General	Dundee Bank, NE	239,000.00	4.300%	365	11/06/25
11/06/24	General	Flagstar Bank, Fsb, MI	239,000.00	4.400%	365	11/06/25
11/06/24	General	Regent Bank, OK	240,000.00	3.940%	365	11/06/25
11/06/24	General	Northeast Community Bank, NY	239,000.00	4.230%	365	11/06/25
11/06/24	General	First Security Bank Of Deer Lodge, MT	240,000.00	3.750%	365	11/06/25

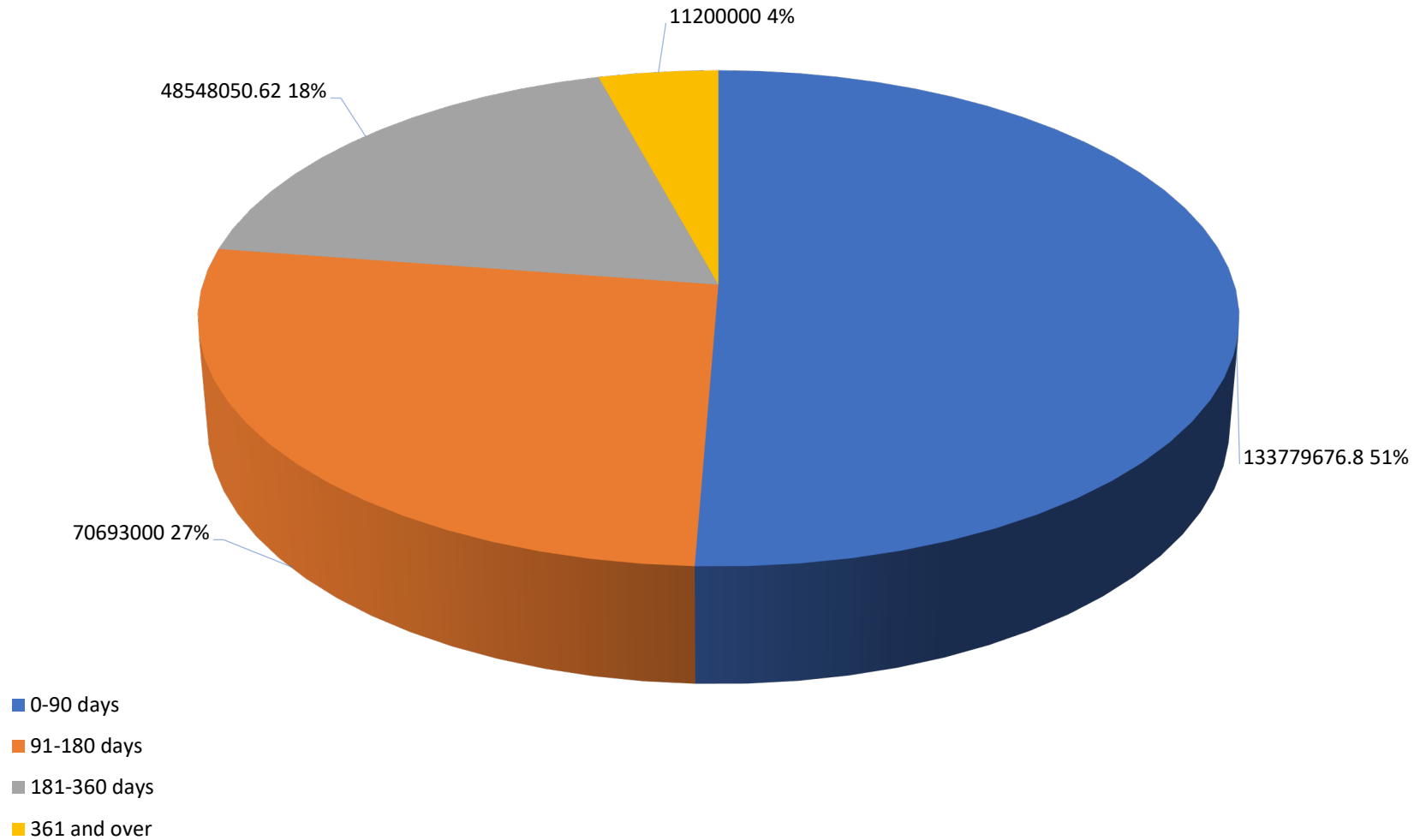
BROWNSVILLE INDEPENDENT SCHOOL DISTRICT
CERTIFICATES OF DEPOSIT (B)
FOR THE PERIOD ENDING March 31, 2025

Purchase			Purchased		Days	Maturity
Date	Fund	Bank	Amount	Rate	Held	Date
11/06/24	General	The First National Bank Of Hutchinson, KS	239,000.00	4.300%	365	11/06/25
11/06/24	General	Cibc, MI	240,000.00	3.950%	365	11/06/25
11/06/24	General	First Bank Of Ohio, OH	240,000.00	4.150%	365	11/06/25
11/06/24	General	Priority Bank, AR	240,000.00	4.100%	365	11/06/25
11/06/24	General	American Plus Bank, CA	240,000.00	4.150%	365	11/06/25
11/06/24	General	Asian Pacific National Bank, CA	240,000.00	3.800%	365	11/06/25
11/06/24	General	Gbank, NV	239,000.00	4.450%	365	11/06/25
11/06/24	General	Crossfirst Bank, KS	239,000.00	4.250%	365	11/06/25
11/06/24	General	Bank Of China, NY	239,000.00	4.400%	365	11/06/25
11/06/24	General	Oklahoma Capital Bank, OK	239,000.00	4.170%	365	11/06/25
11/06/24	General	Luminate Bank, MN	239,000.00	4.250%	365	11/06/25
11/06/24	General	T Bank, TX	239,000.00	4.420%	365	11/06/25
11/06/24	General	Mission National Bank, CA	239,000.00	4.200%	365	11/06/25
11/06/24	General	Financial Federal Savings Bank, TN	239,000.00	4.350%	365	11/06/25
11/06/24	General	Dmb Community Bank, WI	100,000.00	3.750%	365	11/06/25
11/06/24	General	Solera National Bank, CO	239,000.00	4.400%	365	11/06/25
			\$ 8,000,000.00			

BROWNSVILLE INDEPENDENT SCHOOL DISTRICT
PNC Institutional Asset Management (C)
FOR THE PERIOD ENDING March 31, 2025

Purchase Date	Portfolio	Purchased Amount	Rate	Days Held	Maturity Date
11/19/24	Mutual Funds - Money Market	233,050.62	4.28%	365	11/19/25
12/05/24	Other Cash equivalents	5,850,000.00	2.87%	223	07/15/25
12/04/24	Treasury Bonds	11,200,000.00	4.07%	1091	11/30/27
		<u>\$ 17,283,050.62</u>			

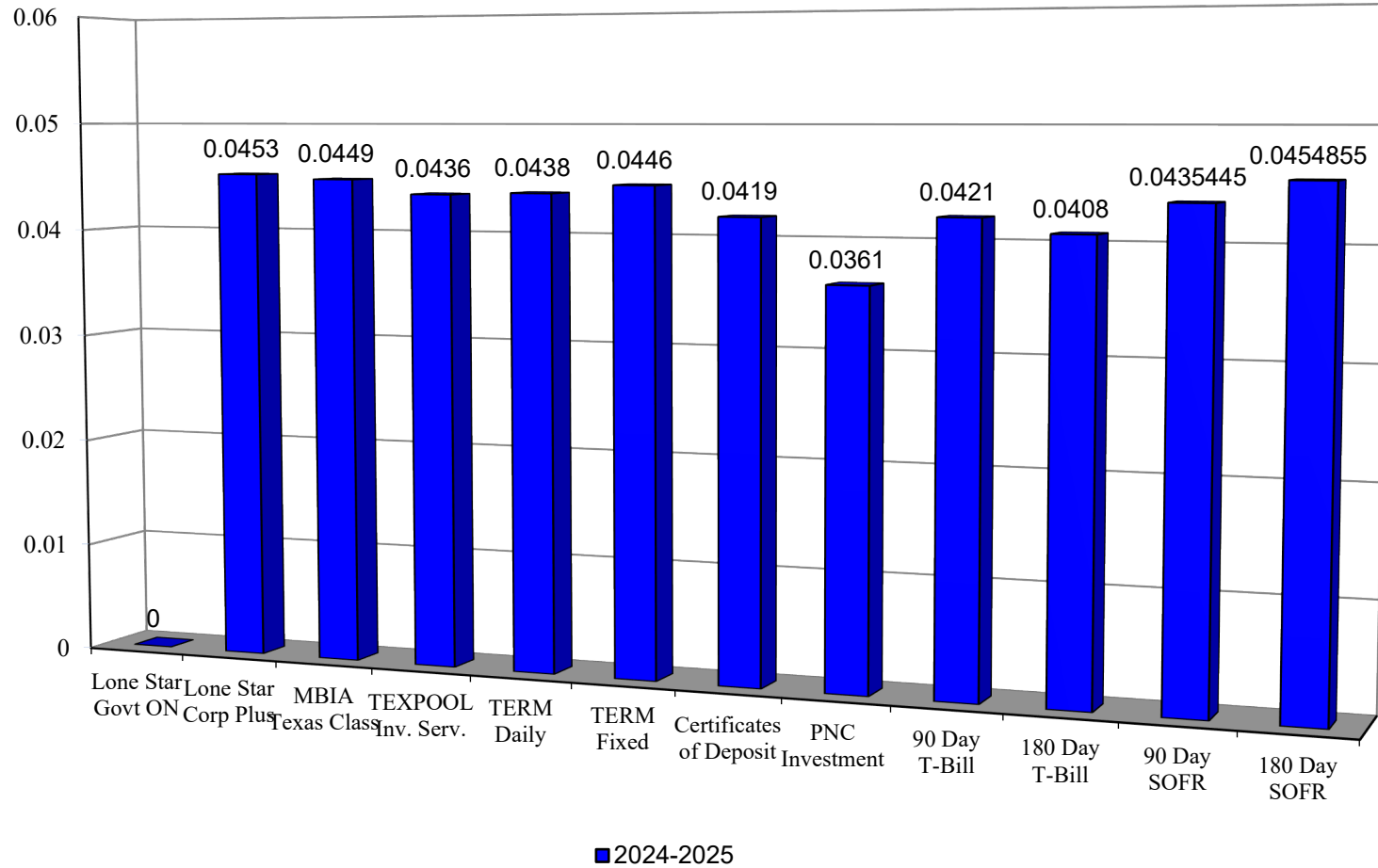
Brownsville Independent School District
Aging of Cash and Investments
For the Quarter Ending March 31, 2025



Brownsville Independent School District

Current Year Interest Rate Comparison

For Quarter Ending March 31, 2025



Brownsville Independent School District Two-Year Interest Rate Comparison For Quarter Ending March 31

