



# UNITED INDEPENDENT SCHOOL DISTRICT INFORMATIONAL ITEM

**TOPIC:** Information on Distinction Designations

**SUBMITTED BY:** Emma Leza, Executive Director of Instructional Accountability; and

Christina Casanova, Director of Student Assessment

**OF:** Curriculum and Instruction

**APPROVED FOR TRANSMITTAL TO SCHOOL BOARD:** \_\_\_\_\_

**DATE ASSIGNED FOR BOARD CONSIDERATION:** May 18, 2021

**FOR INFORMATION ONLY**

**RATIONALE:**

**BUDGETARY INFORMATION:**

**POLICY REFERENCE & COMPLIANCE:**

# Distinction

# Designations



Instructional  
Accountability  
Presentation by:

Christina Casanova,  
Director of Student Assessment

and Emma Leza,  
Executive Director for Inst.  
Accountability

April 20, 2021

# Distinction Designations Are Very Interesting and Difficult to Piece Together!



For this reason, the Instructional Accountability Department visited every UISD campus in the Fall of 2019 to provide all teachers and staff a detailed overview of their campus' Accountability Results.

# Campus Distinction Designations

- Each campus has a unique Campus Comparison Group (40 other campuses)
- Each campus is evaluated compared to the data for the campus in its Campus Comparison Group
- Campus Comparison Groups:
  - ◆ Each campus is first identified by campus type (EL, MS or HS)
  - ◆ Campuses in the group are "most similar" (using linear distance formula) based on 7 variables:
    - I. Grade Span (lowest grade level to highest grade level)
    - II. Total Student Enrollment
    - III. Percent Economically Disadvantaged
    - IV. Percent English Learners
    - V. Mobility Rate (% enrolled in the campus less than 83% of the school year)
    - VI. Percent of students served by special education
    - VII. Percent of students enrolled in an Early College HS Program, if applicable

## Simplified Example

(Finding 10 "Most Similar Campuses" – Based on 2 Variables)

- 30 campuses

○ % EL

○ % Eco Dis

- You are Red Diamond

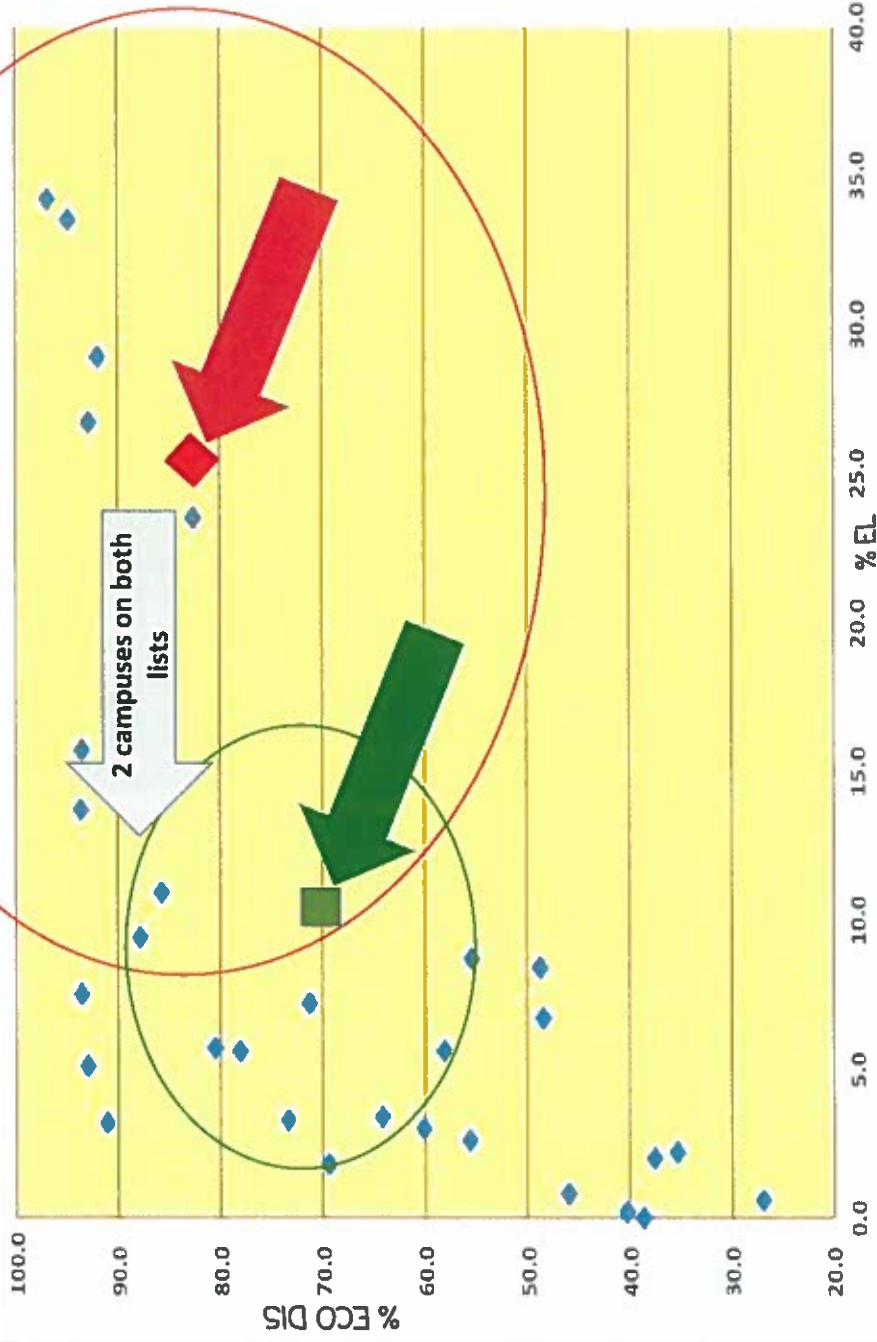
○ What are the 10 campuses that are closest to you in linear distance ("most similar")?

○ Green Square is in your group

- You are Green Square

○ What are the 10 campuses that are closest to you in linear distance ("most similar")?

○ Red Diamond is NOT in your group




# Let's take a closer look at 3 campuses from one UISD Feeder

NOTE

Minimum standards to earn distinction designations are averaged based on the 41 campuses in the group.



Borchers with an overall score of 93 with 2 of 6 Designations



Fasken with an overall score of 92 with 4 of 6 Designations



Kazen with an overall score of 91 with 5 of 6 Designations

# Here is the Data for the 3 Campuses

Campus Demographics	Borchers - 93		Fasken - 92		Kazen - 91	
	Minimum Standards	Campus Score	Minimum Standards	Campus Score	Minimum Standards	Campus Score
Student Mobility						
English Learner						
Economically Disadvantaged						
Special Education						
Accountability Indicators	Minimum Standards	Campus Score	Minimum Standards	Campus Score	Minimum Standards	Campus Score
Attendance Rate (if met it is included in all content distinctions)	97.0	96.9	97.0	97.3	97.2	97.4
Accelerated Student Progress in Reading	31.0	27.0	32.0	27.0	28.0	29.0
Accelerated Student Progress in Math	38.0	38.0	36.0	29.0	35.0	38.0
Grade 3 Reading Performance at Masters Grade Level	43.0	41.0	28.0	35.0	28.0	45.0
Grade 3 Math Performance at Masters Grade Level	35.0	41.0	25.0	31.0	28.0	42.0
Grade 4 Reading Performance at Masters Grade Level	33.0	23.0	23.0	35.0	23.0	42.0
Grade 4 Math Performance at Masters Grade Level	43.0	29.0	33.0	37.0	30.0	51.0
Grade 4 Writing Performance at Masters Grade Level	19.0	10.0	12.0	22.0	12.0	16.0
Grade 5 Reading Performance at Masters Grade Level	45.0	38.0	29.0	31.0	30.0	33.0
Grade 5 Math Performance at Masters Grade Level	53.0	52.0	40.0	39.0	46.0	46.0
Grade 5 Science Performance at Masters Grade Level	31.0	34.0	26.0	22.0	28.0	43.0
Percent of STAAR at Meets or Above (All Subjects)	59.5	58.0	50.0	61.0	51.5	68.0
Percent of STAAR at Meets or Above in Both Reading and Math	53.0	49.0	38.0	50.0	40.0	57.0

# A Closer Look at Kazen

The One That  
Got Away  
Closing the Gap

## TEXAS EDUCATION AGENCY 2019 Distinction Designation Summary Top 25 Percent: Comparative Closing the Gaps (CTG) KAZEN EL (240903117) - UNITED ISD Campus Type: Elementary

Kazen ranked in the top 6 scores but was not in the top 10 campuses due to tied scores. Distinction Designations are awarded to 25% of 40 (plus 1) campuses or First 10 for this distinction.

Campus Name	District Name	CTG Scaled Score
1 FARMERS BRANCH EL (057903109)	CARROLLTON-FARMERS BRANCH ISD	100
2 MOTLEY EL (057914107)	MESQUITE ISD	100
3 DAVIS EL (057903113)	CARROLLTON-FARMERS BRANCH ISD	98
4 LAWRENCE EL (057914115)	MESQUITE ISD	98
5 DERRY EL (031909101)	POINT ISABEL ISD	96
6 HUECO EL (071909107)	SOCORRO ISD	96
7 MACARIA DELA GARZA GORENA EL (108904131)	EDINBURG CISD	96
8 PYBURN EL (101910109)	GALENA PARK ISD	96
9 PRESTON HOLLOW EL (057905195)	DALLAS ISD	94
10 BLANTON EL (057903110)	CARROLLTON-FARMERS BRANCH ISD	92
11 CLARK EL (240903105)	UNITED ISD	89
12 JUDITH ZAFFIRINI EL (240903124)	UNITED ISD	89
<b>KAZEN EL (240903117)</b>	<b>UNITED ISD</b>	<b>89</b>

Notice all 3  
UISD campuses  
In the top 6  
scores for the  
Closing the  
Gaps Indicator





Awarded the Closing the Gap Distinction

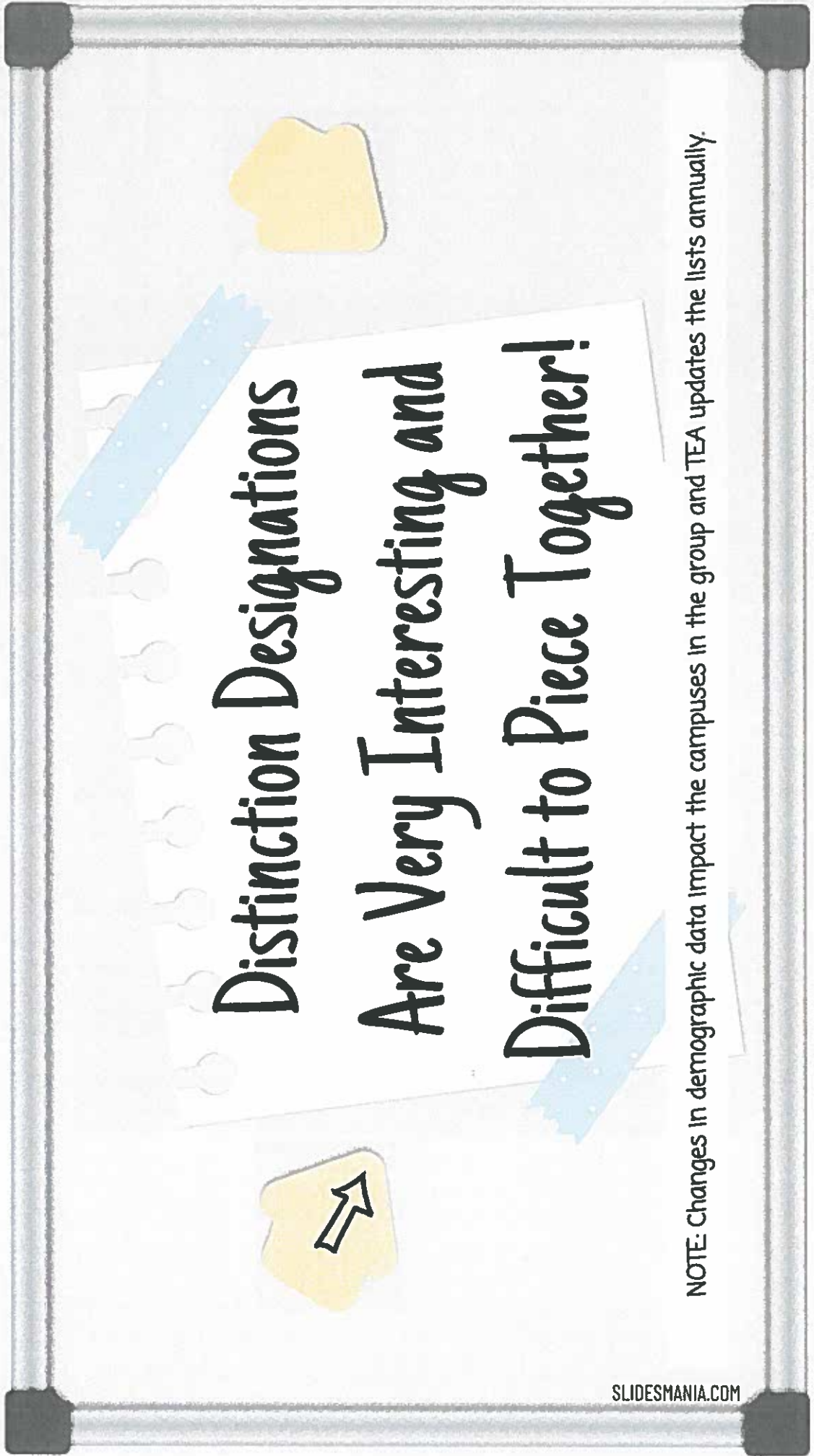
# A Closer Look at Zaffirini

TEXAS EDUCATION AGENCY  
 2019 Distinction Designation Summary  
 Top 25 Percent: Comparative Closing the Gaps (CTG)  
 JUDITH ZAFFIRINI EL (240903124) - UNITED ISD  
 Campus Type: Elementary

Kazen now appears on Zaffirini's report as being in the top 10 but in reality KES must appear in the top ten campuses on its own report to earn it. Clark is not part of Zaffirini's group!

Campus Name	District Name	CTG Scaled Score
1 FARMERS BRANCH EL (057903109)	CARROLLTON-FARMERS BRANCH ISD	100
2 KELLER EL (031901143)	BROWNSVILLE ISD	100
3 LE BARRON PARK EL (071905130)	YSLETA ISD	100
4 MARTHA TURNER REILLY EL (057905198)	DALLAS ISD	100
5 DERRY EL (031909101)	POINT ISABEL ISD	96
6 HUECO EL (071909107)	SOCORRO ISD	96
7 PYBURN EL (101910109)	GALENA PARK ISD	96
8 BLANTON EL (057903110)	CARROLLTON-FARMERS BRANCH ISD	92
9 HOUSTON EL (123907103)	PORT ARTHUR ISD	90
<b>JUDITH ZAFFIRINI EL (240903124)</b>	<b>UNITED ISD</b>	<b>89</b>
10 KAZEN EL (240903117)	UNITED ISD	89





**Distinction Designations  
Are Very Interesting and  
Difficult to Piece Together!**

NOTE: Changes in demographic data impact the campuses in the group and TEA updates the lists annually.