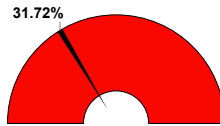


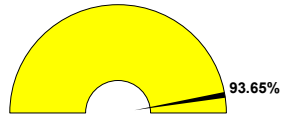
General Fund | Expenditure Dashboard

For the Period Ending June 30, 2020

Projected Year End Fund Balance as % of Budgeted Expenditures

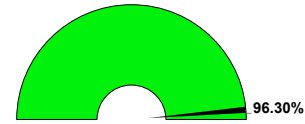


Actual YTD Expenditures



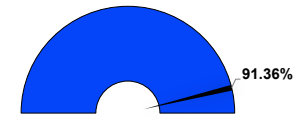
Projected YTD Expenditures
100.44%

Actual YTD Instruction



Projected YTD Instruction
100.00%

Actual YTD All Other Functions



Projected YTD All Other Functions
100.81%

Top 10 Expenditures by Function Year-to-Date

Instruction	\$2,591,801
Plant Maint/Operations	\$620,417
General Administration	\$490,538
Cocurr/Extracurr Activity	\$368,771
Facilities Acq/Construct	\$287,662
Student Transportation	\$278,700
School Leadership	\$276,323
Pymts To Member Dists Ssa	\$198,159
Data Processing Svs	\$120,421
Guidance/Counsel/Eval Svs	\$66,564
Percent of Total Expenditures YTD	96.99%

