



Progress Monitoring

January 2026





Goal 5: The percentage of 8th grade students achieving meets or higher on the STAAR Reading assessment will increase from 45% in May 2025 to 56% by Spring 2030.



Goal 5: The percentage of 8th grade students achieving meets or higher on the STAAR reading assessment will increase from 45% in May 2025 to 56% by Spring 2030.

JANUARY 2026

Goal 5, GPM 5.1 - 5.3 Inputs

MOY	Process	Impact
Curriculum and Instruction	<ul style="list-style-type: none">• Campus Professional Learning Communities (PLCs) concentrated on Tier 1 instruction, data-driven planning, and the implementation of high-yield strategies.• Academic Facilitators (AFs) and Instructional Design Leaders (IDLs) developed curriculum-aligned slide decks to ensure consistent, engaging lesson presentations that incorporated SMART STAART grammar lessons to provide Tier 1 grammar instruction.• Extended PLCs• IDLs/AF administered 4 DOLs / Exit Tickets• IDLs/AF conducted 3 calibration walks• Home Literacy Activities• Vertical instructional meetings• Lexia program for EB students	<ul style="list-style-type: none">• Surpassed the annual target percentage on the Interim Assessment #1 by 0.9% for All Students.• Black students surpassed the annual target percentage by 2.2%.
Professional Development	<ul style="list-style-type: none">• Director of MTSS facilitated “How to WIN during W.I.N. Time” professional development.• Academic Facilitators (AFs) and Instructional Design Leaders (IDLs) provided targeted professional learning to principals and educators on instructional look-fors, ensuring alignment on instructional strategies.• Teaching with EBs in Mind Seriew• Assessment to Action given by Research Evaluation and Design Team	<ul style="list-style-type: none">• .Teachers were able to navigate directly to i-Ready Teacher Toolbox resources to support TIER 2 and TIER 3 small groups that supported ALL Students demographic exceeding the annual board target by 1.8%.• Interim 2025 shows a 2.9% increase, reflecting steady growth toward our target goals and demonstrating the positive impact of ongoing instructional strategies and professional learning efforts.• IDL’s and AFs conducted 3 calibration walks

PROGRESS MONITORING

JANUARY 2026



Goal 5: The percentage of 8th grade students achieving meets or higher on the STAAR reading assessment will increase from 45% in May 2025 to 56% by Spring 2030.



	25-26 Interim #1 (MOY)Total # of TESTED	Total Meets or higher	25-26 MOY % of Student On Track	24-25 STAAR Meets	Diff Interim 2025 to EOY 2024	25-26 Annual Target %	% Distance from Annual Target	# of Students Needed
ALL	432	207	47.9%	45.0%	2.9%	47%	0.9%	-4
BLACK	311	153	49.2%	45.0%	4.2%	47%	2.2%	-7
HISPANIC	97	42	43.3%	45.5%	-2.2%	47%	-3.7%	4
TOM	14	6	42.9%	30.8%	12.1%	47%	-4.1%	1
WHITE	*	*	*	*	*	*	*	*
SPED	75	16	21.3%	12.5%	8.8%	47%	-25.7%	19
ECODIS	255	109	42.7%	41.2%	1.5%	47%	-4.3%	11
EB	55	22	40.0%	32.7%	7.3%	47%	-7.00%	4

Progress		
25-26 MOY	25 STAAR	25-26 Annual Target
47.9%	45.0%	47.0%

Key
At or Above EOY Target
Less than or equal to 5% below EOY Target
More than 5% below EOY Target
* Board Target not set 10 students or less

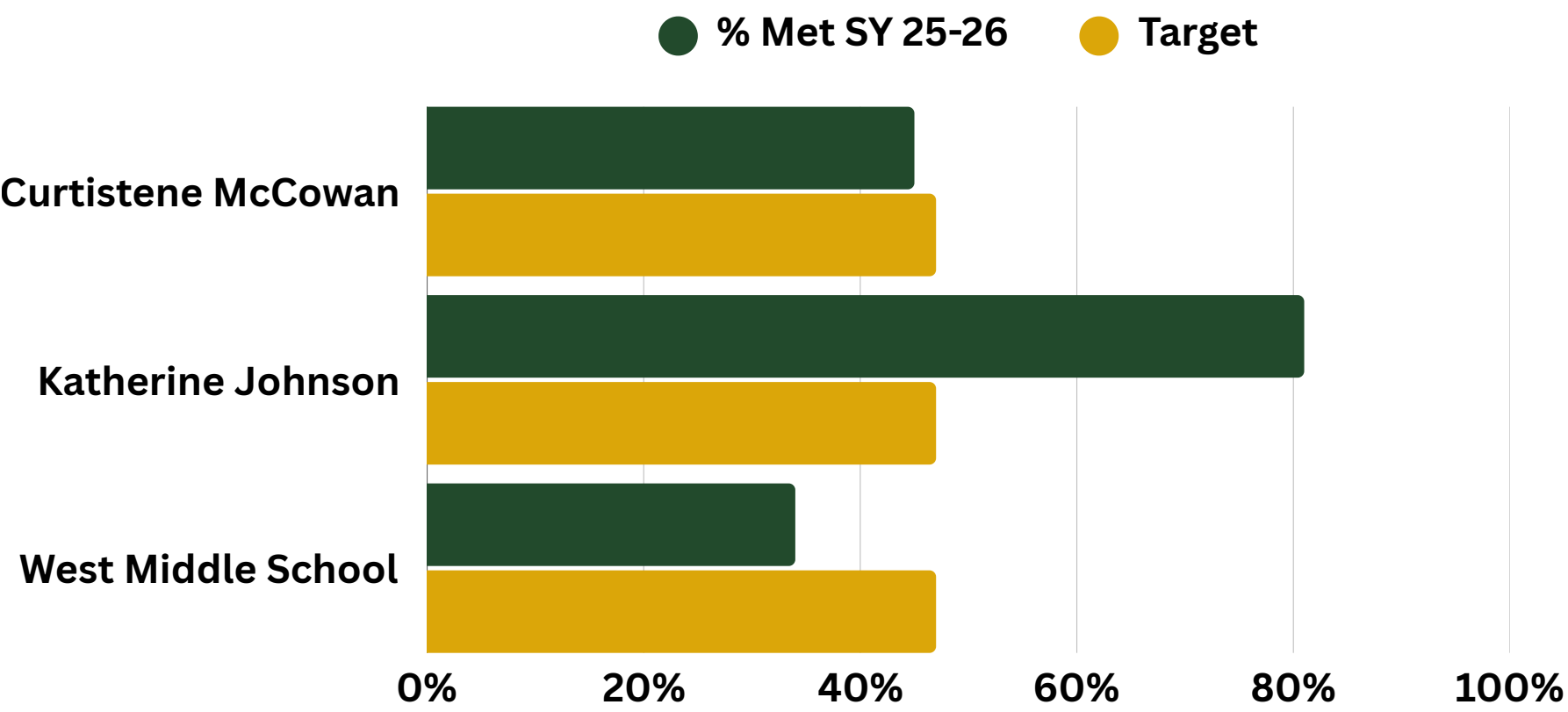
PROGRESS MONITORING

JANUARY 2026



Goal 5: The percentage of 8th grade students achieving meets or higher on the STAAR reading assessment will increase from 45% in May 2025 to 56% by Spring 2030.

GOAL 5



Key
At or Above EOY Target
Less than or equal to 5% below EOY Target
More than 5% below EOY Target
* Board Target not set 10 students or less

EIGHTH GRADE

Desoto ISD Reading STAAR Interim 2025–26 Predicted Placement

CAMPUS	25-26 Interim #1 (MOY) Total # of TESTED	Total Meets or higher	25-26 MOY % of Student On Track	25-26 Annual Target %	% Distance from Annual Target	# of Students Needed
Curtistene McCowan	231	104	45%	47%	-2%	5
Katherine Johnson	73	59	81%	47%	34%	-25
West Middle School	128	44	34%	47%	-13%	16

PROGRESS MONITORING

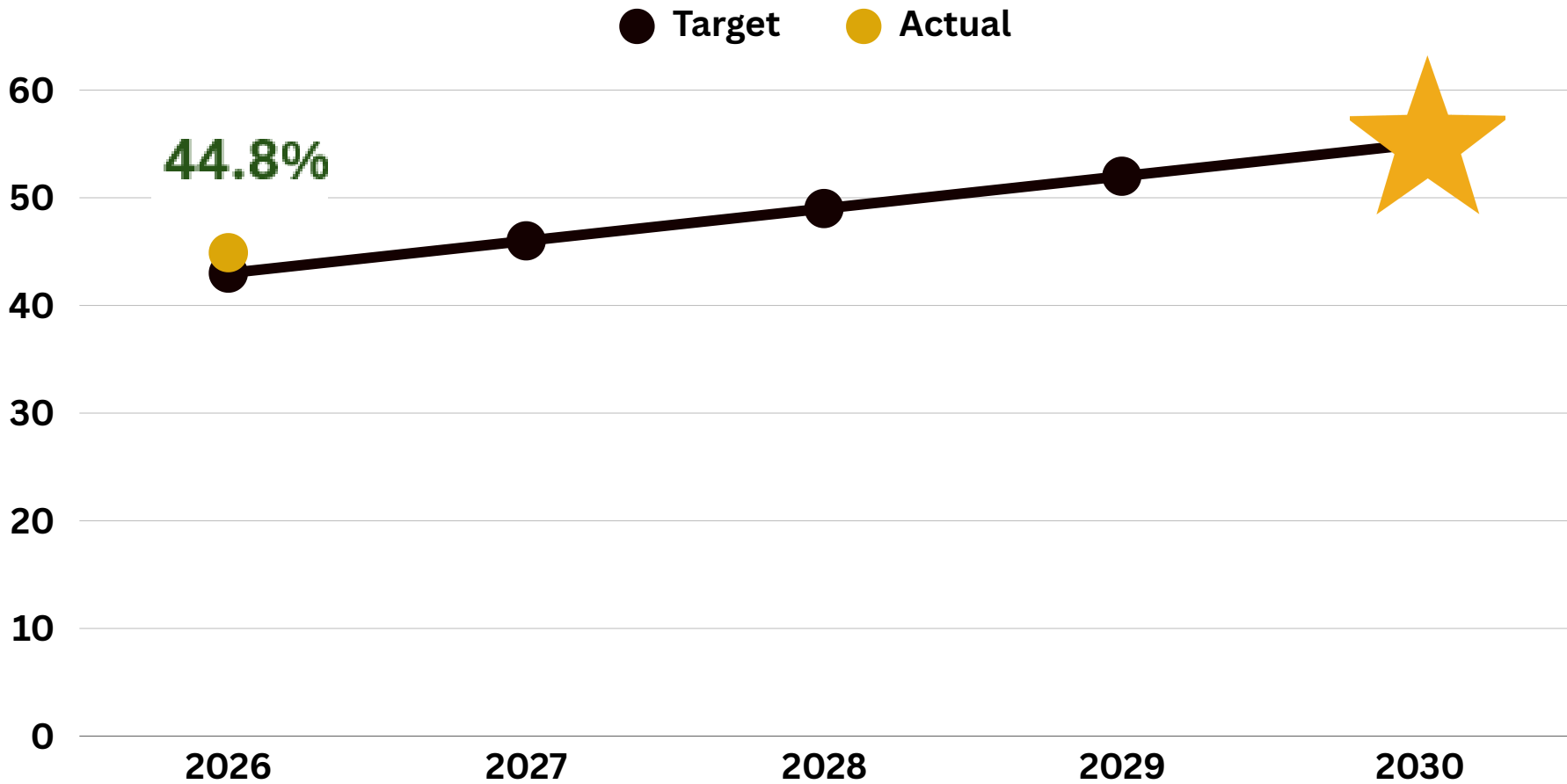
JANUARY 2026

GPM 5.1: The percentage of 5th-grade students achieving meets or higher on the STAAR reading assessment will increase from 41% in May of 2025 by 55% May of 2030.



Goal 5: The percentage of 8th grade students achieving meets or higher on the STAAR reading assessment will increase from 45% in May 2025 to 56% by Spring 2030.

GPM 5.1



Progress		
25-26 MOY	25 STAAR	25-26 Annual Target
44.8%	41.0%	43.0%

	25-26 Interim #1 (MOY)Total # of TESTED	Total Meets or higher	25-26 MOY % of Student On Track	24-25 STAAR Meets	Diff Interim 2025 to EOY 2024	25-26 Annual Target %	% Distance from Annual Target	# of Students Needed
ALL	384	172	44.8%	41.0%	3.8%	43%	1.8%	-7
BLACK	271	124	45.8%	42.0%	3.8%	43%	2.8%	-7
HISPANIC	97	37	38.1%	45.0%	-6.9%	43%	-4.9%	5
TOM	*	*	*	*	*	*	*	*
WHITE	*	*	*	*	*	*	*	*
SPED	58	10	17.2%	11.0%	6.2%	43%	-25.8%	15
ECODIS	235	99	42.1%	36.0%	6.1%	43%	-0.9%	2
EB	53	16	30.2%	41.0%	-10.8%	43%	-12.8%	7

Key
At or Above EOY Target
Less than or equal to 5% below EOY Target
More than 5% below EOY Target
* Board Target not set 10 students or less

PROGRESS MONITORING

JANUARY 2026

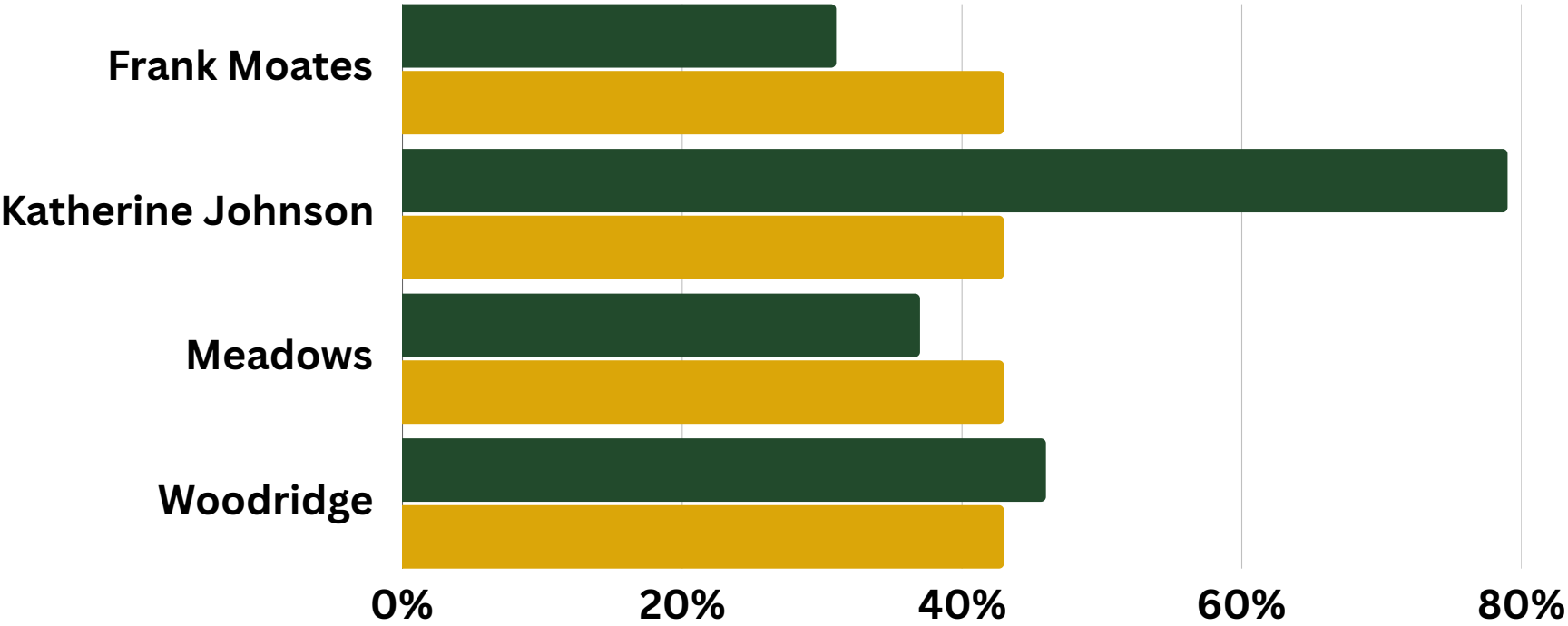
GPM 5.1: The percentage of 5th-grade students achieving meets or higher on the STAAR reading assessment will increase from 41% in May of 2025 by 55% May of 2030.



Goal 5: The percentage of 8th grade students achieving meets or higher on the STAAR reading assessment will increase from 45% in May 2025 to 56% by Spring 2030.

GPM 5.1

● % Met SY 25-26 ● Target



Key
At or Above EOY Target
Less than or equal to 5% below EOY Target
More than 5% below EOY Target
* Board Target not set 10 students or less

FIFTH GRADE

Desoto ISD Reading STAAR Interim 2025–26 Predicted Placement

CAMPUS	25-26 Interim #1 (MOY) Total # of TESTED	Total Meets or higher	25-26 MOY % of Student On Track	25-26 Annual Target %	% Distance from Annual Target	# of Students Needed
Frank Moates	180	55	31%	43%	-12%	22
Katherine Johnson	90	71	79%	43%	36%	-32
Meadows	73	27	37%	43%	-6%	4
Woodridge	41	19	46%	43%	3%	-1

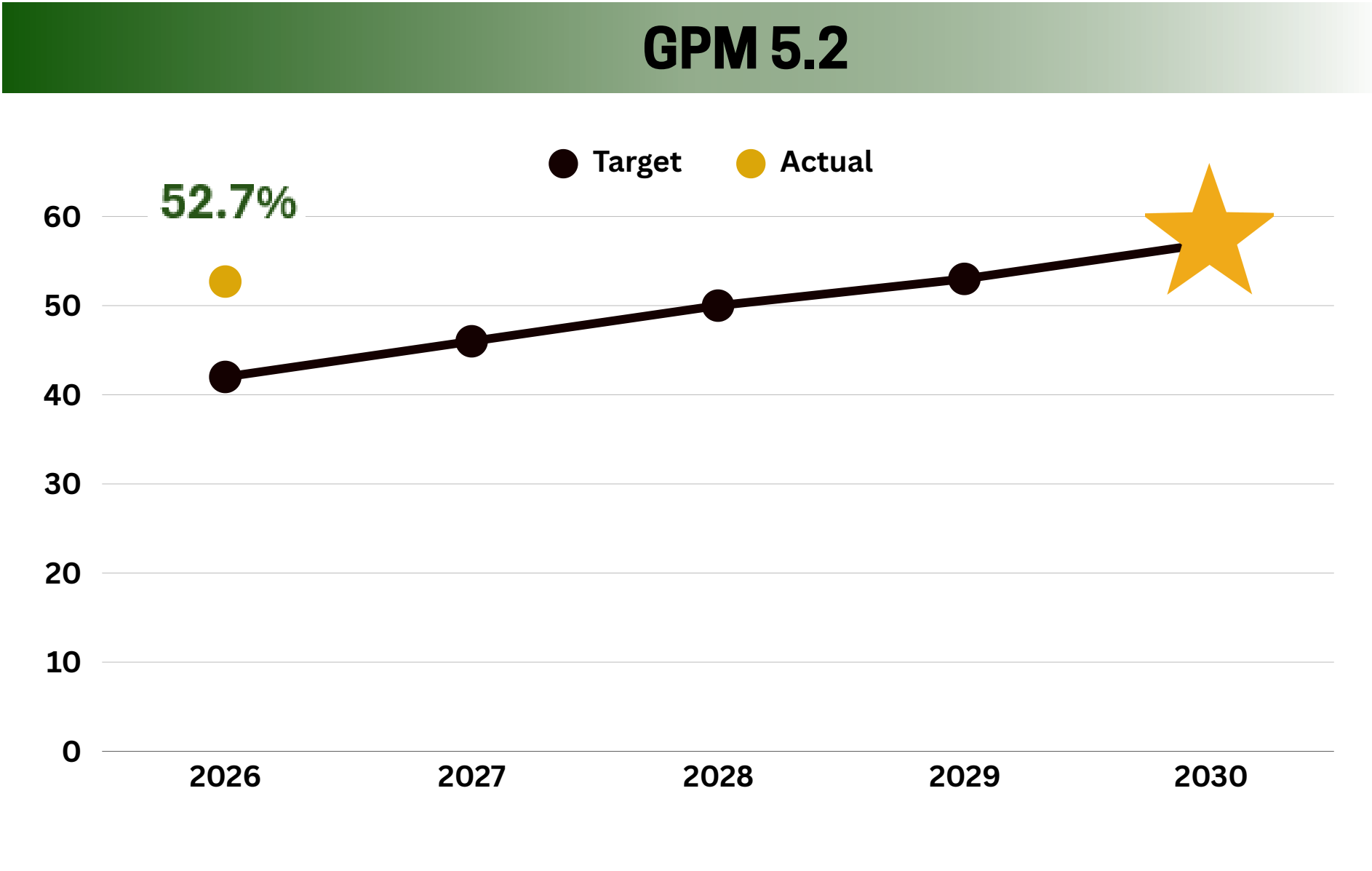
PROGRESS MONITORING

JANUARY 2026

GPM 5.2:The percentage of 6th grade students meets or higher on the STAAR reading assessment will increase from 39% in May of 2025 to 57% by May of 2030.



Goal 5: The percentage of 8th grade students achieving meets or higher on the STAAR reading assessment will increase from 45% in May 2025 to 56% by Spring 2030.



	25-26 Interim #1 (MOY) Total # of TESTED	Total Meets or higher	25-26 MOY % of Student On Track	24-25 STAAR Meets	Diff Interim 2025 to EOY 2024	25-26 Annual Target %	% Distance from Annual Target	# of Students Needed
ALL	347	183	52.7%	39.0%	13.7%	42%	10.7%	-37
BLACK	254	129	50.8%	41.0%	9.8%	42%	8.8%	-22
HISPANIC	75	46	61.3%	36.0%	25.3%	42%	19.3%	-15
TOM	12	6	50.0%	33.0%	17.0%	42%	8.0%	-1
WHITE	*	*	*	*	*	42%	*	*
SPED	55	11	20.0%	15.0%	5.0%	42%	-22.0%	12
ECODIS	221	107	48.4%	36.0%	12.4%	42%	6.4%	-14
EB	41	22	53.7%	34.0%	19.7%	42%	11.7%	-5

Progress		
25-26 MOY	25 STAAR	25-26 Annual Target
52.7%	39.0%	42.0%

Key
At or Above EOY Target
Less than or equal to 5% below EOY Target
More than 5% below EOY Target
* Board Target not set 10 students or less

PROGRESS MONITORING

JANUARY 2026

GPM 5.2:The percentage of 6th grade students meets or higher on the STAAR reading assessment will increase from 39% in May of 2025 to 57% by May of 2030.



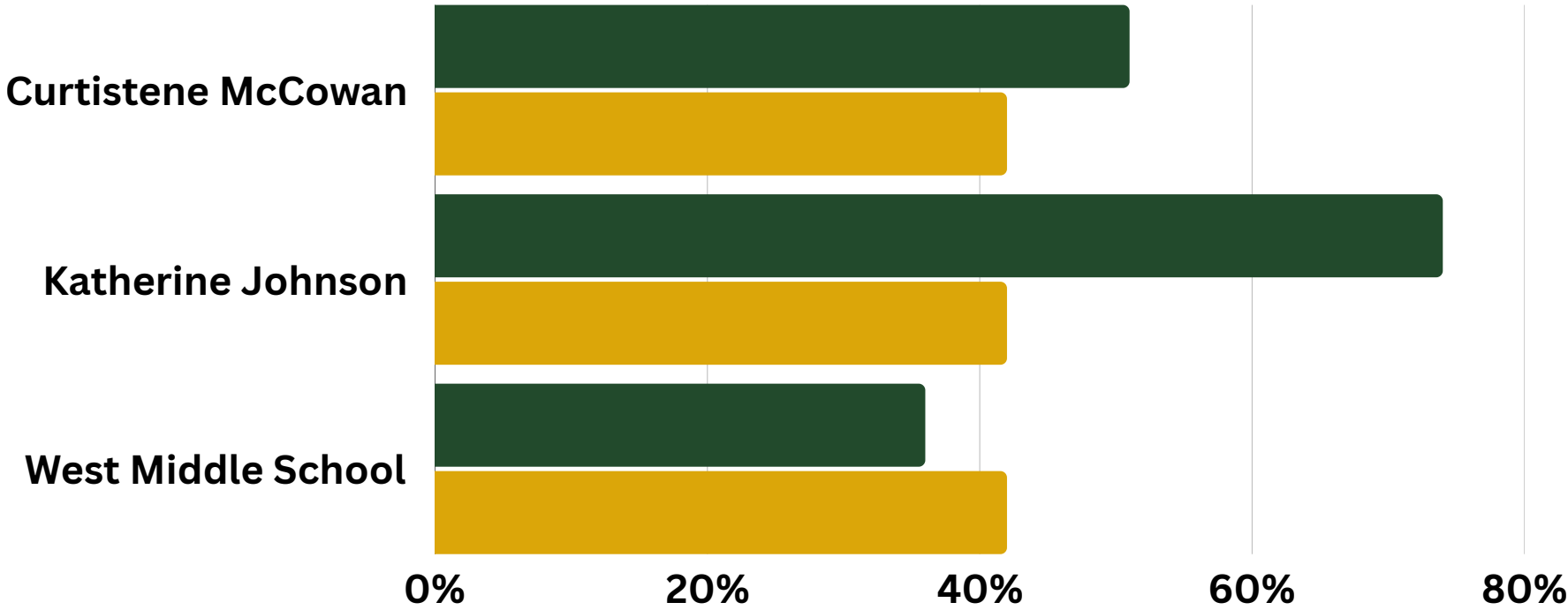
Goal 5: The percentage of 8th grade students achieving meets or higher on the STAAR reading assessment will increase from 45% in May 2025 to 56% by Spring 2030.

SIXTH GRADE

Desoto ISD Reading STAAR Interim 2025–26 Predicted Placement

GPM 5.2

● % Met SY 25-26 ● Target



CAMPUS	25-26 Interim #1 (MOY) Total # of TESTED	Total Meets or higher	25-26 MOY % of Student On Track	25-26 Annual Target %	% Distance from Annual Target	# of Students Needed
Curtistene McCowan	166	85	51%	42%	9%	-15
Katherine Johnson	85	63	74%	42%	32%	-27
West Middle School	96	35	36%	42%	-6%	5

Key

At or Above EOY Target

Less than or equal to 5% below EOY Target

More than 5% below EOY Target

* Board Target not set 10 students or less

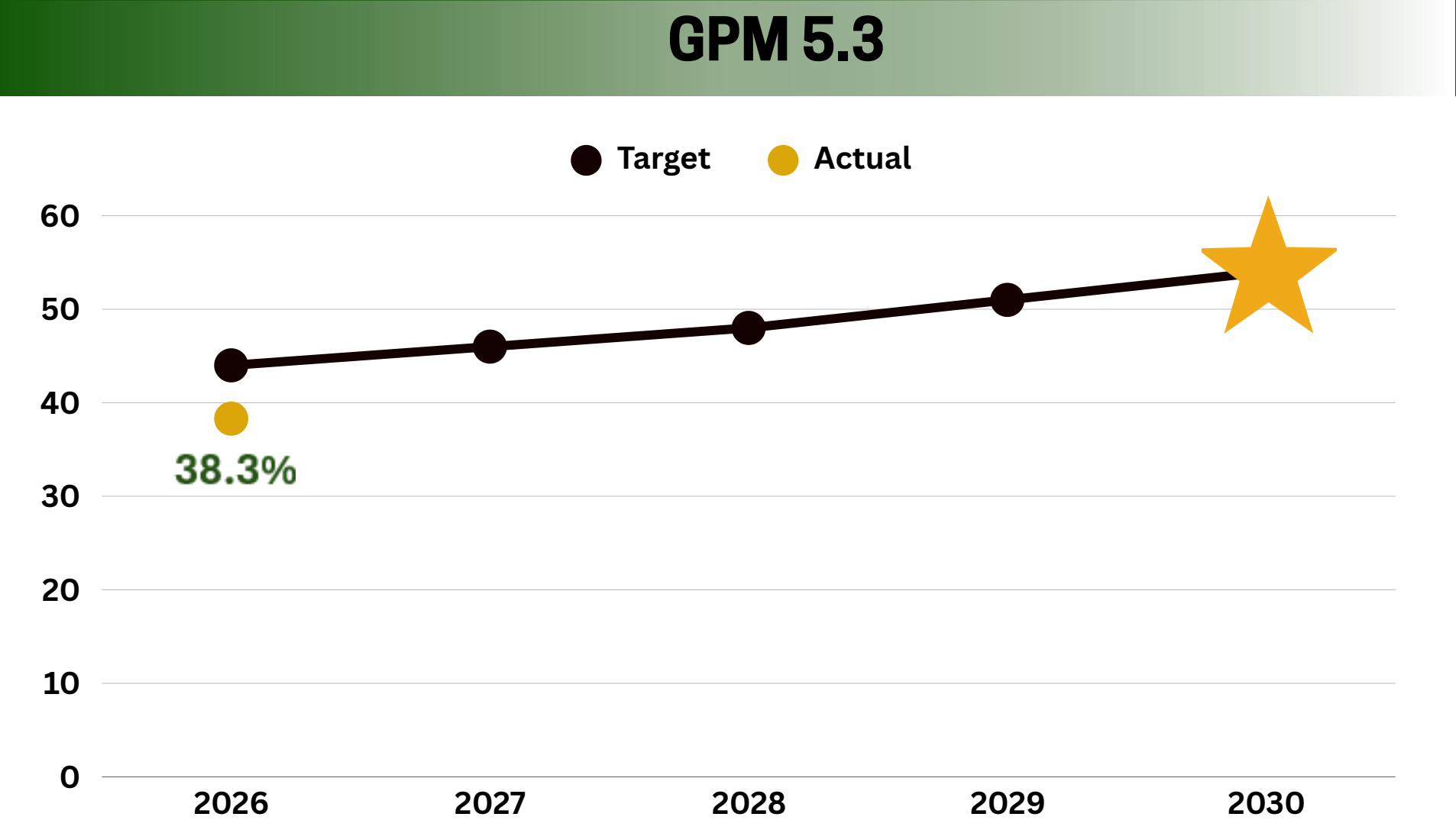
PROGRESS MONITORING

JANUARY 2026

GPM 5.3: The percentage of 7th-grade students meets or higher on the STAAR reading assessment will increase from 42% in May of 2025 to 54% by May of 2030.



Goal 5: The percentage of 8th grade students achieving meets or higher on the STAAR reading assessment will increase from 45% in May 2025 to 56% by Spring 2030.



	25-26 Interim #1 (MOY)Total # of TESTED	Total Meets or higher	25-26 MOY % of Student On Track	24-25 STAAR Meets	Diff Interim 2025 to EOY 2024	25-26 Annual Target %	% Distance from Annual Target	# of Students Needed
ALL	426	163	38.3%	42.0%	-3.7%	44%	-5.7%	24
BLACK	293	111	37.9%	42.0%	-4.1%	44%	-6.1%	18
HISPANIC	107	36	33.6%	43.0%	-9.4%	44%	-10.4%	11
TOM	16	9	56.3%	*	*	44%	12.3%	-2
WHITE	*	*	*	*	*	*	*	*
SPED	62	6	9.7%	11.0%	-1.3%	44%	-34.3%	21
ECODIS	257	83	32.3%	43.0%	-10.7%	44%	-11.7%	30
EB	57	15	26.3%	37.0%	-10.7%	44%	-17.7%	10

Progress		
25-26 MOY	25 STAAR	25-26 Annual Target
38.3%	42.0%	44.0%

Key
At or Above EOY Target
Less than or equal to 5% below EOY Target
More than 5% below EOY Target
* Board Target not set 10 students or less

PROGRESS MONITORING

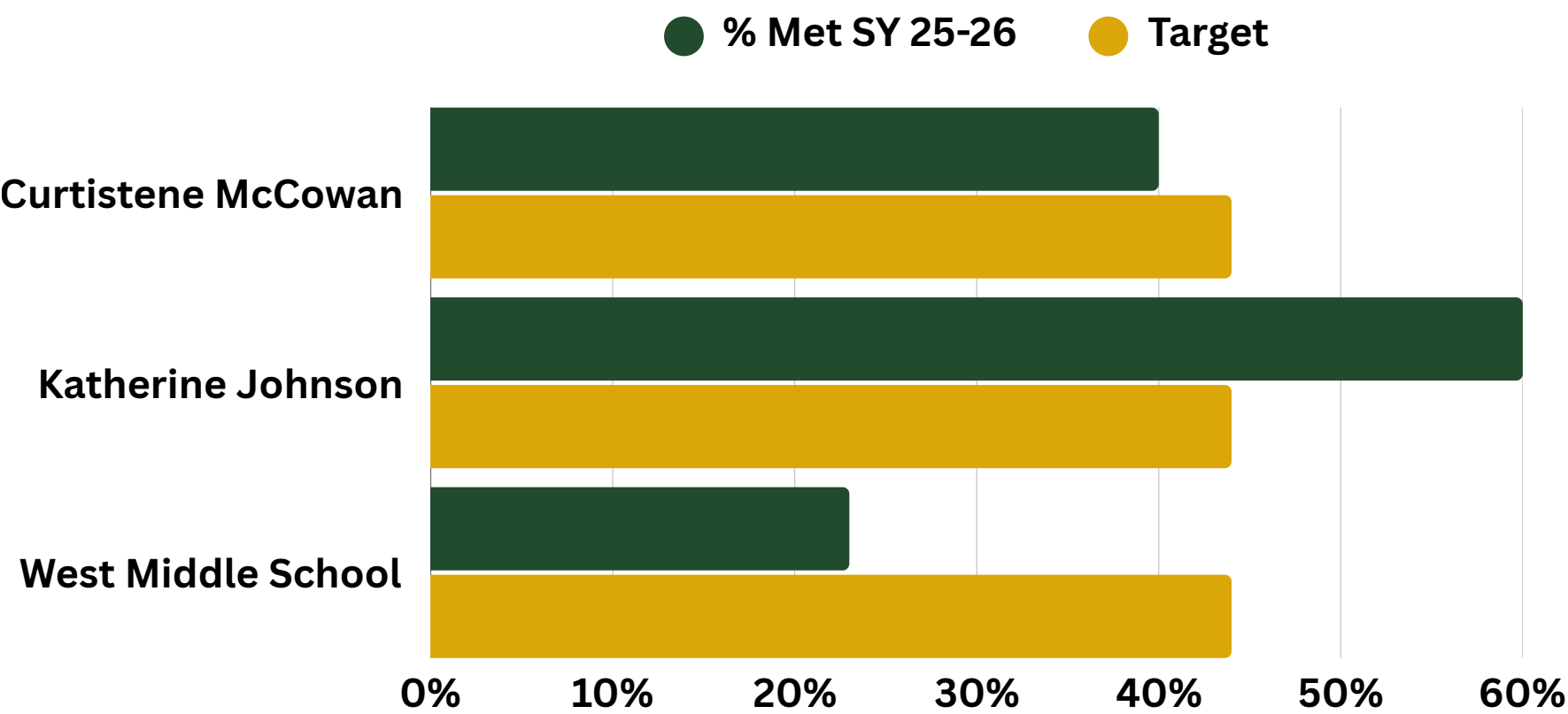
JANUARY 2026

GPM 5.3: The percentage of 7th-grade students meets or higher on the STAAR reading assessment will increase from 42% in May of 2025 to 54% by May of 2030.



Goal 5: The percentage of 8th grade students achieving meets or higher on the STAAR reading assessment will increase from 45% in May 2025 to 56% by Spring 2030.

GPM 5.3



Key
At or Above EOY Target
Less than or equal to 5% below EOY Target
More than 5% below EOY Target
* Board Target not set 10 students or less

SEVENTH GRADE

Desoto ISD Reading STAAR Interim 2025–26 Predicted Placement

CAMPUS	25-26 Interim #1 (MOY) Total # of TESTED	Total Meets or higher	25-26 MOY % of Student On Track	25-26 Annual Target %	% Distance from Annual Target	# of Students Needed
Curtistene McCowan	205	81	40%	44%	-4%	9
Katherine Johnson	83	50	60%	44%	16%	-13
West Middle School	138	32	23%	44%	-21%	29



Thank You!

