

# INVESTMENT REPORT

## Clear Creek ISD

.....

September 1 to November 30, 2024



## Contents

Market Recap . . . . . 3  
Investment Officers' Certification . . . . . 4  
Portfolio Overview . . . . . 5  
Portfolio Overview . . . . . 6  
Asset Allocation . . . . . 7  
Credit Rating Summary . . . . . 8  
Benchmark Comparison. . . . . 9  
Fund Overview . . . . . 10  
Detail of Security Holdings . . . . . 11  
Earned Income . . . . . 15  
Investment Transactions. . . . . 19  
Investment Transactions Totals. . . . . 22  
Amortization and Accretion . . . . . 23  
Projected Cash Flows. . . . . 25  
Projected Cash Flows Totals. . . . . 28  
Disclosures & Disclaimers . . . . . 29

## Investment Management Team

Scott McIntyre

*Senior Portfolio Manager*

512.481.2009

[Scott.McIntyre@HilltopSecurities.com](mailto:Scott.McIntyre@HilltopSecurities.com)

Greg Warner

*Senior Portfolio Manager*

512.481.2012

[Greg.Warner@HilltopSecurities.com](mailto:Greg.Warner@HilltopSecurities.com)

Jodi Jones

*Investment Reporting Manager*

512.481.2076

[Jodi.Jones@HilltopSecurities.com](mailto:Jodi.Jones@HilltopSecurities.com)

## Market Recap

The month of November brought a great deal of uncertainty to the economic outlook as a series of non-economic events and conflicting data clouded the view. October's port strike and Hurricanes Helene and Milton were evident in the October employment report released on November 1<sup>st</sup>. Non-farm payrolls grew by just +12k during October, much weaker than the +100k forecast. And while the weak headline can be partially blamed on the hurricanes, significant negative revisions to prior months cannot.

September payrolls were revised downward from +254k to +223k while the August count was lowered from +159k to +78k, a combined reduction of -112k that briefly revived concerns over a softening labor market. The separate household survey showed a -368k decrease in employed workers and a -220k drop in the civilian labor force. That combination pushed the unemployment rate up from 4.051% to 4.145% (although both months rounded to 4.1%). Thus, the headline *appears* as if the unemployment rate was unchanged, although it was up by nearly a tenth.

A few days later the ISM Services index offered a counterpoint, extending its recent string of gains by climbing from 54.9 to 56 in October and signaling the fastest pace of expansion since July 2022. The growth was widespread with 14 of 16 service categories showing improvement.

Later that day, voters elected Donald Trump as the 47<sup>th</sup> President of the United States while Republicans regained control of Senate and maintained a narrow majority in the House of Representatives. The election results have huge implications for the economy as President-Elect Trump's proposed policies could prove very impactful. Bond markets had already begun pricing in a Trump victory in October and sent yields higher in November. The view from bond investors is that Trump's platform of tax cuts, tariffs, and stricter enforcement of immigration policy (deportations) will give off inflationary impulses. And with federal deficits growing, borrowing needs from the U.S. Treasury are adding to the upward drift in yields.

All of those factors further complicate the Federal Reserve's task as it grapples with stubborn

inflation while simultaneously trying to reduce restraint in order to provide some support to a softening labor market. On November 7<sup>th</sup>, the Fed's policy setting FOMC lowered its overnight fed funds target by 25 basis points to a range of 4.50%-4.75%. There were no real surprises from the FOMC announcement nor Chair Powell's post-meeting press conference. The official statement noted that risks to inflation and employment conditions were "roughly in balance" and that "The economic outlook is uncertain." Chair Powell pointedly declared he had no intention of stepping down from his post even if the incoming president asked him to resign. Powell also said the rapid increase in the national debt was both "unsustainable" and a "threat to the economy."

Inflation data for October offered little comfort with the headline consumer price index up +0.2% and core CPI up +0.3% for the month. The year-over-year figures matched forecasts with overall CPI inching up to +2.6% and the core holding steady at +3.3%. Shelter costs accounted for more than half of the overall increase in October, climbing +0.4%, and have been a consistent thorn in the side of Fed policy.

Other data released in November had little impact on financial markets as attention was squarely focused on implications of the election results. Despite a fair amount of intra-month volatility and putting aside the holiday-thinned trading days at the end of the month, interest rates on November 26<sup>th</sup> stood within ten basis points of their October 31<sup>st</sup> closing levels all across the curve. Fed funds futures continue to indicate another 75 bps of cuts and a sub-4% rate by the end of next year but the timing and certainty of that path has become increasingly uncertain.

## Investment Officers' Certification

This report is prepared for the Clear Creek ISD (the "Entity") in accordance with Chapter 2256 of the Texas Public Funds Investment Act ("PFIA"). Section 2256.023(a) of the PFIA states that: "Not less than quarterly, the investment officer shall prepare and submit to the governing body of the entity a written report of the investment transactions for all funds covered by this chapter for the preceding reporting period." This report is signed by the Entity's investment officers and includes the disclosures required in the PFIA.

The investment portfolio complied with the PFIA and the Entity's approved Investment Policy and Strategy throughout the period. All investment transactions made in the portfolio during this period were made on behalf of the Entity and were made in full compliance with the PFIA and the approved Investment Policy.

### Investment Officers



Alice Benzaia (Jan 17, 2025 13:22 CST)

Alice Benzaia  
*Chief Financial Officer*



Jeff Kohlenberg  
*Controller*



Sarah Kovar  
*Asst. Director of Treasury Management*

## Portfolio Overview

### Portfolio Summary

	Prior 31 Aug-24	Current 30 Nov-24
Par Value	382,630,520.04	366,604,675.74
Original Cost	380,878,315.17	365,231,108.03
Book Value	381,873,675.16	366,231,204.09
Market Value	381,880,990.79	366,289,399.49
Accrued Interest	1,171,112.14	1,184,920.78
Book Value Plus Accrued	383,044,787.30	367,416,124.87
Market Value Plus Accrued	383,052,102.93	367,474,320.27
Net Unrealized Gain/(Loss)	7,315.63	58,195.40

### Income Summary

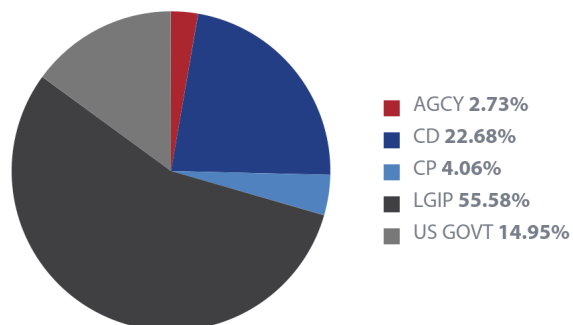
Current Period	1 Sep-24 to 30 Nov-24
Interest Income	3,942,654.60
Net Amortization/Accretion	432,201.35
Realized Gain/(Loss)	0.00
Net Income	4,374,855.95

Fiscal Year-to-Date	1 Sep-24 to 30 Nov-24
Net Income	4,374,855.95

### Portfolio Characteristics

	Prior 31 Aug-24	Current 30 Nov-24
Yield to Maturity	5.197%	4.746%
Yield to Worst	5.197%	4.746%
Days to Final Maturity	86	104
Days to Effective Maturity	86	104
Duration	0.52	0.69

### Asset Allocation

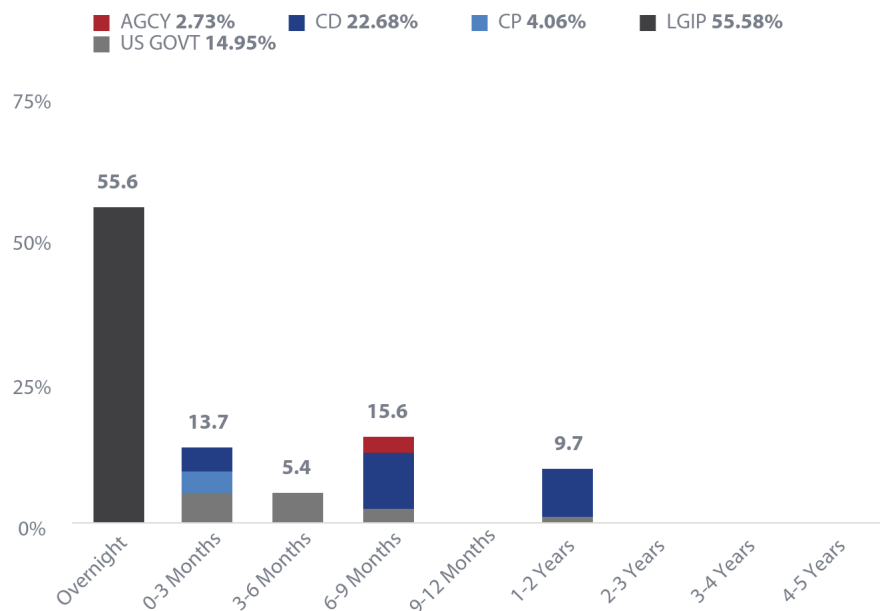


### Transaction Summary

Transaction Type	Quantity	Principal	Interest	Total Amount	Realized Gain/Loss
Buy	36,198,194.47	(36,149,366.35)	0.00	(36,149,366.35)	0.00
Maturity	(18,493,669.37)	18,493,669.37	0.00	18,493,669.37	0.00
Coupon	0.00	0.00	1,148,275.10	1,148,275.10	0.00

## Portfolio Overview

### Maturity Distribution by Security Type



### Top Ten Holdings

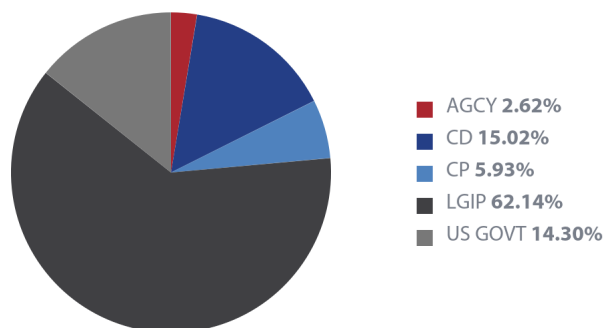
Issuer	Allocation
TXCLASS	36.43%
Gulf Coast Educators FCU	22.68%
United States Department of The Treasury	14.95%
LONESTRCRP	8.17%
TEX PRIME	7.25%
Federal Home Loan Banks	2.73%
Royal Bank of Canada	2.71%
WF	1.94%
TXFIT	1.79%
Toyota Motor Credit Corporation	1.35%

### Maturity Distribution by Security Type

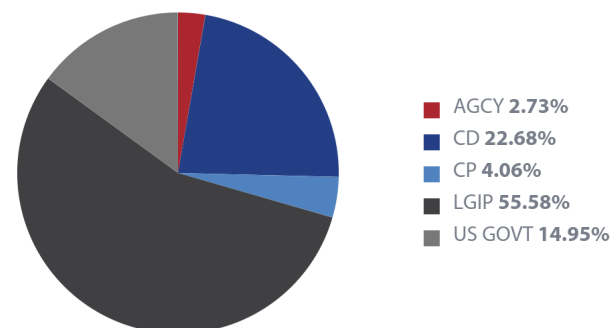
Security Type	Overnight	0-3 Months	3-6 Months	6-9 Months	9-12 Months	1-2 Years	2-3 Years	3-4 Years	4-5 Years	Portfolio Total
AGCY	--	--	--	9,993,350.08	--	--	--	--	--	9,993,350.08
CD	--	15,454,836.57	--	37,079,630.28	--	30,513,842.84	--	--	--	83,048,309.69
CP	--	14,885,883.33	--	--	--	--	--	--	--	14,885,883.33
LGIP	203,556,366.05	--	--	--	--	--	--	--	--	203,556,366.05
US GOVT	--	19,941,617.87	19,943,327.55	9,909,769.40	--	4,952,580.12	--	--	--	54,747,294.95
<b>Total</b>	<b>203,556,366.05</b>	<b>50,282,337.77</b>	<b>19,943,327.55</b>	<b>56,982,749.76</b>	<b>--</b>	<b>35,466,422.96</b>	<b>--</b>	<b>--</b>	<b>--</b>	<b>366,231,204.09</b>

## Asset Allocation

Asset Allocation by Security Type as of  
31-Aug-2024



Asset Allocation by Security Type as of  
30-Nov-2024



## Book Value Basis Security Distribution

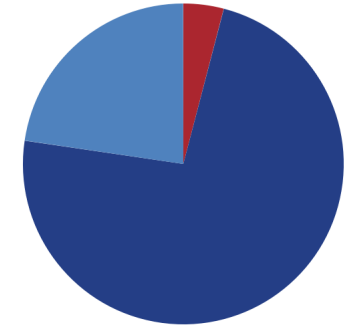
Security Type	Prior Balance 31-Aug-24	Prior Allocation 31-Aug-24	Change in Allocation	Current Balance 30-Nov-24	Current Allocation 30-Nov-24	Yield to Maturity
AGCY	9,990,912.29	2.62%	0.11%	9,993,350.08	2.73%	4.603%
CD	57,343,784.59	15.02%	7.66%	83,048,309.69	22.68%	4.398%
CP	22,633,966.66	5.93%	(1.86%)	14,885,883.33	4.06%	5.482%
LGIP	237,286,735.45	62.14%	(6.56%)	203,556,366.05	55.58%	4.868%
US GOVT	54,618,276.17	14.30%	0.65%	54,747,294.95	14.95%	4.647%
<b>Portfolio Total</b>	<b>381,873,675.16</b>	<b>100.00%</b>		<b>366,231,204.09</b>	<b>100.00%</b>	<b>4.746%</b>

## Credit Rating Summary

### Rating Distribution

	Book Value	Portfolio Allocation
<b>Secured Deposits (Insured or Collateralized)</b>		
Certificates of Deposit	83,048,309.69	22.68%
<b>Total Secured Deposits</b>	<b>83,048,309.69</b>	<b>22.68%</b>
<b>Local Government Investment Pools &amp; Money Market Funds</b>		
AAA	203,556,366.05	55.58%
<b>Total Local Government Investment Pools &amp; Money Market Funds</b>	<b>203,556,366.05</b>	<b>55.58%</b>
<b>Short Term Rating Distribution</b>		
A-1+	14,885,883.33	4.06%
<b>Total Short Term Rating Distribution</b>	<b>14,885,883.33</b>	<b>4.06%</b>
<b>Long Term Rating Distribution</b>		
AAA	64,740,645.02	17.68%
<b>Total Long Term Rating Distribution</b>	<b>64,740,645.02</b>	<b>17.68%</b>
<b>Portfolio Total</b>	<b>366,231,204.09</b>	<b>100.00%</b>

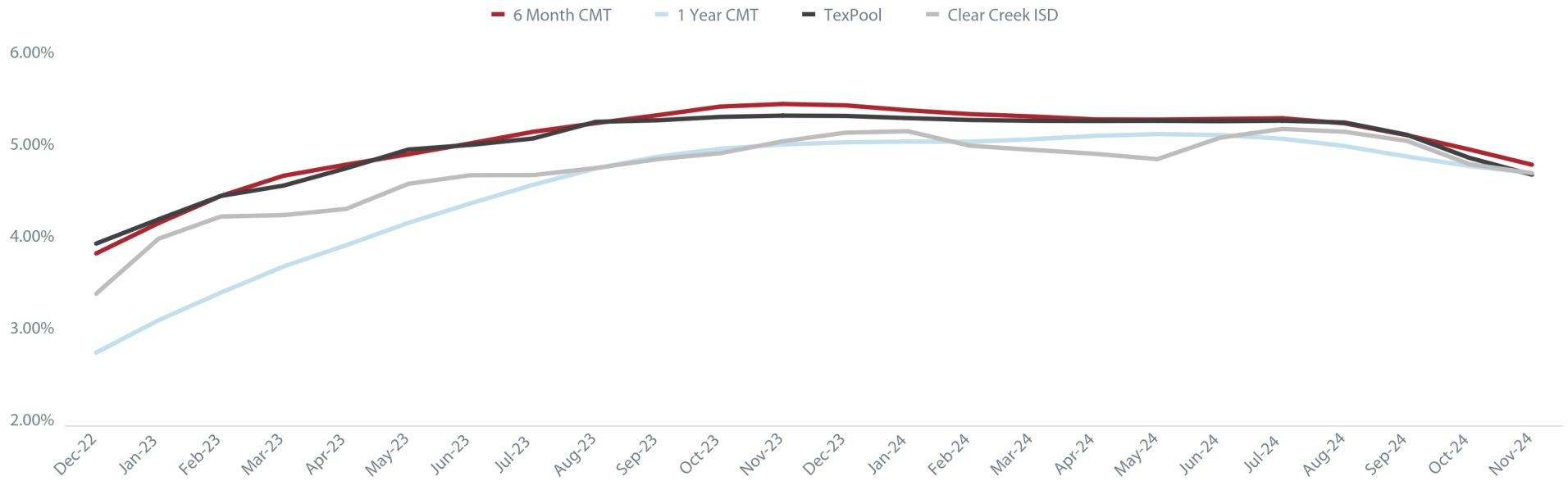
### Allocation by Rating



■ A-1+ 4.06%
 ■ SD 22.68%
 ■ AAA 73.26%



## Benchmark Comparison



## Yield Overview

	Dec-22	Jan-23	Feb-23	Mar-23	Apr-23	May-23	Jun-23	Jul-23	Aug-23	Sep-23	Oct-23	Nov-23	Dec-23	Jan-24	Feb-24	Mar-24	Apr-24	May-24	Jun-24	Jul-24	Aug-24	Sep-24	Oct-24	Nov-24
<b>Clear Creek ISD</b>	<b>3.44</b>	<b>4.03</b>	<b>4.28</b>	<b>4.29</b>	<b>4.36</b>	<b>4.63</b>	<b>4.72</b>	<b>4.73</b>	<b>4.80</b>	<b>4.90</b>	<b>4.96</b>	<b>5.09</b>	<b>5.19</b>	<b>5.20</b>	<b>5.05</b>	<b>5.00</b>	<b>4.96</b>	<b>4.90</b>	<b>5.13</b>	<b>5.23</b>	<b>5.20</b>	<b>5.10</b>	<b>4.85</b>	<b>4.75</b>
6 Month CMT	3.87	4.20	4.50	4.72	4.84	4.95	5.07	5.20	5.29	5.38	5.47	5.50	5.48	5.43	5.39	5.36	5.33	5.33	5.34	5.34	5.29	5.16	5.00	4.84
1 Year CMT	2.79	3.15	3.45	3.73	3.96	4.21	4.42	4.62	4.80	4.93	5.01	5.06	5.08	5.09	5.09	5.12	5.15	5.17	5.16	5.12	5.04	4.93	4.82	4.75
TexPool	3.98	4.24	4.50	4.61	4.80	5.00	5.05	5.12	5.30	5.32	5.36	5.37	5.37	5.35	5.33	5.32	5.31	5.32	5.31	5.32	5.30	5.16	4.91	4.73

## Fund Overview

Fund Name	Prior Book Value	Prior Market Value	Changes to Market Value	Current Book Value	Current Market Value	Net Income	Days to Final Mty	YTM	YTW
100-General Fund	123,212,085.99	123,205,069.06	8,095,628.47	131,255,942.43	131,300,697.53	1,381,600.65	88	4.745%	4.745%
200-Debt Service Fund	41,223,699.38	41,233,007.16	(376,884.04)	40,849,506.45	40,856,123.12	502,953.36	236	4.655%	4.655%
312-Bond 2017	21,373,289.94	21,373,289.94	(2,121,157.91)	19,252,132.03	19,252,132.03	249,688.49	21	4.839%	4.839%
313-Bond 2023 Prop B	101,809,742.10	101,809,742.10	(10,405,792.44)	91,403,949.66	91,403,949.66	1,186,404.10	41	4.807%	4.807%
314-Bond 2023 Prop C	21,868,436.65	21,868,436.65	(8,883,224.99)	12,985,211.66	12,985,211.66	194,876.71	1	4.884%	4.884%
330-Capital & Contingency	46,681,616.68	46,687,040.02	(793,509.92)	45,889,595.10	45,893,530.10	557,035.45	163	4.708%	4.708%
332-One-Time Capital Purchase	892,581.77	892,581.77	(65,968.52)	826,613.25	826,613.25	10,808.63	1	4.883%	4.883%
350-Victory Lakes TIRZ	467,444.72	467,444.72	(343,705.76)	123,738.96	123,738.96	3,024.24	1	4.834%	4.834%
400-Child Nutrition Fund	13,274,780.17	13,274,381.61	(1,853,128.92)	11,418,364.06	11,421,252.69	148,756.87	288	4.565%	4.565%
500-Activity Fund	8,807,726.71	8,807,726.71	1,127,397.89	9,935,124.60	9,935,124.60	110,952.61	190	4.569%	4.569%
600-Benefits Fund	1,046,556.62	1,046,556.62	13,302.37	1,059,858.99	1,059,858.99	13,302.37	1	4.880%	4.880%
700-Workers' Compensation Fd	1,215,714.43	1,215,714.43	15,452.47	1,231,166.90	1,231,166.90	15,452.47	1	4.880%	4.880%
<b>Total</b>	<b>381,873,675.16</b>	<b>381,880,990.79</b>	<b>(15,591,591.30)</b>	<b>366,231,204.09</b>	<b>366,289,399.49</b>	<b>4,374,855.95</b>	<b>104</b>	<b>4.746%</b>	<b>4.746%</b>

## Detail of Security Holdings

CUSIP	Settle Date	Security Type	Security Description	CPN	Maturity Date	Next Call Date	Call Type	Par Value	Purch Price	Original Cost	Book Value	Mkt Price	Market Value	Days to Mty	Days to Call	YTM	YTW	Rating
<b>100-General Fund</b>																		
CCWFSWEEP		LGIP	Allspring Govt MM Instl		11/30/24			7,116,020.26	100.000	7,116,020.26	7,116,020.26	100.000	7,116,020.26	1		4.588	4.588	AAA
LNSTCRP		LGIP	LoneStar Corp O/N		11/30/24			15,323,065.61	100.000	15,323,065.61	15,323,065.61	100.000	15,323,065.61	1		4.880	4.880	AAA
TEXPRIME		LGIP	TexPool Prime		11/30/24			11,415,810.80	100.000	11,415,810.80	11,415,810.80	100.000	11,415,810.80	1		4.832	4.832	AAA
TXCLASS		LGIP	Texas CLASS		11/30/24			20,236,537.31	100.000	20,236,537.31	20,236,537.31	100.000	20,236,537.31	1		4.884	4.884	AAA
TXFIT		LGIP	Texas FIT Cash Pool		11/30/24			6,554,483.93	100.000	6,554,483.93	6,554,483.93	100.000	6,554,483.93	1		4.960	4.960	AAA
912828J27	01/10/24	US GOVT	U.S. Treasury Note	2.000	02/15/25			10,000,000.00	97.055	9,705,468.75	9,943,845.13	99.469	9,946,875.00	77		4.784	4.784	AAA
91282CGN5	01/29/24	US GOVT	U.S. Treasury Note	4.625	02/28/25			10,000,000.00	99.898	9,989,843.75	9,997,772.74	100.016	10,001,562.50	90		4.718	4.718	AAA
91282CGU9	01/29/24	US GOVT	U.S. Treasury Note	3.875	03/31/25			10,000,000.00	99.102	9,910,156.25	9,974,423.56	99.797	9,979,687.50	121		4.669	4.669	AAA
91282CGX3	01/29/24	US GOVT	U.S. Treasury Note	3.875	04/30/25			10,000,000.00	99.070	9,907,031.25	9,968,904.00	99.766	9,976,562.50	151		4.643	4.643	AAA
91282CEU1	01/10/24	US GOVT	U.S. Treasury Note	2.875	06/15/25			10,000,000.00	97.648	9,764,843.75	9,909,769.40	99.203	9,920,312.50	197		4.593	4.593	AAA
3130AYQH2	02/07/24	AGCY	FHLB	4.500	07/30/25			10,000,000.00	99.853	9,985,300.00	9,993,350.08	100.078	10,007,820.00	242		4.603	4.603	AAA
CD-7028-1		CD	Gulf Coast Educators FCU	4.600	08/11/25			10,821,959.62	100.000	10,821,959.62	10,821,959.62	100.000	10,821,959.62	254		4.599	4.599	SD
<b>Total 100-General Fund</b>								<b>131,467,877.53</b>		<b>130,730,521.28</b>	<b>131,255,942.43</b>		<b>131,300,697.53</b>	<b>88</b>		<b>4.745</b>	<b>4.745</b>	
<b>200-Debt Service Fund</b>																		
LNSTCRP		LGIP	LoneStar Corp O/N		11/30/24			1,596,261.58	100.000	1,596,261.58	1,596,261.58	100.000	1,596,261.58	1		4.880	4.880	AAA
TEXPRIME		LGIP	TexPool Prime		11/30/24			2,368,251.90	100.000	2,368,251.90	2,368,251.90	100.000	2,368,251.90	1		4.832	4.832	AAA
TXCLASS		LGIP	Texas CLASS		11/30/24			3,655,192.76	100.000	3,655,192.76	3,655,192.76	100.000	3,655,192.76	1		4.884	4.884	AAA
78009ANM2	04/29/24	CP	Royal Bank of Canada	0.000	01/21/25			10,000,000.00	96.099	9,609,883.33	9,925,483.33	99.321	9,932,100.00	52		5.474	5.474	A-1+
CD-7032		CD	Gulf Coast Educators FCU	4.600	08/13/25			10,290,474.04	100.000	10,290,474.04	10,290,474.04	100.000	10,290,474.04	256		4.600	4.600	SD
CD-7035	10/04/24	CD	Gulf Coast Educators FCU	3.950	04/02/26			7,500,000.00	100.000	7,500,000.00	7,500,000.00	100.000	7,500,000.00	488		3.950	3.950	SD
CD-7039	10/25/24	CD	Gulf Coast Educators FCU	3.950	04/23/26			5,513,842.84	100.000	5,513,842.84	5,513,842.84	100.000	5,513,842.84	509		3.950	3.950	SD
<b>Total 200-Debt Service Fund</b>								<b>40,924,023.12</b>		<b>40,533,906.45</b>	<b>40,849,506.45</b>		<b>40,856,123.12</b>	<b>236</b>		<b>4.655</b>	<b>4.655</b>	
<b>312-Bond 2017</b>																		
LNSTCRP		LGIP	LoneStar Corp O/N		11/30/24			5,553,415.56	100.000	5,553,415.56	5,553,415.56	100.000	5,553,415.56	1		4.880	4.880	AAA
TEXPRIME		LGIP	TexPool Prime		11/30/24			7,865,108.85	100.000	7,865,108.85	7,865,108.85	100.000	7,865,108.85	1		4.832	4.832	AAA
TXCLASS		LGIP	Texas CLASS		11/30/24			681,995.43	100.000	681,995.43	681,995.43	100.000	681,995.43	1		4.884	4.884	AAA

## Detail of Security Holdings

CUSIP	Settle Date	Security Type	Security Description	CPN	Maturity Date	Next Call Date	Call Type	Par Value	Purch Price	Original Cost	Book Value	Mkt Price	Market Value	Days to Mty	Days to Call	YTM	YTW	Rating	
CD-7030		CD	Gulf Coast Educators FCU	4.800	02/14/25			5,151,612.19	100.000	5,151,612.19	5,151,612.19	100.000	5,151,612.19	76		4.799	4.799	SD	
<b>Total 312-Bond 2017</b>								<b>19,252,132.03</b>	<b>19,252,132.03</b>	<b>19,252,132.03</b>	<b>19,252,132.03</b>	<b>19,252,132.03</b>	<b>21</b>	<b>4.839</b>	<b>4.839</b>				
<b>313-Bond 2023 Prop B</b>																			
TXCLASS		LGIP	Texas CLASS		11/30/24			83,903,949.66	100.000	83,903,949.66	83,903,949.66	100.000	83,903,949.66	1		4.884	4.884	AAA	
CD-7036	10/04/24	CD	Gulf Coast Educators FCU	3.950	04/02/26			7,500,000.00	100.000	7,500,000.00	7,500,000.00	100.000	7,500,000.00	488		3.950	3.950	SD	
<b>Total 313-Bond 2023 Prop B</b>								<b>91,403,949.66</b>	<b>91,403,949.66</b>	<b>91,403,949.66</b>	<b>91,403,949.66</b>	<b>91,403,949.66</b>	<b>41</b>	<b>4.807</b>	<b>4.807</b>				
<b>314-Bond 2023 Prop C</b>																			
TXCLASS		LGIP	Texas CLASS		11/30/24			12,985,211.66	100.000	12,985,211.66	12,985,211.66	100.000	12,985,211.66	1		4.884	4.884	AAA	
<b>Total 314-Bond 2023 Prop C</b>								<b>12,985,211.66</b>	<b>12,985,211.66</b>	<b>12,985,211.66</b>	<b>12,985,211.66</b>	<b>12,985,211.66</b>	<b>1</b>	<b>4.884</b>	<b>4.884</b>				
<b>330-Capital &amp; Contingency</b>																			
LNSTCRP		LGIP	LoneStar Corp O/N		11/30/24			2,970,652.15	100.000	2,970,652.15	2,970,652.15	100.000	2,970,652.15	1		4.880	4.880	AAA	
TEXPRIME		LGIP	TexPool Prime		11/30/24			2,965,735.70	100.000	2,965,735.70	2,965,735.70	100.000	2,965,735.70	1		4.832	4.832	AAA	
TXCLASS		LGIP	Texas CLASS		11/30/24			6,367,623.25	100.000	6,367,623.25	6,367,623.25	100.000	6,367,623.25	1		4.884	4.884	AAA	
89233GNQ5	04/30/24	CP	Toyota Motor Credit Corp	0.000	01/24/25			5,000,000.00	96.055	4,802,733.33	4,960,400.00	99.287	4,964,335.00	55		5.497	5.497	A-1+	
CD-7031		CD	Gulf Coast Educators FCU	4.800	02/14/25			10,303,224.38	100.000	10,303,224.38	10,303,224.38	100.000	10,303,224.38	76		4.799	4.799	SD	
CD-7029-1		CD	Gulf Coast Educators FCU	4.600	08/11/25			10,821,959.62	100.000	10,821,959.62	10,821,959.62	100.000	10,821,959.62	254		4.599	4.599	SD	
CD-7038	10/04/24	CD	Gulf Coast Educators FCU	3.950	04/02/26			7,500,000.00	100.000	7,500,000.00	7,500,000.00	100.000	7,500,000.00	488		3.950	3.950	SD	
<b>Total 330-Capital &amp; Contingency</b>								<b>45,929,195.10</b>	<b>45,731,928.43</b>	<b>45,889,595.10</b>	<b>45,889,595.10</b>	<b>45,893,530.10</b>	<b>163</b>	<b>4.708</b>	<b>4.708</b>				
<b>332-One-Time Capital Purchase</b>																			
TXCLASS		LGIP	Texas CLASS		11/30/24			826,613.25	100.000	826,613.25	826,613.25	100.000	826,613.25	1		4.884	4.884	AAA	
<b>Total 332-One-Time Capital Purchase</b>								<b>826,613.25</b>	<b>826,613.25</b>	<b>826,613.25</b>	<b>826,613.25</b>	<b>826,613.25</b>	<b>1</b>	<b>4.884</b>	<b>4.884</b>				

## Detail of Security Holdings

CUSIP	Settle Date	Security Type	Security Description	CPN	Maturity Date	Next Call Date	Call Type	Par Value	Purch Price	Original Cost	Book Value	Mkt Price	Market Value	Days to Mty	Days to Call	YTM	YTW	Rating	
<b>350-Victory Lakes TIRZ</b>																			
LNSTCRP		LGIP	LoneStar Corp O/N		11/30/24			3,713.26	100.000	3,713.26	3,713.26	100.000	3,713.26	1		4.880	4.880	AAA	
TEXPRIME		LGIP	TexPool Prime		11/30/24			120,025.70	100.000	120,025.70	120,025.70	100.000	120,025.70	1		4.832	4.832	AAA	
<b>Total 350-Victory Lakes TIRZ</b>								<b>123,738.96</b>		<b>123,738.96</b>	<b>123,738.96</b>		<b>123,738.96</b>	<b>1</b>		<b>4.834</b>	<b>4.834</b>		
<b>400-Child Nutrition Fund</b>																			
LNSTCRP		LGIP	LoneStar Corp O/N		11/30/24			660,711.23	100.000	660,711.23	660,711.23	100.000	660,711.23	1		4.880	4.880	AAA	
TEXPRIME		LGIP	TexPool Prime		11/30/24			795,083.88	100.000	795,083.88	795,083.88	100.000	795,083.88	1		4.832	4.832	AAA	
TXCLASS		LGIP	Texas CLASS		11/30/24			2,437,370.33	100.000	2,437,370.33	2,437,370.33	100.000	2,437,370.33	1		4.884	4.884	AAA	
CD-7034		CD	Gulf Coast Educators FCU	4.600	08/13/25			2,572,618.50	100.000	2,572,618.50	2,572,618.50	100.000	2,572,618.50	256		4.600	4.600	SD	
91282CHB0	11/15/24	US GOVT	U.S. Treasury Note	3.625	05/15/26			5,000,000.00	99.023	4,951,171.88	4,952,580.12	99.109	4,955,468.75	531		4.304	4.304	AAA	
<b>Total 400-Child Nutrition Fund</b>								<b>11,465,783.94</b>		<b>11,416,955.82</b>	<b>11,418,364.06</b>		<b>11,421,252.69</b>	<b>288</b>		<b>4.565</b>	<b>4.565</b>		
<b>500-Activity Fund</b>																			
LNSTCRP		LGIP	LoneStar Corp O/N		11/30/24			1,524,411.40	100.000	1,524,411.40	1,524,411.40	100.000	1,524,411.40	1		4.880	4.880	AAA	
TEXPRIME		LGIP	TexPool Prime		11/30/24			1,011,563.84	100.000	1,011,563.84	1,011,563.84	100.000	1,011,563.84	1		4.832	4.832	AAA	
TXCLASS		LGIP	Texas CLASS		11/30/24			2,326,530.86	100.000	2,326,530.86	2,326,530.86	100.000	2,326,530.86	1		4.884	4.884	AAA	
CD-7033		CD	Gulf Coast Educators FCU	4.600	08/13/25			2,572,618.50	100.000	2,572,618.50	2,572,618.50	100.000	2,572,618.50	256		4.600	4.600	SD	
CD-7037	10/04/24	CD	Gulf Coast Educators FCU	3.950	04/02/26			2,500,000.00	100.000	2,500,000.00	2,500,000.00	100.000	2,500,000.00	488		3.950	3.950	SD	
<b>Total 500-Activity Fund</b>								<b>9,935,124.60</b>		<b>9,935,124.60</b>	<b>9,935,124.60</b>		<b>9,935,124.60</b>	<b>190</b>		<b>4.569</b>	<b>4.569</b>		
<b>600-Benefits Fund</b>																			
LNSTCRP		LGIP	LoneStar Corp O/N		11/30/24			1,059,858.99	100.000	1,059,858.99	1,059,858.99	100.000	1,059,858.99	1		4.880	4.880	AAA	
<b>Total 600-Benefits Fund</b>								<b>1,059,858.99</b>		<b>1,059,858.99</b>	<b>1,059,858.99</b>		<b>1,059,858.99</b>	<b>1</b>		<b>4.880</b>	<b>4.880</b>		
<b>700-Workers' Compensation Fd</b>																			
LNSTCRP		LGIP	LoneStar Corp O/N		11/30/24			1,231,166.90	100.000	1,231,166.90	1,231,166.90	100.000	1,231,166.90	1		4.880	4.880	AAA	

## Detail of Security Holdings

CUSIP	Settle Date	Security Type	Security Description	CPN	Maturity Date	Next Call Date	Call Type	Par Value	Purch Price	Original Cost	Book Value	Mkt Price	Market Value	Days to Mty	Days to Call	YTM	YTW	Rating
			Total 700-Workers' Compensation Fd					1,231,166.90		1,231,166.90	1,231,166.90		1,231,166.90	1		4.880	4.880	
<b>Grand Total</b>								<b>366,604,675.74</b>		<b>365,231,108.03</b>	<b>366,231,204.09</b>		<b>366,289,399.49</b>	<b>104</b>		<b>4.746</b>	<b>4.746</b>	

## Earned Income

CUSIP	Security Type	Security Description	Beginning Accrued	Interest Earned	Interest Rec'd/ Sold/Matured	Interest Purchased	Ending Accrued	Disc Accr/Prem Amort	Net Realized Gain/Loss	Net Income
<b>100-General Fund</b>										
78009AKJ2	CP	Royal Bank of Canada	0.00	0.00	0.00	0.00	0.00	52,222.22	0.00	52,222.22
CCWFSWEEP	LGIP	Allspring Govt MM Instl	41,192.28	99,380.93	109,512.39	0.00	31,060.82	0.00	0.00	99,380.93
LNSTCRP	LGIP	LoneStar Corp O/N	0.00	68,208.28	68,208.28	0.00	0.00	0.00	0.00	68,208.28
TEXPRIME	LGIP	TexPool Prime	0.00	64,825.01	64,825.01	0.00	0.00	0.00	0.00	64,825.01
TXCLASS	LGIP	Texas CLASS	0.00	224,890.06	224,890.06	0.00	0.00	0.00	0.00	224,890.06
TXFIT	LGIP	Texas FIT Cash Pool	0.00	55,627.43	55,627.43	0.00	0.00	0.00	0.00	55,627.43
912828J27	US GOVT	U.S. Treasury Note	9,239.13	49,456.52	0.00	0.00	58,695.65	67,238.07	0.00	116,694.59
91282CGN5	US GOVT	U.S. Treasury Note	232,527.62	116,263.81	231,250.00	0.00	117,541.44	2,277.31	0.00	118,541.12
91282CGU9	US GOVT	U.S. Treasury Note	163,046.45	96,706.30	193,750.00	0.00	66,002.75	19,221.46	0.00	115,927.76
91282CGX3	US GOVT	U.S. Treasury Note	130,570.65	96,363.05	193,750.00	0.00	33,183.70	18,384.51	0.00	114,747.56
91282CEU1	US GOVT	U.S. Treasury Note	61,270.49	71,482.24	0.00	0.00	132,752.73	40,809.61	0.00	112,291.85
3130AYQH2	AGCY	FHLB	38,750.00	112,500.00	0.00	0.00	151,250.00	2,437.78	0.00	114,937.78
CD-7028-1	CD	Gulf Coast Educators FCU	83,364.56	123,306.04	123,702.25	0.00	82,968.36	0.00	0.00	123,306.04
<b>Total 100-General Fund</b>			<b>759,961.19</b>	<b>1,179,009.68</b>	<b>1,265,515.42</b>	<b>0.00</b>	<b>673,455.45</b>	<b>202,590.97</b>	<b>0.00</b>	<b>1,381,600.65</b>
<b>200-Debt Service Fund</b>										
CD-7027-1	CD	Gulf Coast Educators FCU	51,391.40	45,040.27	96,431.67	0.00	0.00	0.00	0.00	45,040.27
LNSTCRP	LGIP	LoneStar Corp O/N	0.00	45,560.27	45,560.27	0.00	0.00	0.00	0.00	45,560.27
TEXPRIME	LGIP	TexPool Prime	0.00	36,500.39	36,500.39	0.00	0.00	0.00	0.00	36,500.39
TXCLASS	LGIP	Texas CLASS	0.00	56,676.61	56,676.61	0.00	0.00	0.00	0.00	56,676.61
78009ANM2	CP	Royal Bank of Canada	0.00	0.00	0.00	0.00	0.00	132,961.11	0.00	132,961.11
CD-7032	CD	Gulf Coast Educators FCU	79,270.38	117,250.27	117,627.02	0.00	78,893.63	0.00	0.00	117,250.27
CD-7035	CD	Gulf Coast Educators FCU	0.00	46,946.72	0.00	0.00	46,946.72	0.00	0.00	46,946.72
CD-7039	CD	Gulf Coast Educators FCU	0.00	22,017.71	0.00	0.00	22,017.71	0.00	0.00	22,017.71
<b>Total 200-Debt Service Fund</b>			<b>130,661.78</b>	<b>369,992.24</b>	<b>352,795.96</b>	<b>0.00</b>	<b>147,858.06</b>	<b>132,961.11</b>	<b>0.00</b>	<b>502,953.36</b>
<b>312-Bond 2017</b>										
LNSTCRP	LGIP	LoneStar Corp O/N	0.00	74,554.84	74,554.84	0.00	0.00	0.00	0.00	74,554.84

## Earned Income

CUSIP	Security Type	Security Description	Beginning Accrued	Interest Earned	Interest Rec'd/ Sold/Matured	Interest Purchased	Ending Accrued	Disc Accr/Prem Amort	Net Realized Gain/Loss	Net Income
TEXPRIME	LGIP	TexPool Prime	0.00	105,684.83	105,684.83	0.00	0.00	0.00	0.00	105,684.83
TXCLASS	LGIP	Texas CLASS	0.00	8,208.92	8,208.92	0.00	0.00	0.00	0.00	8,208.92
CD-7030	CD	Gulf Coast Educators FCU	41,389.14	61,239.90	61,416.14	0.00	41,212.90	0.00	0.00	61,239.90
<b>Total 312-Bond 2017</b>			<b>41,389.14</b>	<b>249,688.49</b>	<b>249,864.73</b>	<b>0.00</b>	<b>41,212.90</b>	<b>0.00</b>	<b>0.00</b>	<b>249,688.49</b>
<b>313-Bond 2023 Prop B</b>										
TXCLASS	LGIP	Texas CLASS	0.00	1,139,457.38	1,139,457.38	0.00	0.00	0.00	0.00	1,139,457.38
CD-7036	CD	Gulf Coast Educators FCU	0.00	46,946.72	0.00	0.00	46,946.72	0.00	0.00	46,946.72
<b>Total 313-Bond 2023 Prop B</b>			<b>0.00</b>	<b>1,186,404.10</b>	<b>1,139,457.38</b>	<b>0.00</b>	<b>46,946.72</b>	<b>0.00</b>	<b>0.00</b>	<b>1,186,404.10</b>
<b>314-Bond 2023 Prop C</b>										
TXCLASS	LGIP	Texas CLASS	0.00	194,876.71	194,876.71	0.00	0.00	0.00	0.00	194,876.71
<b>Total 314-Bond 2023 Prop C</b>			<b>0.00</b>	<b>194,876.71</b>	<b>194,876.71</b>	<b>0.00</b>	<b>0.00</b>	<b>0.00</b>	<b>0.00</b>	<b>194,876.71</b>
<b>330-Capital &amp; Contingency</b>										
LNSTCRP	LGIP	LoneStar Corp O/N	0.00	45,915.14	45,915.14	0.00	0.00	0.00	0.00	45,915.14
TEXPRIME	LGIP	TexPool Prime	0.00	37,170.10	37,170.10	0.00	0.00	0.00	0.00	37,170.10
TXCLASS	LGIP	Texas CLASS	0.00	114,484.32	114,484.32	0.00	0.00	0.00	0.00	114,484.32
89233GNQ5	CP	Toyota Motor Credit Corp	0.00	0.00	0.00	0.00	0.00	66,733.33	0.00	66,733.33
CD-7031	CD	Gulf Coast Educators FCU	82,778.27	122,479.79	122,832.27	0.00	82,425.80	0.00	0.00	122,479.79
CD-7029-1	CD	Gulf Coast Educators FCU	83,364.56	123,306.04	123,702.25	0.00	82,968.36	0.00	0.00	123,306.04
CD-7038	CD	Gulf Coast Educators FCU	0.00	46,946.72	0.00	0.00	46,946.72	0.00	0.00	46,946.72
<b>Total 330-Capital &amp; Contingency</b>			<b>166,142.83</b>	<b>490,302.12</b>	<b>444,104.08</b>	<b>0.00</b>	<b>212,340.87</b>	<b>66,733.33</b>	<b>0.00</b>	<b>557,035.45</b>
<b>332-One-Time Capital Purchase</b>										
TXCLASS	LGIP	Texas CLASS	0.00	10,808.63	10,808.63	0.00	0.00	0.00	0.00	10,808.63



## Earned Income

CUSIP	Security Type	Security Description	Beginning Accrued	Interest Earned	Interest Rec'd/Sold/Matured	Interest Purchased	Ending Accrued	Disc Accr/Prem Amort	Net Realized Gain/Loss	Net Income
<b>Total 332-One-Time Capital Purchase</b>			<b>0.00</b>	<b>10,808.63</b>	<b>10,808.63</b>	<b>0.00</b>	<b>0.00</b>	<b>0.00</b>	<b>0.00</b>	<b>10,808.63</b>
<b>350-Victory Lakes TIRZ</b>										
LNSTCRP	LGIP	LoneStar Corp O/N	0.00	84.72	84.72	0.00	0.00	0.00	0.00	84.72
TEXPRIME	LGIP	TexPool Prime	0.00	2,939.52	2,939.52	0.00	0.00	0.00	0.00	2,939.52
<b>Total 350-Victory Lakes TIRZ</b>			<b>0.00</b>	<b>3,024.24</b>	<b>3,024.24</b>	<b>0.00</b>	<b>0.00</b>	<b>0.00</b>	<b>0.00</b>	<b>3,024.24</b>
<b>400-Child Nutrition Fund</b>										
912828G38	US GOVT	U.S. Treasury Note	33,322.01	22,927.99	56,250.00	0.00	0.00	28,507.69	0.00	51,435.68
LNSTCRP	LGIP	LoneStar Corp O/N	0.00	11,003.76	11,003.76	0.00	0.00	0.00	0.00	11,003.76
TEXPRIME	LGIP	TexPool Prime	0.00	9,895.08	9,895.08	0.00	0.00	0.00	0.00	9,895.08
TXCLASS	LGIP	Texas CLASS	0.00	37,690.49	37,690.49	0.00	0.00	0.00	0.00	37,690.49
CD-7034	CD	Gulf Coast Educators FCU	19,817.60	29,312.56	29,406.75	0.00	19,723.41	0.00	0.00	29,312.56
91282CHB0	US GOVT	U.S. Treasury Note	0.00	8,011.05	0.00	0.00	8,011.05	1,408.24	0.00	9,419.29
<b>Total 400-Child Nutrition Fund</b>			<b>53,139.61</b>	<b>118,840.93</b>	<b>144,246.08</b>	<b>0.00</b>	<b>27,734.46</b>	<b>29,915.93</b>	<b>0.00</b>	<b>148,756.87</b>
<b>500-Activity Fund</b>										
LNSTCRP	LGIP	LoneStar Corp O/N	0.00	23,628.31	23,628.31	0.00	0.00	0.00	0.00	23,628.31
TEXPRIME	LGIP	TexPool Prime	0.00	19,572.75	19,572.75	0.00	0.00	0.00	0.00	19,572.75
TXCLASS	LGIP	Texas CLASS	0.00	22,790.08	22,790.08	0.00	0.00	0.00	0.00	22,790.08
CD-7033	CD	Gulf Coast Educators FCU	19,817.60	29,312.56	29,406.75	0.00	19,723.41	0.00	0.00	29,312.56
CD-7037	CD	Gulf Coast Educators FCU	0.00	15,648.91	0.00	0.00	15,648.91	0.00	0.00	15,648.91
<b>Total 500-Activity Fund</b>			<b>19,817.60</b>	<b>110,952.61</b>	<b>95,397.89</b>	<b>0.00</b>	<b>35,372.32</b>	<b>0.00</b>	<b>0.00</b>	<b>110,952.61</b>
<b>600-Benefits Fund</b>										
LNSTCRP	LGIP	LoneStar Corp O/N	0.00	13,302.37	13,302.37	0.00	0.00	0.00	0.00	13,302.37
<b>Total 600-Benefits Fund</b>			<b>0.00</b>	<b>13,302.37</b>	<b>13,302.37</b>	<b>0.00</b>	<b>0.00</b>	<b>0.00</b>	<b>0.00</b>	<b>13,302.37</b>

## Earned Income

CUSIP	Security Type	Security Description	Beginning Accrued	Interest Earned	Interest Rec'd/ Sold/Matured	Interest Purchased	Ending Accrued	Disc Accr/Prem Amort	Net Realized Gain/Loss	Net Income
<b>700-Workers' Compensation Fd</b>										
LNSTCRP	LGIP	LoneStar Corp O/N	0.00	15,452.47	15,452.47	0.00	0.00	0.00	0.00	15,452.47
<b>Total 700-Workers' Compensation Fd</b>			<b>0.00</b>	<b>15,452.47</b>	<b>15,452.47</b>	<b>0.00</b>	<b>0.00</b>	<b>0.00</b>	<b>0.00</b>	<b>15,452.47</b>
<b>Grand Total</b>			<b>1,171,112.14</b>	<b>3,942,654.60</b>	<b>3,928,845.96</b>	<b>0.00</b>	<b>1,184,920.78</b>	<b>432,201.35</b>	<b>0.00</b>	<b>4,374,855.95</b>

## Investment Transactions

CUSIP	Trade Date	Settle Date	Security Type	Security Description	Coupon	Maturity Date	Call Date	Par Value	Price	Principal Amount	Interest Purchased/Received	Total Amount	Realized Gain/Loss	YTM	YTW
<b>100-General Fund</b>															
<b>Buy</b>															
CD-7028-1	10/01/24	10/01/24	CD	Gulf Coast Educators FCU	4.600	08/11/25		123,702.25	100.000	123,702.25	0.00	123,702.25	0.00	4.600	4.600
<b>Total Buy</b>								<b>123,702.25</b>		<b>123,702.25</b>	<b>0.00</b>	<b>123,702.25</b>	<b>0.00</b>		
<b>Coupon</b>															
91282CGN5	08/31/24	08/31/24	US GOVT	U.S. Treasury Note	4.625	02/28/25		0.00		0.00	0.00	0.00	0.00	--	--
91282CGU9	09/30/24	09/30/24	US GOVT	U.S. Treasury Note	3.875	03/31/25		0.00		0.00	193,750.00	193,750.00	0.00	--	--
CD-7028-1	10/01/24	10/01/24	CD	Gulf Coast Educators FCU	4.600	08/11/25		0.00		0.00	123,702.25	123,702.25	0.00	--	--
91282CGX3	10/31/24	10/31/24	US GOVT	U.S. Treasury Note	3.875	04/30/25		0.00		0.00	193,750.00	193,750.00	0.00	--	--
<b>Total Coupon</b>								<b>0.00</b>		<b>0.00</b>	<b>511,202.25</b>	<b>511,202.25</b>	<b>0.00</b>		
<b>Maturity</b>															
78009AKJ2	10/18/24	10/18/24	CP	Royal Bank of Canada	0.000	10/18/24		(8,000,000.00)	100.000	8,000,000.00	0.00	8,000,000.00	0.00	--	--
<b>Total Maturity</b>								<b>(8,000,000.00)</b>		<b>8,000,000.00</b>	<b>0.00</b>	<b>8,000,000.00</b>	<b>0.00</b>		
<b>200-Debt Service Fund</b>															
<b>Buy</b>															
CD-7032	10/01/24	10/01/24	CD	Gulf Coast Educators FCU	4.600	08/13/25		117,627.02	100.000	117,627.02	0.00	117,627.02	0.00	4.600	4.600
CD-7027-1	10/01/24	10/01/24	CD	Gulf Coast Educators FCU	5.600	10/25/24		76,258.20	100.000	76,258.20	0.00	76,258.20	0.00	5.600	5.600
CD-7035	10/04/24	10/04/24	CD	Gulf Coast Educators FCU	3.950	04/02/26		7,500,000.00	100.000	7,500,000.00	0.00	7,500,000.00	0.00	3.950	3.950
CD-7039	10/25/24	10/25/24	CD	Gulf Coast Educators FCU	3.950	04/23/26		5,513,842.84	100.000	5,513,842.84	0.00	5,513,842.84	0.00	3.950	3.950
<b>Total Buy</b>								<b>13,207,728.06</b>		<b>13,207,728.06</b>	<b>0.00</b>	<b>13,207,728.06</b>	<b>0.00</b>		
<b>Coupon</b>															
CD-7032	10/01/24	10/01/24	CD	Gulf Coast Educators FCU	4.600	08/13/25		0.00		0.00	117,627.02	117,627.02	0.00	--	--
CD-7027-1	10/01/24	10/01/24	CD	Gulf Coast Educators FCU	5.600	10/25/24		0.00		0.00	76,258.20	76,258.20	0.00	--	--
CD-7027-1	10/25/24	10/25/24	CD	Gulf Coast Educators FCU	5.600	10/25/24		0.00		0.00	20,173.47	20,173.47	0.00	--	--
<b>Total Coupon</b>								<b>0.00</b>		<b>0.00</b>	<b>214,058.69</b>	<b>214,058.69</b>	<b>0.00</b>		
<b>Maturity</b>															
CD-7027-1	10/25/24	10/25/24	CD	Gulf Coast Educators FCU	5.600	10/25/24		(5,493,669.37)	100.000	5,493,669.37	0.00	5,493,669.37	0.00	--	--

## Investment Transactions

CUSIP	Trade Date	Settle Date	Security Type	Security Description	Coupon	Maturity Date	Call Date	Par Value	Price	Principal Amount	Interest Purchased/Received	Total Amount	Realized Gain/Loss	YTM	YTW
<b>Total Maturity</b>								<b>(5,493,669.37)</b>		<b>5,493,669.37</b>	<b>0.00</b>	<b>5,493,669.37</b>	<b>0.00</b>		
<b>312-Bond 2017</b>															
<b>Buy</b>															
CD-7030	10/01/24	10/01/24	CD	Gulf Coast Educators FCU	4.800	02/14/25		61,416.14	100.000	61,416.14	0.00	61,416.14	0.00	4.800	4.800
<b>Total Buy</b>								<b>61,416.14</b>		<b>61,416.14</b>	<b>0.00</b>	<b>61,416.14</b>	<b>0.00</b>		
<b>Coupon</b>															
CD-7030	10/01/24	10/01/24	CD	Gulf Coast Educators FCU	4.800	02/14/25		0.00		0.00	61,416.14	61,416.14	0.00	--	--
<b>Total Coupon</b>								<b>0.00</b>		<b>0.00</b>	<b>61,416.14</b>	<b>61,416.14</b>	<b>0.00</b>		
<b>313-Bond 2023 Prop B</b>															
<b>Buy</b>															
CD-7036	10/04/24	10/04/24	CD	Gulf Coast Educators FCU	3.950	04/02/26		7,500,000.00	100.000	7,500,000.00	0.00	7,500,000.00	0.00	3.950	3.950
<b>Total Buy</b>								<b>7,500,000.00</b>		<b>7,500,000.00</b>	<b>0.00</b>	<b>7,500,000.00</b>	<b>0.00</b>		
<b>330-Capital &amp; Contingency</b>															
<b>Buy</b>															
CD-7029-1	10/01/24	10/01/24	CD	Gulf Coast Educators FCU	4.600	08/11/25		123,702.25	100.000	123,702.25	0.00	123,702.25	0.00	4.600	4.600
CD-7031	10/01/24	10/01/24	CD	Gulf Coast Educators FCU	4.800	02/14/25		122,832.27	100.000	122,832.27	0.00	122,832.27	0.00	4.800	4.800
CD-7038	10/04/24	10/04/24	CD	Gulf Coast Educators FCU	3.950	04/02/26		7,500,000.00	100.000	7,500,000.00	0.00	7,500,000.00	0.00	3.950	3.950
<b>Total Buy</b>								<b>7,746,534.52</b>		<b>7,746,534.52</b>	<b>0.00</b>	<b>7,746,534.52</b>	<b>0.00</b>		
<b>Coupon</b>															
CD-7029-1	10/01/24	10/01/24	CD	Gulf Coast Educators FCU	4.600	08/11/25		0.00		0.00	123,702.25	123,702.25	0.00	--	--
CD-7031	10/01/24	10/01/24	CD	Gulf Coast Educators FCU	4.800	02/14/25		0.00		0.00	122,832.27	122,832.27	0.00	--	--
<b>Total Coupon</b>								<b>0.00</b>		<b>0.00</b>	<b>246,534.52</b>	<b>246,534.52</b>	<b>0.00</b>		
<b>400-Child Nutrition Fund</b>															
<b>Buy</b>															
CD-7034	10/01/24	10/01/24	CD	Gulf Coast Educators FCU	4.600	08/13/25		29,406.75	100.000	29,406.75	0.00	29,406.75	0.00	4.600	4.600

## Investment Transactions

CUSIP	Trade Date	Settle Date	Security Type	Security Description	Coupon	Maturity Date	Call Date	Par Value	Price	Principal Amount	Interest Purchased/Received	Total Amount	Realized Gain/Loss	YTM	YTW
91282CHB0	11/13/24	11/15/24	US GOVT	U.S. Treasury Note	3.625	05/15/26		5,000,000.00	99.023	4,951,171.88	0.00	4,951,171.88	0.00	4.304	4.304
<b>Total Buy</b>								<b>5,029,406.75</b>		<b>4,980,578.63</b>	<b>0.00</b>	<b>4,980,578.63</b>	<b>0.00</b>		
<b>Coupon</b>															
CD-7034	10/01/24	10/01/24	CD	Gulf Coast Educators FCU	4.600	08/13/25		0.00		0.00	29,406.75	29,406.75	0.00	--	--
912828G38	11/15/24	11/15/24	US GOVT	U.S. Treasury Note	2.250	11/15/24		0.00		0.00	56,250.00	56,250.00	0.00	--	--
<b>Total Coupon</b>								<b>0.00</b>		<b>0.00</b>	<b>85,656.75</b>	<b>85,656.75</b>	<b>0.00</b>		
<b>Maturity</b>															
912828G38	11/15/24	11/15/24	US GOVT	U.S. Treasury Note	2.250	11/15/24		(5,000,000.00)	100.000	5,000,000.00	0.00	5,000,000.00	0.00	--	--
<b>Total Maturity</b>								<b>(5,000,000.00)</b>		<b>5,000,000.00</b>	<b>0.00</b>	<b>5,000,000.00</b>	<b>0.00</b>		
<b>500-Activity Fund</b>															
<b>Buy</b>															
CD-7033	10/01/24	10/01/24	CD	Gulf Coast Educators FCU	4.600	08/13/25		29,406.75	100.000	29,406.75	0.00	29,406.75	0.00	4.600	4.600
CD-7037	10/04/24	10/04/24	CD	Gulf Coast Educators FCU	3.950	04/02/26		2,500,000.00	100.000	2,500,000.00	0.00	2,500,000.00	0.00	3.950	3.950
<b>Total Buy</b>								<b>2,529,406.75</b>		<b>2,529,406.75</b>	<b>0.00</b>	<b>2,529,406.75</b>	<b>0.00</b>		
<b>Coupon</b>															
CD-7033	10/01/24	10/01/24	CD	Gulf Coast Educators FCU	4.600	08/13/25		0.00		0.00	29,406.75	29,406.75	0.00	--	--
<b>Total Coupon</b>								<b>0.00</b>		<b>0.00</b>	<b>29,406.75</b>	<b>29,406.75</b>	<b>0.00</b>		

## Investment Transactions Totals

Transaction Type	Quantity	Principal Amount	Interest	Total Amount	Realized G/L	YTM	YTW
Total Buy	36,198,194.47	(36,149,366.35)	0.00	(36,149,366.35)	0.00	4.014	4.014
Total Maturity	(18,493,669.37)	18,493,669.37	0.00	18,493,669.37	0.00	5.294	5.294
Total Coupon	0.00	0.00	1,148,275.10	1,148,275.10	0.00		

## Amortization and Accretion

CUSIP	Settle Date	Security Type	Security Description	Purchase Qty	Orig Price	Original Cost	Amort/Accr for Period	Total Amort/Accr Since Purch	Remaining Disc/Premium	Ending Book Value
<b>100-General Fund</b>										
78009AKJ2	01/24/24	CP	Royal Bank of Canada	0.00	0.000	0.00	52,222.22	0.00	0.00	0.00
912828J27	01/10/24	US GOVT	U.S. Treasury Note	10,000,000.00	97.055	9,705,468.75	67,238.07	238,376.38	(56,154.87)	9,943,845.13
91282CGN5	01/29/24	US GOVT	U.S. Treasury Note	10,000,000.00	99.898	9,989,843.75	2,277.31	7,928.99	(2,227.26)	9,997,772.74
91282CGU9	01/29/24	US GOVT	U.S. Treasury Note	10,000,000.00	99.102	9,910,156.25	19,221.46	64,267.31	(25,576.44)	9,974,423.56
91282CGX3	01/29/24	US GOVT	U.S. Treasury Note	10,000,000.00	99.070	9,907,031.25	18,384.51	61,872.75	(31,096.00)	9,968,904.00
91282CEU1	01/10/24	US GOVT	U.S. Treasury Note	10,000,000.00	97.648	9,764,843.75	40,809.61	144,925.65	(90,230.60)	9,909,769.40
3130AYQH2	02/07/24	AGCY	FHLB	10,000,000.00	99.853	9,985,300.00	2,437.78	8,050.08	(6,649.92)	9,993,350.08
CD-7028-1		CD	Gulf Coast Educators FCU	10,821,959.62	100.000	10,821,959.62	0.00	0.00	0.00	10,821,959.62
<b>Total 100-General Fund</b>				<b>70,821,959.62</b>		<b>70,084,603.37</b>	<b>202,590.97</b>	<b>525,421.15</b>	<b>(211,935.10)</b>	<b>70,610,024.52</b>
<b>200-Debt Service Fund</b>										
CD-7027-1	10/01/24	CD	Gulf Coast Educators FCU	0.00	0.000	0.00	0.00	0.00	0.00	0.00
78009ANM2	04/29/24	CP	Royal Bank of Canada	10,000,000.00	96.099	9,609,883.33	132,961.11	315,600.00	(74,516.67)	9,925,483.33
CD-7032		CD	Gulf Coast Educators FCU	10,290,474.04	100.000	10,290,474.04	0.00	0.00	0.00	10,290,474.04
CD-7035	10/04/24	CD	Gulf Coast Educators FCU	7,500,000.00	100.000	7,500,000.00	0.00	0.00	0.00	7,500,000.00
CD-7039	10/25/24	CD	Gulf Coast Educators FCU	5,513,842.84	100.000	5,513,842.84	0.00	0.00	0.00	5,513,842.84
<b>Total 200-Debt Service Fund</b>				<b>33,304,316.88</b>		<b>32,914,200.21</b>	<b>132,961.11</b>	<b>315,600.00</b>	<b>(74,516.67)</b>	<b>33,229,800.21</b>
<b>312-Bond 2017</b>										
CD-7030		CD	Gulf Coast Educators FCU	5,151,612.19	100.000	5,151,612.19	0.00	0.00	0.00	5,151,612.19
<b>Total 312-Bond 2017</b>				<b>5,151,612.19</b>		<b>5,151,612.19</b>	<b>0.00</b>	<b>0.00</b>	<b>0.00</b>	<b>5,151,612.19</b>
<b>313-Bond 2023 Prop B</b>										
CD-7036	10/04/24	CD	Gulf Coast Educators FCU	7,500,000.00	100.000	7,500,000.00	0.00	0.00	0.00	7,500,000.00
<b>Total 313-Bond 2023 Prop B</b>				<b>7,500,000.00</b>		<b>7,500,000.00</b>	<b>0.00</b>	<b>0.00</b>	<b>0.00</b>	<b>7,500,000.00</b>
<b>330-Capital &amp; Contingency</b>										

## Amortization and Accretion

CUSIP	Settle Date	Security Type	Security Description	Purchase Qty	Orig Price	Original Cost	Amort/Accr for Period	Total Amort/Accr Since Purch	Remaining Disc/Premium	Ending Book Value
89233GNQ5	04/30/24	CP	Toyota Motor Credit Corp	5,000,000.00	96.055	4,802,733.33	66,733.33	157,666.67	(39,600.00)	4,960,400.00
CD-7031		CD	Gulf Coast Educators FCU	10,303,224.38	100.000	10,303,224.38	0.00	0.00	0.00	10,303,224.38
CD-7029-1		CD	Gulf Coast Educators FCU	10,821,959.62	100.000	10,821,959.62	0.00	0.00	0.00	10,821,959.62
CD-7038	10/04/24	CD	Gulf Coast Educators FCU	7,500,000.00	100.000	7,500,000.00	0.00	0.00	0.00	7,500,000.00
<b>Total 330-Capital &amp; Contingency</b>				<b>33,625,184.00</b>		<b>33,427,917.33</b>	<b>66,733.33</b>	<b>157,666.67</b>	<b>(39,600.00)</b>	<b>33,585,584.00</b>
<b>400-Child Nutrition Fund</b>										
912828G38	12/08/23	US GOVT	U.S. Treasury Note	0.00	0.000	0.00	28,507.69	0.00	0.00	0.00
CD-7034		CD	Gulf Coast Educators FCU	2,572,618.50	100.000	2,572,618.50	0.00	0.00	0.00	2,572,618.50
91282CHB0	11/15/24	US GOVT	U.S. Treasury Note	5,000,000.00	99.023	4,951,171.88	1,408.24	1,408.24	(47,419.88)	4,952,580.12
<b>Total 400-Child Nutrition Fund</b>				<b>7,572,618.50</b>		<b>7,523,790.38</b>	<b>29,915.93</b>	<b>1,408.24</b>	<b>(47,419.88)</b>	<b>7,525,198.62</b>
<b>500-Activity Fund</b>										
CD-7033		CD	Gulf Coast Educators FCU	2,572,618.50	100.000	2,572,618.50	0.00	0.00	0.00	2,572,618.50
CD-7037	10/04/24	CD	Gulf Coast Educators FCU	2,500,000.00	100.000	2,500,000.00	0.00	0.00	0.00	2,500,000.00
<b>Total 500-Activity Fund</b>				<b>5,072,618.50</b>		<b>5,072,618.50</b>	<b>0.00</b>	<b>0.00</b>	<b>0.00</b>	<b>5,072,618.50</b>
<b>Grand Total</b>				<b>163,048,309.69</b>		<b>161,674,741.98</b>	<b>432,201.35</b>	<b>1,000,096.06</b>	<b>(373,471.65)</b>	<b>162,674,838.04</b>



## Projected Cash Flows

CUSIP	Security Description	Post Date	Interest	Principal	Total Amount
<b>100-General Fund</b>					
91282CEU1	U.S. Treasury Note	12/16/24	143,750.00		143,750.00
CD-7028-1	Gulf Coast Educators FCU	01/01/25	125,132.60		125,132.60
3130AYQH2	FHLB	01/30/25	225,000.00		225,000.00
912828J27	U.S. Treasury Note	02/18/25	100,000.00		100,000.00
912828J27	U.S. Treasury Note	02/18/25		10,000,000.00	10,000,000.00
91282CGN5	U.S. Treasury Note	02/28/25	231,250.00		231,250.00
91282CGN5	U.S. Treasury Note	02/28/25		10,000,000.00	10,000,000.00
91282CGU9	U.S. Treasury Note	03/31/25	193,750.00		193,750.00
91282CGU9	U.S. Treasury Note	03/31/25		10,000,000.00	10,000,000.00
CD-7028-1	Gulf Coast Educators FCU	04/01/25	122,747.71		122,747.71
91282CGX3	U.S. Treasury Note	04/30/25	193,750.00		193,750.00
91282CGX3	U.S. Treasury Note	04/30/25		10,000,000.00	10,000,000.00
91282CEU1	U.S. Treasury Note	06/16/25	143,750.00		143,750.00
91282CEU1	U.S. Treasury Note	06/16/25		10,000,000.00	10,000,000.00
CD-7028-1	Gulf Coast Educators FCU	07/01/25	124,111.57		124,111.57
3130AYQH2	FHLB	07/30/25	225,000.00		225,000.00
3130AYQH2	FHLB	07/30/25		10,000,000.00	10,000,000.00
CD-7028-1	Gulf Coast Educators FCU	08/11/25	55,918.40		55,918.40
CD-7028-1	Gulf Coast Educators FCU	08/11/25		10,821,959.62	10,821,959.62
<b>200-Debt Service Fund</b>					
CD-7032	Gulf Coast Educators FCU	01/01/25	118,987.12		118,987.12
CD-7035	Gulf Coast Educators FCU	01/01/25	72,038.93		72,038.93
CD-7039	Gulf Coast Educators FCU	01/01/25	40,464.98		40,464.98
78009ANM2	Royal Bank of Canada	01/21/25		10,000,000.00	10,000,000.00
CD-7032	Gulf Coast Educators FCU	04/01/25	116,719.35		116,719.35
CD-7035	Gulf Coast Educators FCU	04/01/25	73,047.95		73,047.95
CD-7039	Gulf Coast Educators FCU	04/01/25	53,703.32		53,703.32
CD-7032	Gulf Coast Educators FCU	07/01/25	118,016.23		118,016.23
CD-7035	Gulf Coast Educators FCU	07/01/25	73,859.59		73,859.59

## Projected Cash Flows

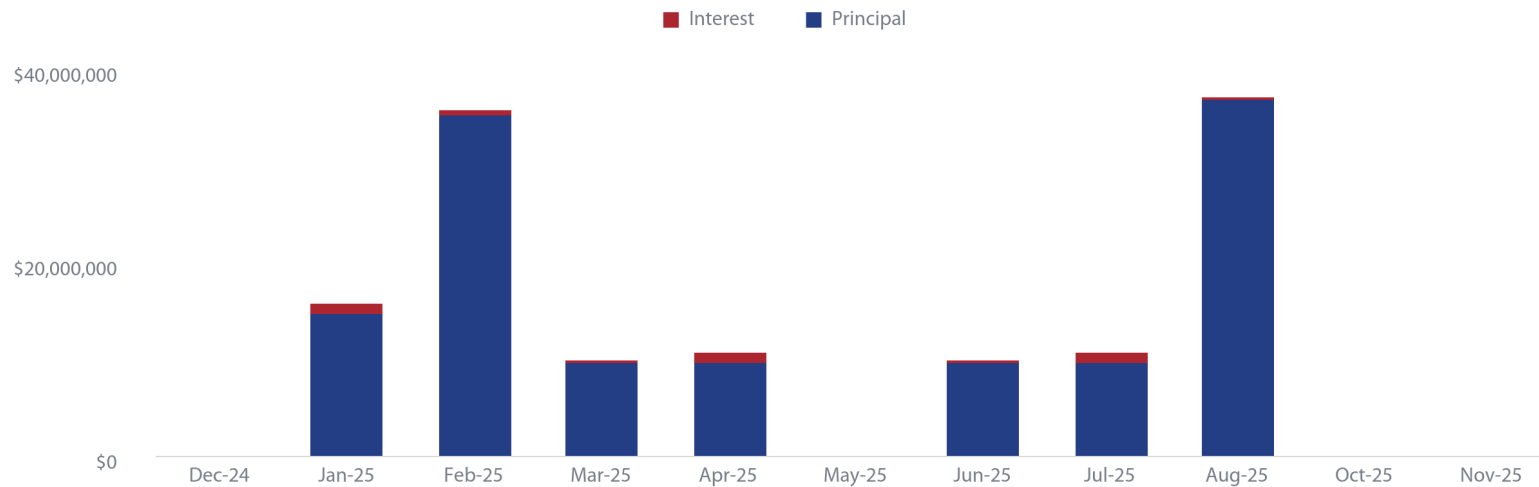
CUSIP	Security Description	Post Date	Interest	Principal	Total Amount
CD-7039	Gulf Coast Educators FCU	07/01/25	54,300.02		54,300.02
CD-7032	Gulf Coast Educators FCU	08/13/25	55,765.91		55,765.91
CD-7032	Gulf Coast Educators FCU	08/13/25		10,290,474.04	10,290,474.04
CD-7035	Gulf Coast Educators FCU	10/01/25	74,671.23		74,671.23
CD-7039	Gulf Coast Educators FCU	10/01/25	54,896.73		54,896.73
<b>312-Bond 2017</b>					
CD-7030	Gulf Coast Educators FCU	01/01/25	62,157.16		62,157.16
CD-7030	Gulf Coast Educators FCU	02/14/25	29,808.78		29,808.78
CD-7030	Gulf Coast Educators FCU	02/14/25		5,151,612.19	5,151,612.19
<b>313-Bond 2023 Prop B</b>					
CD-7036	Gulf Coast Educators FCU	01/01/25	72,038.93		72,038.93
CD-7036	Gulf Coast Educators FCU	04/01/25	73,047.95		73,047.95
CD-7036	Gulf Coast Educators FCU	07/01/25	73,859.59		73,859.59
CD-7036	Gulf Coast Educators FCU	10/01/25	74,671.23		74,671.23
<b>330-Capital &amp; Contingency</b>					
CD-7029-1	Gulf Coast Educators FCU	01/01/25	125,132.60		125,132.60
CD-7031	Gulf Coast Educators FCU	01/01/25	124,314.31		124,314.31
CD-7038	Gulf Coast Educators FCU	01/01/25	72,038.93		72,038.93
89233GNQ5	Toyota Motor Credit Corp	01/24/25		5,000,000.00	5,000,000.00
CD-7031	Gulf Coast Educators FCU	02/14/25	59,617.56		59,617.56
CD-7031	Gulf Coast Educators FCU	02/14/25		10,303,224.38	10,303,224.38
CD-7029-1	Gulf Coast Educators FCU	04/01/25	122,747.71		122,747.71
CD-7038	Gulf Coast Educators FCU	04/01/25	73,047.95		73,047.95
CD-7029-1	Gulf Coast Educators FCU	07/01/25	124,111.57		124,111.57
CD-7038	Gulf Coast Educators FCU	07/01/25	73,859.59		73,859.59
CD-7029-1	Gulf Coast Educators FCU	08/11/25	55,918.40		55,918.40
CD-7029-1	Gulf Coast Educators FCU	08/11/25		10,821,959.62	10,821,959.62
CD-7038	Gulf Coast Educators FCU	10/01/25	74,671.23		74,671.23
<b>400-Child Nutrition Fund</b>					

## Projected Cash Flows

CUSIP	Security Description	Post Date	Interest	Principal	Total Amount
CD-7034	Gulf Coast Educators FCU	01/01/25	29,746.78		29,746.78
CD-7034	Gulf Coast Educators FCU	04/01/25	29,179.84		29,179.84
91282CHB0	U.S. Treasury Note	05/15/25	90,625.00		90,625.00
CD-7034	Gulf Coast Educators FCU	07/01/25	29,504.06		29,504.06
CD-7034	Gulf Coast Educators FCU	08/13/25	13,941.48		13,941.48
CD-7034	Gulf Coast Educators FCU	08/13/25		2,572,618.50	2,572,618.50
91282CHB0	U.S. Treasury Note	11/17/25	90,625.00		90,625.00
<b>500-Activity Fund</b>					
CD-7033	Gulf Coast Educators FCU	01/01/25	29,746.78		29,746.78
CD-7037	Gulf Coast Educators FCU	01/01/25	24,012.98		24,012.98
CD-7033	Gulf Coast Educators FCU	04/01/25	29,179.84		29,179.84
CD-7037	Gulf Coast Educators FCU	04/01/25	24,349.32		24,349.32
CD-7033	Gulf Coast Educators FCU	07/01/25	29,504.06		29,504.06
CD-7037	Gulf Coast Educators FCU	07/01/25	24,619.86		24,619.86
CD-7033	Gulf Coast Educators FCU	08/13/25	13,941.48		13,941.48
CD-7033	Gulf Coast Educators FCU	08/13/25		2,572,618.50	2,572,618.50
CD-7037	Gulf Coast Educators FCU	10/01/25	24,890.41		24,890.41
<b>Grand Total</b>			<b>4,565,542.01</b>	<b>127,534,466.85</b>	<b>132,100,008.86</b>

## Projected Cash Flows Totals

Month and Year	Interest	Principal	Total Amount
December 2024	143,750.00		143,750.00
January 2025	1,120,812.12	15,000,000.00	16,120,812.12
February 2025	420,676.34	35,454,836.57	35,875,512.91
March 2025	193,750.00	10,000,000.00	10,193,750.00
April 2025	911,520.91	10,000,000.00	10,911,520.91
May 2025	90,625.00		90,625.00
June 2025	143,750.00	10,000,000.00	10,143,750.00
July 2025	950,746.14	10,000,000.00	10,950,746.14
August 2025	195,485.67	37,079,630.28	37,275,115.95
October 2025	303,800.84		303,800.84
November 2025	90,625.00		90,625.00
<b>Total</b>	<b>4,565,542.01</b>	<b>127,534,466.85</b>	<b>132,100,008.86</b>



## Disclosures & Disclaimers

As a courtesy to investors this information: (1) is provided for informational purposes only; (2) should not be construed as an offer to sell or a solicitation of an offer to buy any security; and (3) does not replace customer statements.

This report is designed to provide general information and is not intended to provide specific legal, investment, accounting, tax or other professional advice.

It is important to review and save all source documents provided by a product sponsor or brokerage firm which may contain notices, disclosures and other information important to you and may also serve as a reference. If conflicts between this report and sponsor reports or confirmations exist, the information provided by the product sponsors shall prevail. Fees and sales charges paid may not be reflected in the information.

The information and data contained herein is obtained from sources believed to be reliable but its accuracy or completeness is not guaranteed. Additionally, the information may contain assets held away from HTS, therefore investors should contact customer service or other representatives from the respective distributors or issuers to determine SIPC coverage for heldaway assets. HTS and HSAM do not guarantee the information contained herein or its accuracy or completeness regarding contributions, withdrawals, protected values. All information is subject to further review with client to validate final values.

It is not possible to directly invest in an index. Financial forecasts, rates of return, risk, inflation, and other assumptions may be used as the basis for illustrations. They should not be considered a guarantee of future performance or a guarantee of achieving overall financial objectives. Past performance is not a guarantee or a predictor of future results of either the indices or any particular investment. S&P rates the creditworthiness of individual bonds from: AAA highest to D lowest.

Investing in fixed income securities involves interest rate risk, credit risk, and inflation risk. Interest rate risk is the possibility that bond prices will decrease because of an interest rate increase. When interest rates rise, bond prices and the values of fixed income securities fall. When interest rates fall, bond prices and the values of fixed income securities rise. Credit risk is the risk that a company will not be able to pay its debts, including the interest on its bonds. Inflation risk is the possibility that the interest paid on an investment in bonds will be lower than the inflation rate, decreasing purchasing power.

Cash alternatives typically include money market securities and U.S. treasury bills. Investing in such cash alternatives involves inflation risk. In addition, investments in money market securities may involve credit risk and a risk of principal loss. Because money market securities are neither insured nor guaranteed by the Federal Deposit Insurance Corporation or any other government agency, there is no guarantee the value of your investment will be maintained at \$1.00 per share, and your shares, when sold, may be worth more or less than what you originally paid for them. U.S. Treasury bills are subject to market risk if sold prior to maturity. Market risk is the possibility that the value, when sold, might be less than the purchase price.

Investing in stock securities involves volatility risk, market risk, business risk, and industry risk. The prices of most stocks fluctuate. Volatility risk is the chance that the value of a stock will fall. Market risk is the chance that the prices of all stocks will fall due to conditions in the economic environment. Business risk is the chance that a specific company's stock will fall because of issues affecting it. Industry risk is the chance that a set of factors particular to an industry group will adversely affect stock prices within the industry.

Securities offered by HTS: (1) are not FDIC (Federal Deposit Insurance Corporation) insured; (2) are not bank deposits; (3) are not guaranteed by any bank or by any other federal government agency. None of the named entities are affiliates of HTS or HSAM. Hilltop Securities Asset Management (HSAM) is an SEC-registered investment advisor. Hilltop Securities Inc. (HTS) is a registered broker-dealer, registered investment adviser and municipal advisor firm that does not provide tax or legal advice. Member of FINRA & SIPC. HTS and HSAM are wholly owned subsidiaries of Hilltop Holdings, Inc. (NYSE: HTH) located at 717 N. Harwood St., Suite 3400, Dallas, Texas 75201, (214) 859-1800, 833-4HILLTOP.

Copyright 2022, S&P Global Market Intelligence. Reproduction of any information, data or material, including ratings ("Content") in any form is prohibited except with the prior written permission of the relevant party. Such party, its affiliates and suppliers ("Content Providers") do not guarantee the accuracy, adequacy, completeness, timeliness or availability of any Content and are not responsible for any errors or omissions (negligent or otherwise), regardless of the cause, or for the results obtained from the use of such Content. In no event shall Content Providers be liable for any damages, costs, expenses, legal fees, or losses (including lost income or lost profit and opportunity costs) in connection with any use of the Content.

A reference to a particular investment or security, a rating or any observation concerning an investment that is part of the content is not a recommendation to buy, sell or hold such investment or security, does not address the suitability of an investment or security and should not be relied on as investment advice. Credit ratings are statements of opinions and are not statements of fact.












# 01 Clear Creek ISD Qtrly 11-30-24

Final Audit Report

2025-01-17

Created:	2024-12-16
By:	Sarah Kovar (stthomas@ccisd.net)
Status:	Signed
Transaction ID:	CBJCHBCAABAAr-9rzPLH1hn0A66BODwsLA0GjD7GbdsC

## "01 Clear Creek ISD Qtrly 11-30-24" History

-  Document created by Sarah Kovar (stthomas@ccisd.net)  
2024-12-16 - 9:41:19 PM GMT
-  Document emailed to Alice Benzaia (abenzaia@ccisd.net) for signature  
2024-12-16 - 9:42:53 PM GMT
-  Email viewed by Alice Benzaia (abenzaia@ccisd.net)  
2024-12-19 - 9:05:51 PM GMT
-  Email viewed by Alice Benzaia (abenzaia@ccisd.net)  
2025-01-17 - 7:22:07 PM GMT
-  Document e-signed by Alice Benzaia (abenzaia@ccisd.net)  
Signature Date: 2025-01-17 - 7:22:29 PM GMT - Time Source: server
-  Document emailed to Jeffrey Kohlenberg (jkohlenb@ccisd.net) for signature  
2025-01-17 - 7:22:31 PM GMT
-  Email viewed by Jeffrey Kohlenberg (jkohlenb@ccisd.net)  
2025-01-17 - 11:22:34 PM GMT
-  Document e-signed by Jeffrey Kohlenberg (jkohlenb@ccisd.net)  
Signature Date: 2025-01-17 - 11:22:57 PM GMT - Time Source: server
-  Document emailed to Sarah Kovar (stthomas@ccisd.net) for signature  
2025-01-17 - 11:22:59 PM GMT
-  Email viewed by Sarah Kovar (stthomas@ccisd.net)  
2025-01-17 - 11:24:41 PM GMT
-  Document e-signed by Sarah Kovar (stthomas@ccisd.net)  
Signature Date: 2025-01-17 - 11:25:01 PM GMT - Time Source: server

✔ Agreement completed.

2025-01-17 - 11:25:01 PM GMT