



UNITED INDEPENDENT SCHOOL DISTRICT AGENDA ACTION ITEM

TOPIC: Proposed Boundary Changes for the following: United High School, John B Alexander, Herrera Middle, Trautmann Middle, Trautmann Elem, Dellano and Malakoff. This boundary is in the Antler's Crossing Subdivision. These boundaries will become effective 2022-2023 school year

SUBMITTED BY: Gloria S. Rendon **OF:** Deputy Superintendent's Office

APPROVED FOR TRANSMITTAL TO SCHOOL BOARD: December 7, 2021

DATE ASSIGNED FOR BOARD CONSIDERATION: January 19, 2022

RECOMMENDATION:

Administration will present proposed boundary changes effective the 2022-2023 school year. These boundary changes are necessary to balance enrollment at these impacted schools:

United High School

The boundary for United High School begins at the intersection of IH35 and Del Mar Blvd. West on Del Mar Blvd to the western UISD property line. North along western property line to the northern property line. East along the northern property line to eastern property line. South along the property line to an area parallel Shiloh Dr. West along Shiloh Dr (including the area between McPherson and International Blvd) to Spring Rd/Springfield Ave. North along Spring/Springfield to Loop 20. West along Loop 20 to IH35. South along IH35 to the point of beginning.

John B. Alexander High School

The boundary for Alexander High School begins at the intersection of US Hwy 83 and Bob Bullock Lp (Loop 20). East on Loop 20 to Springfield Blvd. South along Springfield Ave/Spring Rd to Shiloh Dr. East along Shiloh Dr to Loop 20 (excluding the area between the McPherson Rd and International Blvd) and east extending to San Ignacio Rd. South along San Ignacio Rd to US Hwy 59. West along US Hwy 59 to Loop 20. South along Loop 20 to Clark Blvd. West along Clark Blvd (to include Clark Crossing Apartments) to Ejido Ave. North along Ejido Ave to Pappas St. West along Pappas St and Canal St to the Rio Grande River. North along Rio Grande River to Del Mar Blvd. East on Del Mar Blvd to US Hwy 83. North along US Hwy 83 to the point of beginning.

E. Herrera Middle School

The boundary for Herrera Middle School begins at the intersection of Shiloh Dr and Spring Rd. East along Shiloh Dr to Loop 20 (including the area between McPherson Rd and International Blvd) to Ranch Road 7132A. North and east along Ranch Road 7132A to the UISD boundary line. North and

west along UISD boundary line to IH35. South along IH35 (including areas west of IH35: Los Botines) to Loop 20. East on Loop 20 to Springfield Ave. South along Springfield Ave/Spring Rd to the point of beginning.

Trautmann Middle School

Trautmann Middle School's southwestern boundary includes the area west of IH35 and north of Mann Rd. East along IH35 and W. Del Mar Blvd. Northeast along Candlewood Dr to Lindenwood Dr. East along Andrew Ln to Country Club Blvd. North and east along Country Club to include Palmer Dr and Jones Dr to Plantation East Dr. North on Plantation to Conde Dr and to Loop 20. North to Shiloh Dr. West on Shiloh Dr to Spring Rd (excluding area between International Blvd and McPherson Rd). North on Spring Rd/Springfield Ave to Loop 20. West on Loop 20 to IH35. South along IH35 to the point of beginning.

Trautmann Elementary School

The boundary for Trautmann Elementary begins at the intersection of IH35 and International Blvd. North on IH35 to Loop 20. East on Loop 20 to Springfield Ave. South along Springfield Ave/Spring Rd to the property line for Puig Dr. East along the property line to McPherson Rd. South along McPherson to Villa Ct following the southern property line encompassing the Del Mar Hills area and Salinas Key to International Blvd. West along International Blvd to the point of beginning.

De Llano Elementary School

The boundary for M. De Llano Elementary begins at the intersection of Spring Rd and Shiloh Dr. West along Shiloh Dr to McPherson Ave to include Crownridge Subdivision. North along McPherson and west behind the property line for Longhorn Dr to International Blvd. South along International Blvd and Country Club Blvd (to include Jennifer Lp, Chris Ln and Eagle Ct) to McPherson Rd. North along McPherson Ave to the property line for Puig Dr. West along the property line to Spring Rd and point of beginning.

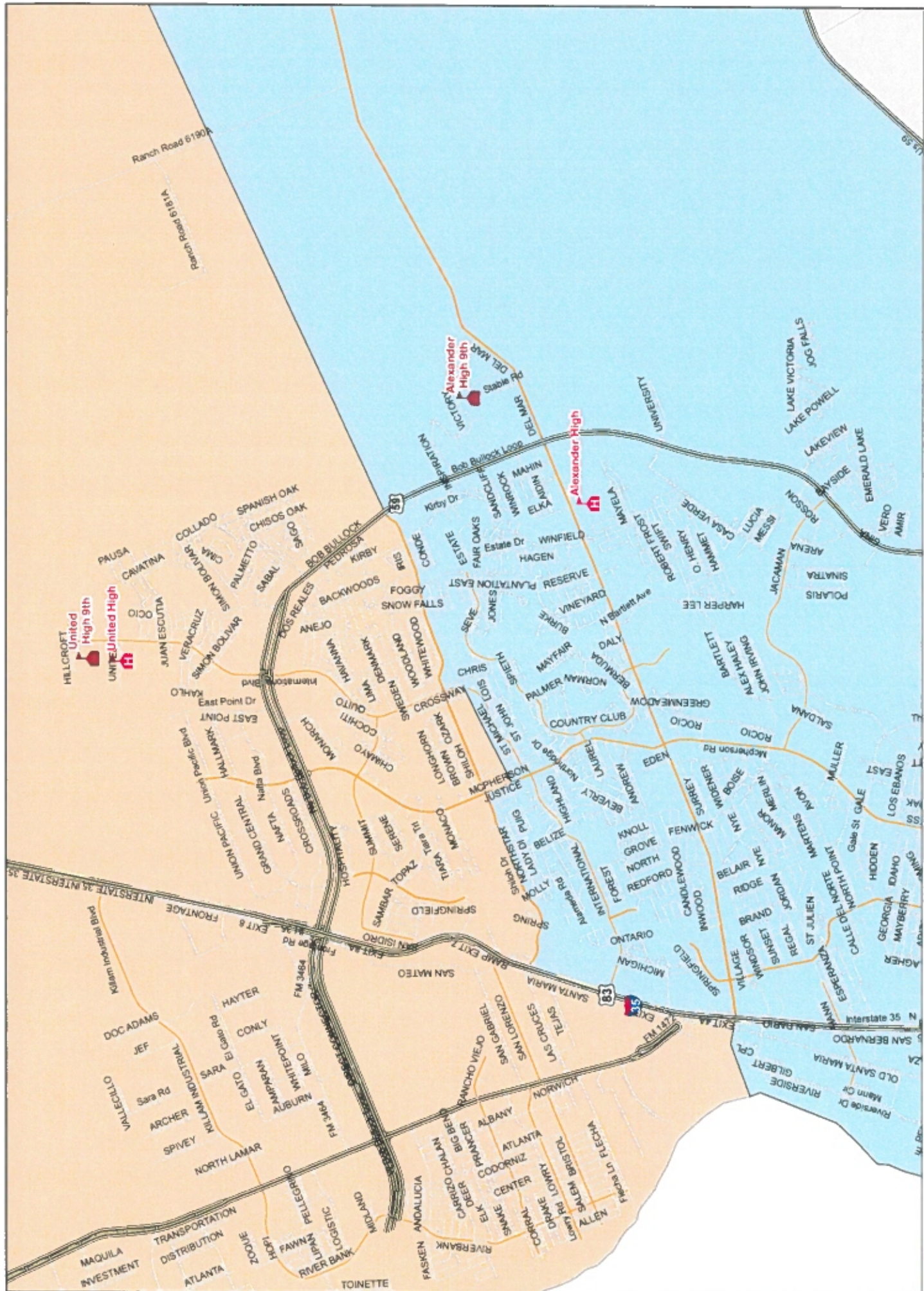
Malakoff Elementary School

The boundary for Malakoff Elementary School begins at the intersection of Spring Rd and Shiloh Dr. East on Shiloh Dr to McPherson Rd to Bob Bullock Lp which includes Monaco Apartments, Tiara de San Isidro, Sontera de San Isidro, University Park, Shiloh, Amazonia, Los Agaves and The Vinyard Subdivision. North and east along Bob Bullock Lp to Springfield Ave. South along Springfield Ave/Spring Rd to the point of beginning.

RATIONALE:

BUDGETARY INFORMATION

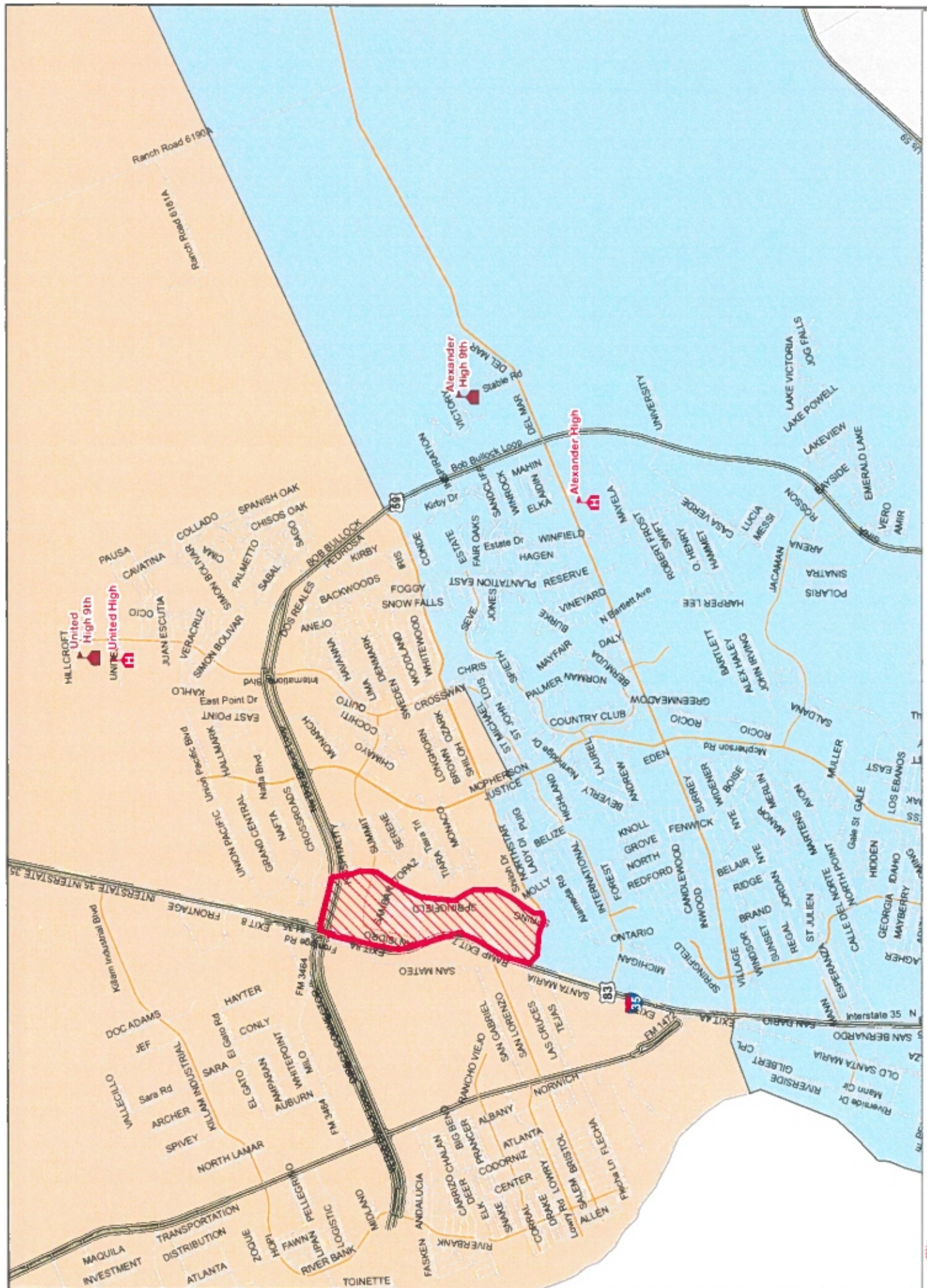
BOARD POLICY REFERENCE AND COMPLIANCE: FNCA LOCAL and FNCA Regulation



United Independent School District

Current Boundaries for United HS & Alexander HS

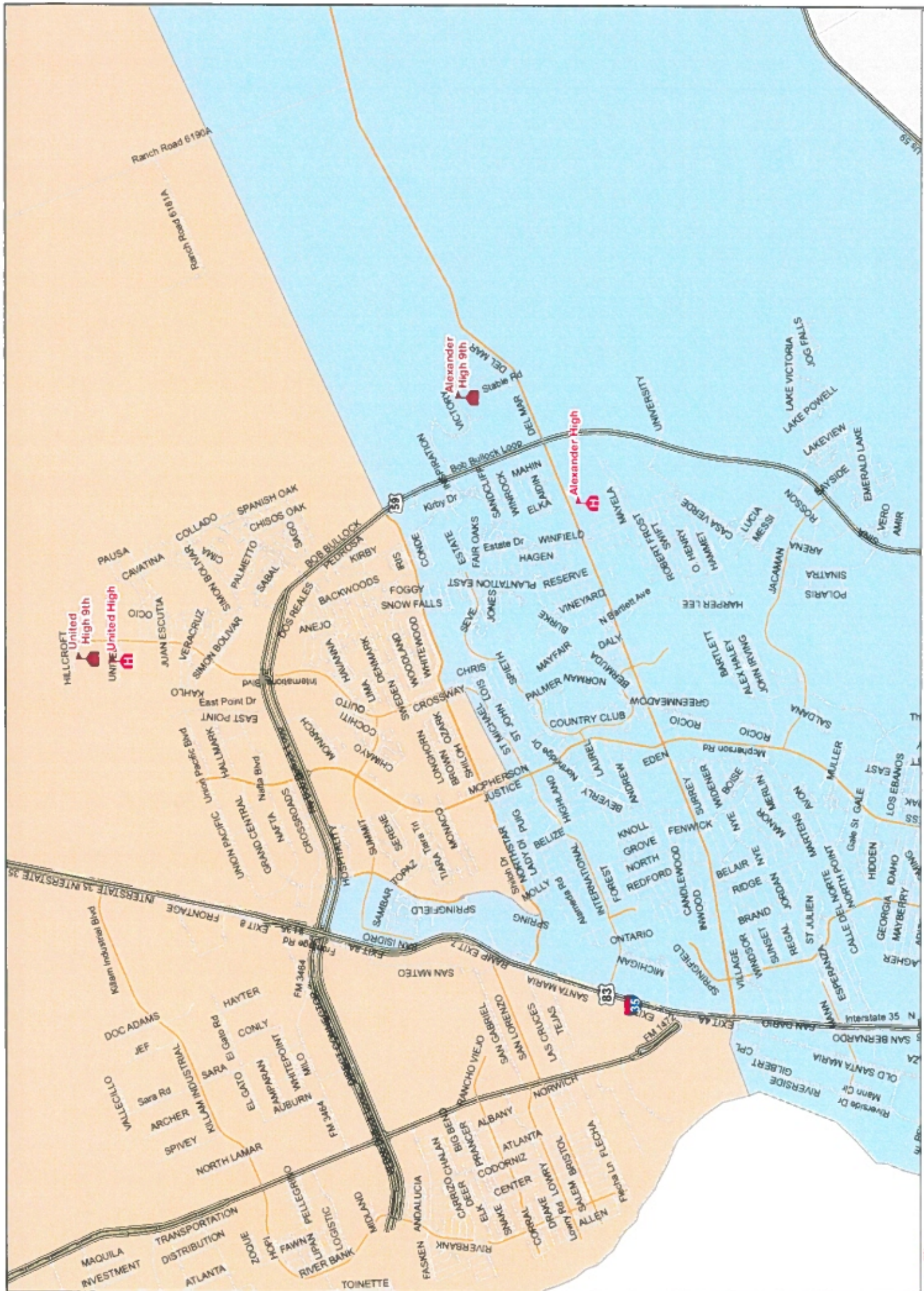




United Independent School District

Proposed Boundaries for United HS & Alexander HS





United Independent School District

Revised Boundaries for United HS & Alexander HS



UNITED HS & ALEXANDER HS BOUNDARY CHANGES 22-23

SCHOOL	PEAK ENROLLMENT 21-22	ANTLERS CROSSING	TOTAL
UNITED HS	3762	-23	3739
ALEXANDER HS	2982	23	3005

UNITED HIGH SCHOOL


GRADE	PEAK ENROLL 2021-22	BOUNDARY IMPACT	2021-2022 ADJUSTMENT	PROJECTED 2023-2023	PROJECTED 2023-2024	PROJECTED 2024-2025	PROJECTED 2025-2026	PROJECTED 2026-2027
4TH	644	-2	642					
5TH	693	-3	690	642				
6TH	647	-6	641	690	642			
7TH	756	-7	749	641	690	642		
8TH	834	-3	831	749	641	690	642	
9TH	941	-9	932	831	749	641	690	642
10TH	910	-5	905	932	831	749	641	690
11TH	870	-3	867	905	932	831	749	641
12TH	1041	-7	1034	867	905	932	831	749
TOTAL	3762	-24	3738	3535	3417	3153	2911	2722

ALEXANDER HIGH SCHOOL

GRADE	PEAK ENROLL 2021-22	BOUNDARY IMPACT	2021-2022 ADJUSTMENT	PROJECTED 2023-2023	PROJECTED 2023-2024	PROJECTED 2024-2025	PROJECTED 2025-2026	PROJECTED 2026-2027
4TH	628	2	630					
5TH	647	3	650	630				
6TH	727	6	733	650	630			
7TH	762	7	769	733	650	630		
8TH	750	3	753	769	733	650	630	
9TH	816	9	825	753	769	733	650	630
10TH	756	5	761	825	753	769	733	650
11TH	672	3	675	761	825	753	769	733
12TH	738	7	745	675	761	825	753	769
TOTAL	2982	24	3006	3014	3108	3080	2905	2782



SCHOOL
UNITED
ALEXANDER



SCHOOL
UNITED
ALEXANDER

2022-23
3535
3014



SCHOOL
UNITED
ALEXANDER

2023-24
3417
3108



SCHOOL
UNITED
ALEXANDER

2024-25
3153
3080

SCHOOL
UNITED
ALEXANDER

2025-26
2911
2905

PROJECTED ENROLLMENT 2025-26



SCHOOL
UNITED
ALEXANDER

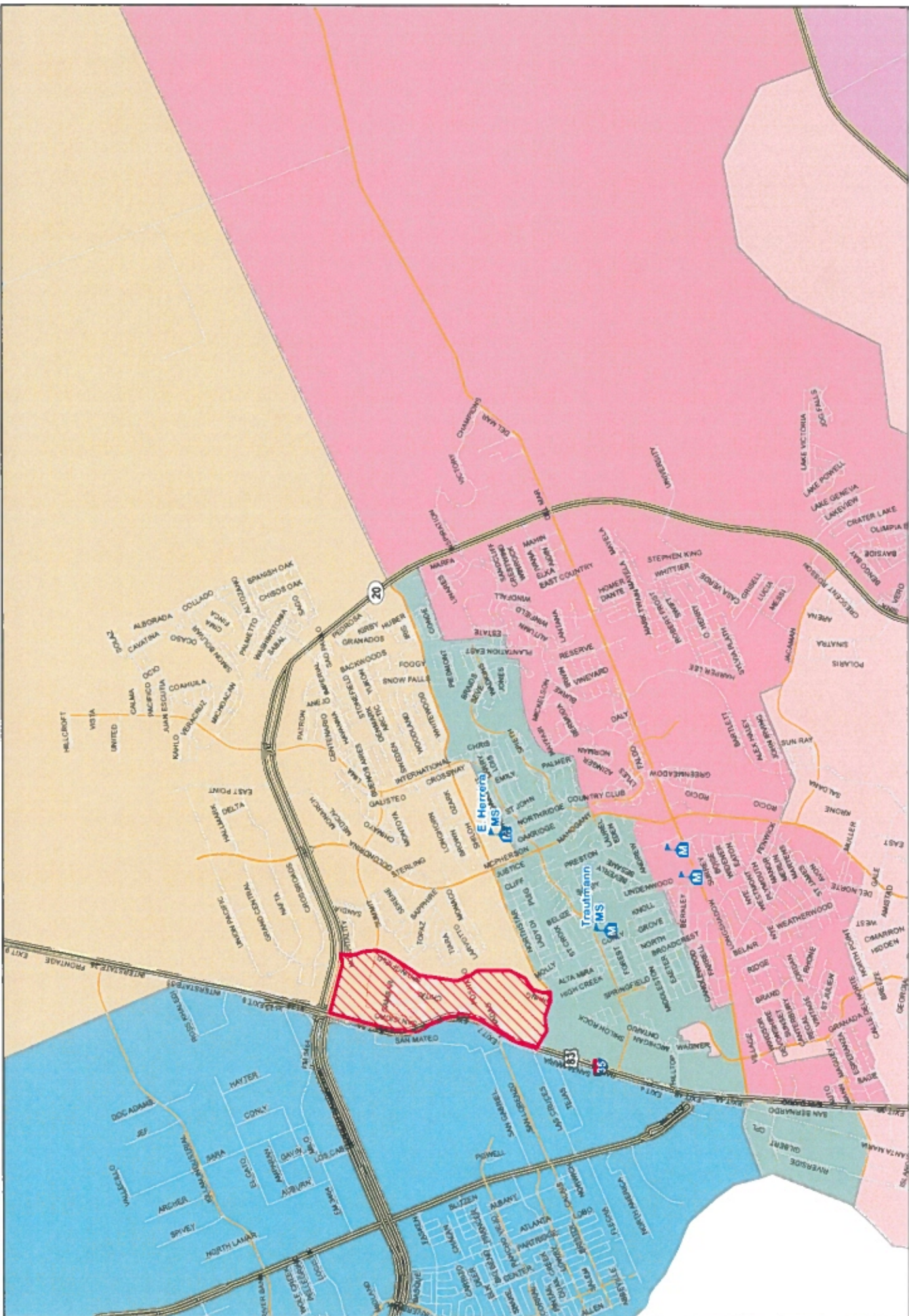
2026-27
2722
2782

PROJECTED ENROLLMENT 2026-27



SCENARIO 1

	PEAK 21-22	PROJECTED 22-23	PROJECTED 23-24	PROJECTED 24-25	PROJECTED 25-26	PROJECTED 26-27
UNITED	3762	3535	3417	3153	2911	2722
ALEXANDER	2982	3014	3108	3080	2905	2782



United Independent School District

Proposed Boundaries for E. Herrera MS & Trautmann MS





United Independent School District

Revised Boundaries for E. Herrera MS & Trautmann MS



E. HERRERA MIDDLE TO TRAUTMANN MIDDLE - SCENARIO 1

SCHOOL	PEAK ENROLLMENT 21-22	ANTLERS CROSSING	TOTAL
E. HERRERA	1093	-16	1077
TRAUTMANN	618	16	634

SCENARIO 1
E. HERRERA MIDDLE SCHOOL

GRADE	PEAK ENROLL 2021-22	BOUNDARY IMPACT	2021-2022 ADJUSTMENT	PROJECTED 2022-2023	PROJECTED 2023-2024	PROJECTED 2024-2025	PROJECTED 2025-2026	PROJECTED 2026-2027
1ST	285	-4	281					
2ND	322	-9	313	281				
3RD	331	-2	329	313	281			
4TH	280	-1	279	329	313	281		
5TH	337	-3	334	279	329	313	281	
6TH	294	-6	288	334	279	329	313	281
7TH	381	-7	374	288	334	279	329	313
8TH	418	-3	415	374	288	334	279	329
TOTAL	1093	-16	1077	996	901	942	921	923

SCENARIO 1
TRAUTMANN MIDDLE SCHOOL

GRADE	PEAK ENROLL 2021-22	BOUNDARY IMPACT	2021-2022 ADJUSTMENT	PROJECTED 2022-2023	PROJECTED 2023-2024	PROJECTED 2024-2025	PROJECTED 2025-2026	PROJECTED 2026-2027
1ST	148	4	152					
2ND	177	9	186	152				
3RD	195	2	197	186	152			
4TH	195	1	196	197	186	152		
5TH	187	3	190	196	197	186	152	
6TH	225	6	231	190	196	197	186	152
7TH	198	7	205	231	190	196	197	186
8TH	195	3	198	205	231	190	196	197
TOTAL	618	16	634	626	617	583	579	535

PEAK ENROLLMENT 2021-22



PEAK
2021-22
1093
618

SCHOOL
E. HERRERA
TRAUTMANN

PROJECTED ENROLLMENT 2022-23



2022-23
996
626

SCHOOL
E. HERRERA
TRAUTMANN

PROJECTED ENROLLMENT 2023-24



2023-24
901
617

SCHOOL
E. HERRERA
TRAUTMANN

PROJECTED ENROLLMENT 2024-25



PROJECTED ENROLLMENT 2025-26

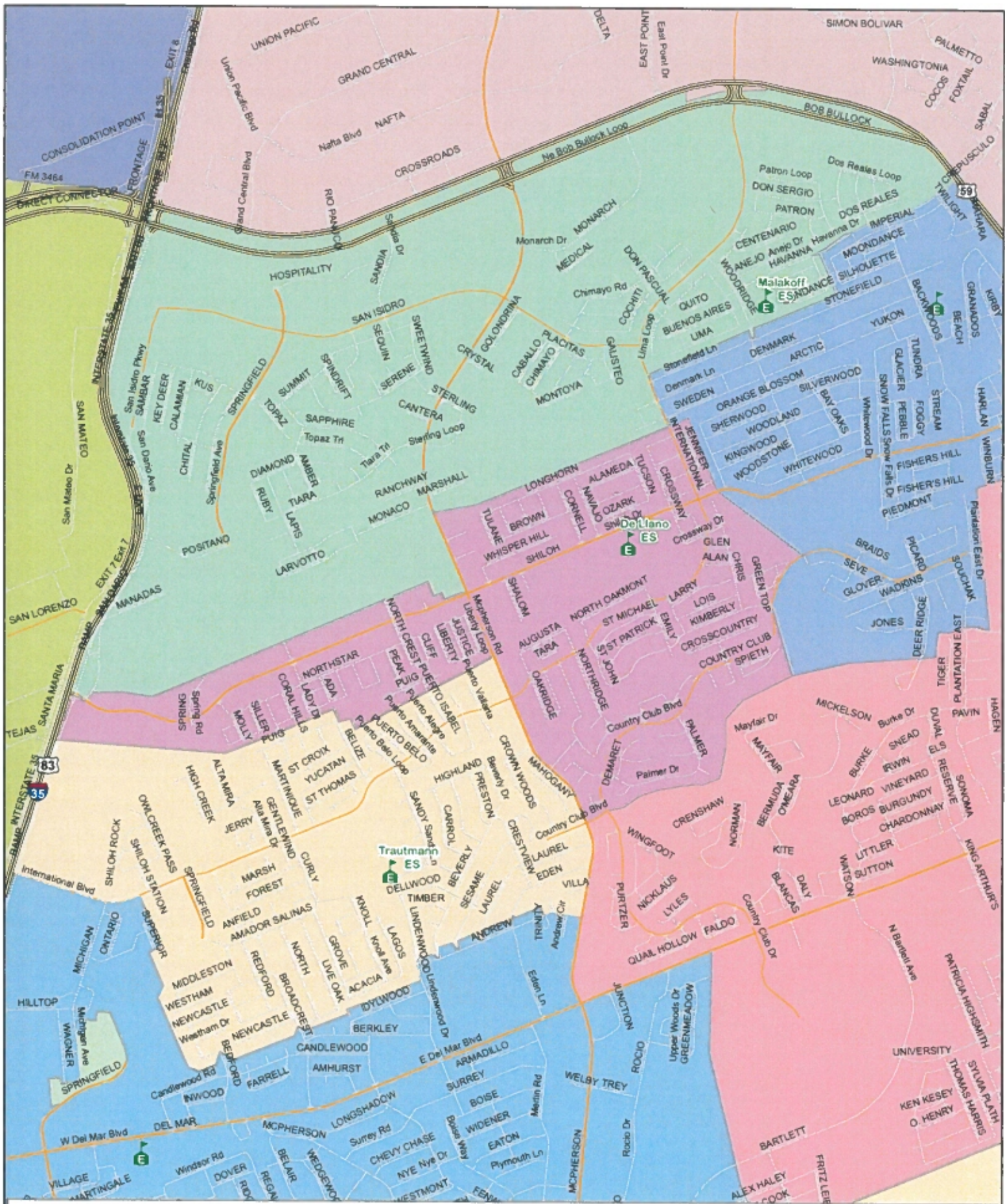


PROJECTED ENROLLMENT 2026-27



SCENARIO 1

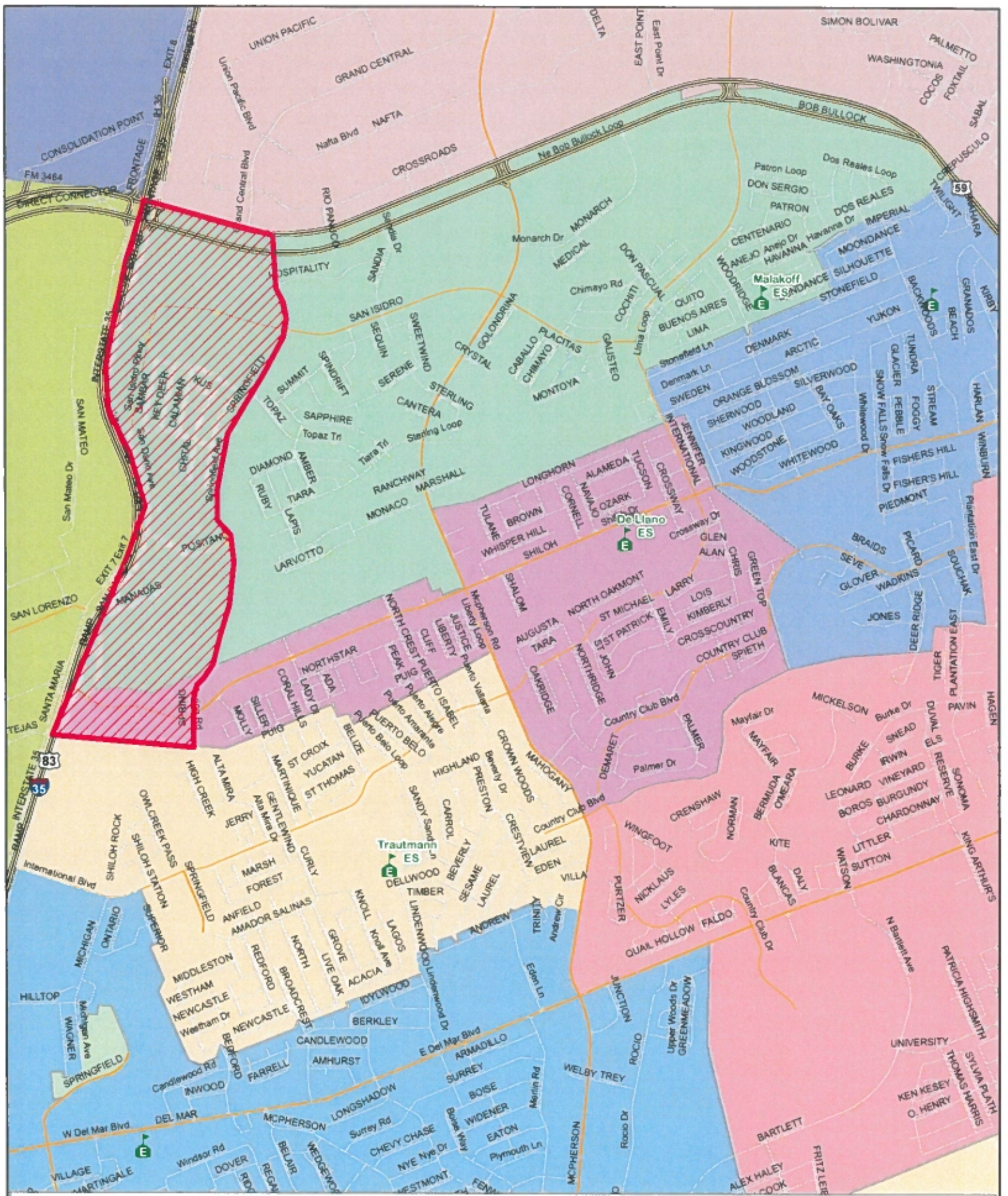
	PEAK	PROJECTED	PROJECTED	PROJECTED	PROJECTED	PROJECTED
	21-22	22-23	23-24	24-25	25-26	26-27
E. HERRERA	1093	996	901	942	921	923
TRAUTMANN	618	626	617	583	579	535



United Independent School District

Current Boundaries for Malakoff ES, De Llano ES, Trautmann ES

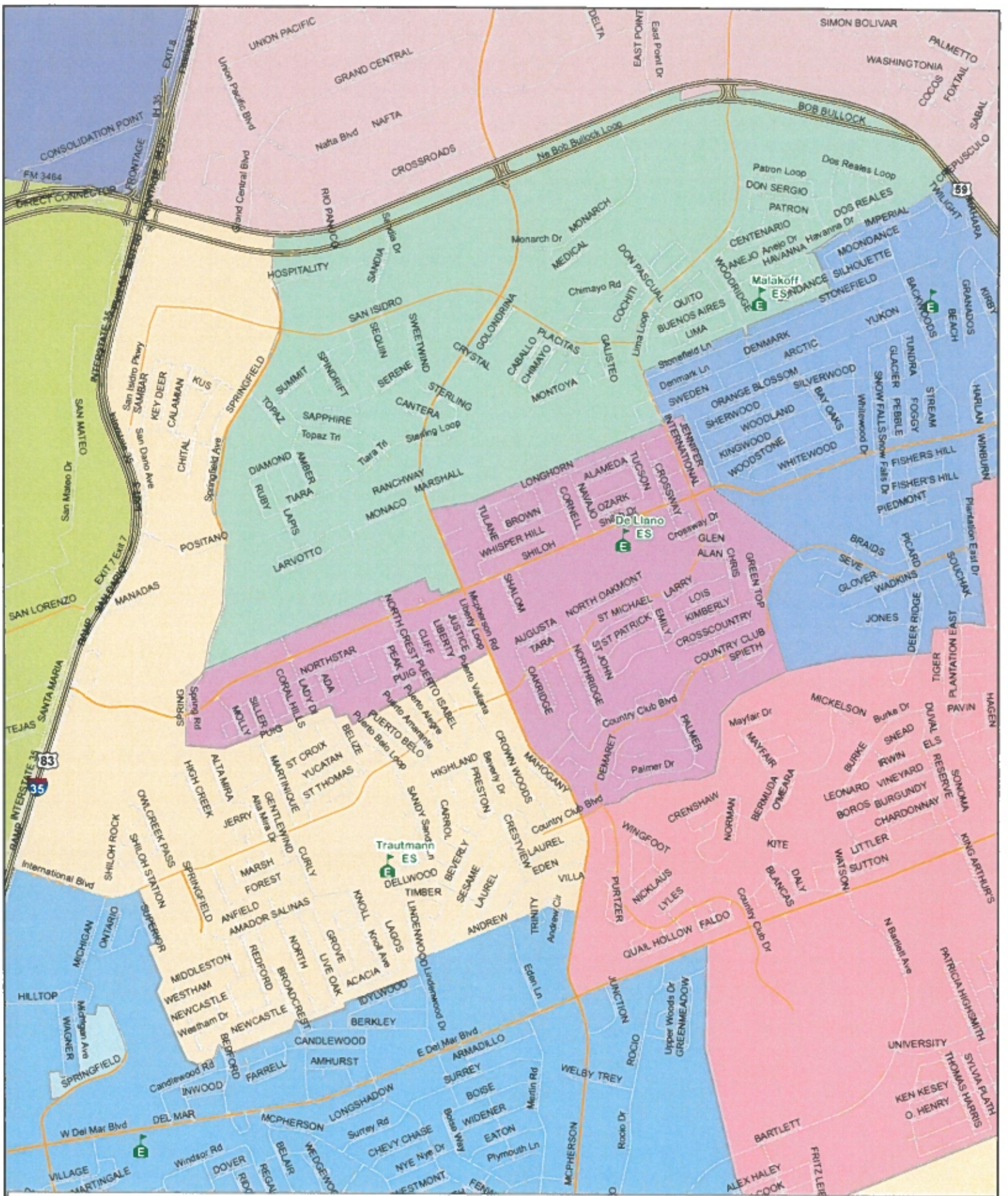




United Independent School District

Proposed Boundaries for Malakoff ES, De Llano ES, Trautmann ES





United Independent School District

Revised Boundaries for Malakoff ES, De Llano ES, Trautmann ES



MALAKOFF TO TRAUTMANN ELEM - SCENARIO 1

SCHOOL	PEAK ENROLLMENT 21-22	ANTLERS CROSSING	TOTAL
MALAKOFF	504	-26	478
TRAUTMANN	651	26	677

SCENARIO 1
MALAKOFF ELEMENTARY SCHOOL

GRADE	PEAK ENROLL 2021-22	BOUNDARY IMPACT	2021-2022 ADJUSTMENT	PROJECTED 2022-2023	PROJECTED 2023-2024	PROJECTED 2024-2025	PROJECTED 2025-2026	PROJECTED 2026-2027
EC	5	0	5	5	5	5	5	5
PRE KINDER	26	-2	24	24	24	24	24	24
KINDER	55	-3	52	52	52	52	52	52
1ST	77	-4	73	73	73	73	73	73
2ND	88	-9	79	79	79	79	79	79
3RD	83	-3	80	80	80	80	80	80
4TH	72	-2	70	70	70	70	70	70
5TH	98	-3	95	95	95	95	95	95
TOTAL	504	-26	478	435	417	389	362	341

SCENARIO 1
TRAUTMANN ELEMENTARY SCHOOL

GRADE	PEAK ENROLL 2021-22	BOUNDARY IMPACT	2021-2022 ADJUSTMENT	PROJECTED 2022-2023	PROJECTED 2023-2024	PROJECTED 2024-2025	PROJECTED 2025-2026	PROJECTED 2026-2027
EC	3	0	3	3	3	3	3	3
PRE KINDER	30	2	32	32	32	32	32	32
KINDER	88	3	91	91	91	91	91	91
1ST	82	4	86	86	86	86	86	86
2ND	106	9	115	115	115	115	115	115
3RD	123	3	126	126	126	126	126	126
4TH	117	2	119	119	119	119	119	119
5TH	102	3	105	105	105	105	105	105
TOTAL	651	26	677	663	635	600	576	581

PEAK ENROLLMENT 2021-22



PEAK 2021-22
504
651

SCHOOL
MALAKOFF
TRAUTMANN

PROJECTED ENROLLMENT 2022-23



PEAK 2022-23
435
663

SCHOOL
MALAKOFF
TRAUTMANN

PROJECTED ENROLLMENT 2023-24



PEAK 2023-24
417
635

SCHOOL
MALAKOFF
TRAUTMANN

PROJECTED ENROLLMENT 2024-25



PEAK 2024-25
389
600

SCHOOL
MALAKOFF
TRAUTMANN

PROJECTED ENROLLMENT 2025-26



PEAK 2025-26
362
576

SCHOOL
MALAKOFF
TRAUTMANN

PROJECTED ENROLLMENT 2026-27



PEAK 2026-27
341
581

SCHOOL
MALAKOFF
TRAUTMANN

SCENARIO 1

	PEAK 21-22	PROJECTED 22-23	PROJECTED 23-24	PROJECTED 24-25	PROJECTED 25-26	PROJECTED 26-27
MALAKOFF	504	435	417	389	362	341
TRAUTMANN	651	663	635	600	576	581