

Bemidji School District
Truth In Taxation
Taxes Payable 2017

December 19, 2016

Presented by:

Chris J. Leinen

Director of Business Services

AGENDA

- Current Budget Discussion
- Taxes Payable 2017
- Public Comment

PART 1

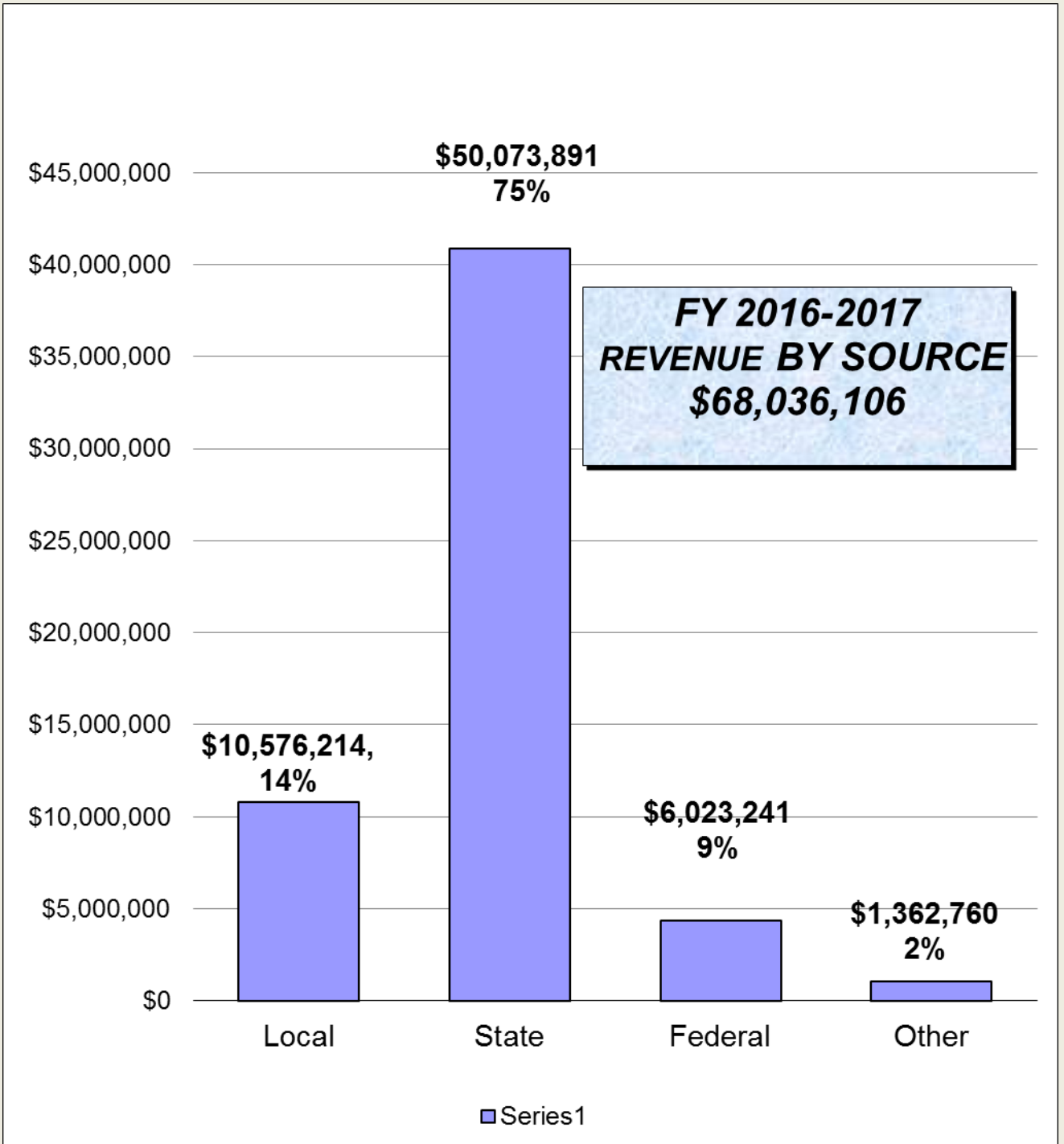
- “Current” Budget Discussion

Audit Budget FY 2015-2016

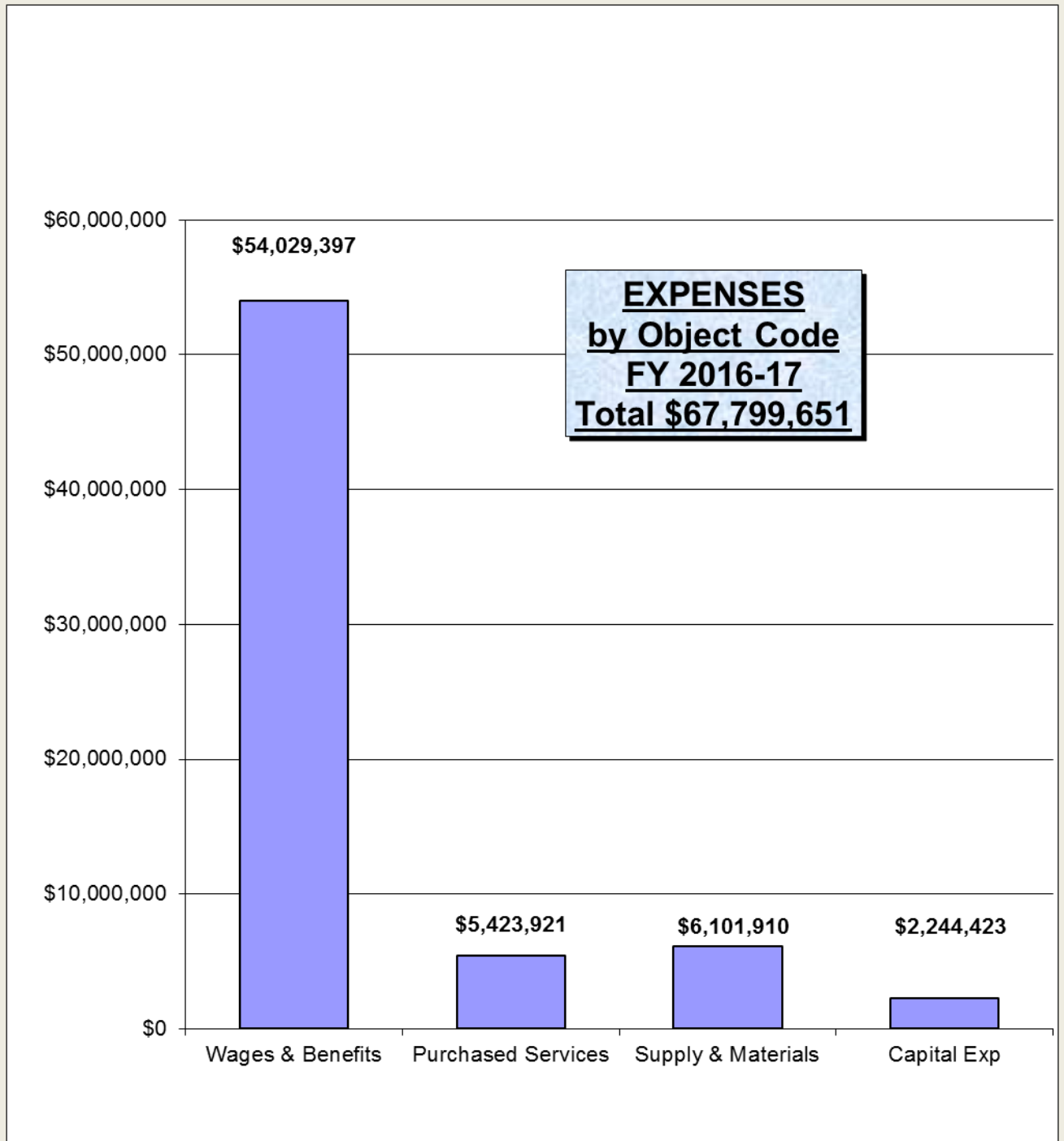
Current Budget FY 2016-2017

Levy Budget FY 2017-2018

Bemidji School District Revenue Operating Budget



Bemidji School District Expense Operating Budget



●

BEMIDJI AREA SCHOOLS

BUDGET 2016-2017

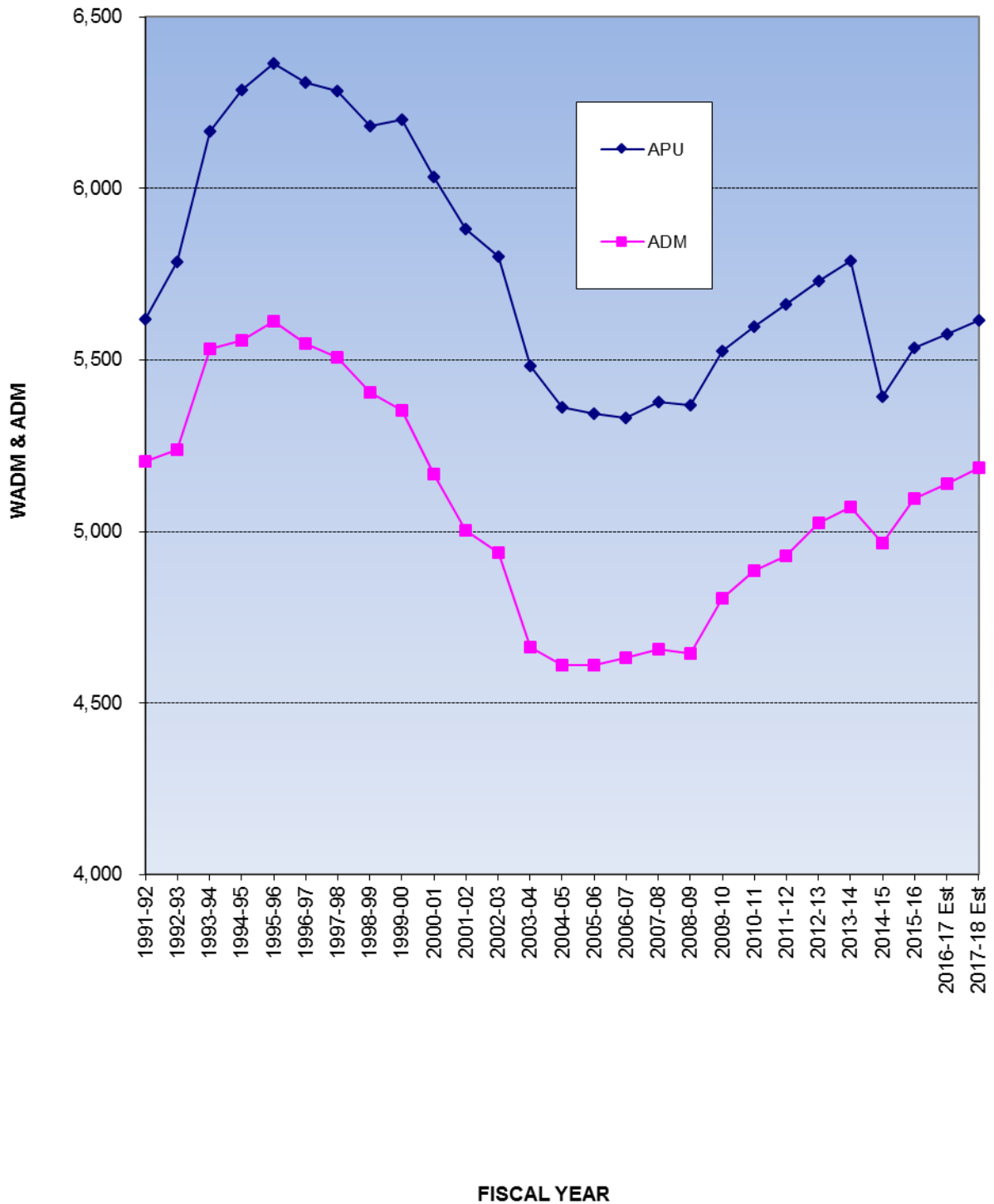
Adopted 6/20/16

		Projected	PROJECTED	PROJECTED	PROJECTED	PROJECTED
		Beginning Balance	Revenue	Expenditures	Surplus/Deficit	Ending Balance
General Fund General Operation	7/1/2016	2016-2017	2016-2017	2016-2017	2016-2017	6/30/2017
Fund 01 General			51,133,975	50,143,163	990,812	
Fund 10 Special Schools			1,755,474	1,685,543	69,931	
Fund 20 Federal Programs			3,751,593	3,722,791	28,802	
GFGO Total		4,567,794	56,641,042	55,551,497	1,089,545	5,657,339
Fund 03 Transportation		161,461	4,006,744	4,480,024	(473,280)	(311,819)
Fund 05 Capital Projects		1,293,778	1,858,511	2,244,423	(385,912)	907,866
General Fund Total		6,023,033	62,506,297	62,275,944	230,353	6,253,386
Fund 02 Food Service		434,072	3,234,329	3,233,580	749	434,821
Fund 04 Community Service		218,030	2,295,480	2,290,127	5,353	223,383
Operating Funds Total		6,675,135	68,036,106	67,799,651	236,455	6,911,590
Fund 06 Construction		(800,925)	5,000,925	4,200,000	800,925	0
Fund 07 Debt Service		1,106,407	3,451,300	3,465,120	(13,820)	1,092,587
OPEB Debt Service		74,712	540,000	545,000	(5,000)	69,712
All Funds Total		7,055,329	77,028,331	76,009,771	1,018,560	8,073,889


BUDGET HIGHLIGHTS

- General Fund projected surplus of \$230,353 is virtually a balanced budget. State aid increase of 2% plus new students and referendum approval help offset contract inflation.
- Food Service surplus of \$749 continues a shift from free to reduced priced lunch counts.
- Debt Service \$13,820 deficit due to spending the required levy of 105% of anticipated payments.

**AVERAGE DAILY MEMBERSHIP & WEIGHTED ADM -STATE AID - Pre K
thru 12
AS OF 11/14/16**



Enrollment History



- Highest ADM = 5,614 (1996)
- Lowest ADM = 4,610 (2006)
- Current ADM = 5,095 (2016)



PART 2

- PROPOSED 2017 LEVY

TAX LEVY PROCESS

- State Sets Levy Procedures
- MDE & Dept of Revenue
 - Determine Property Valuations
 - Set Tax Levy Limitations
- School Board Taxing Authority
 - State or Voters ONLY
- Variables Effecting Taxes
 - Tax Classification Rates
 - Valuation Changes
 - “Equalization” Formulas
 - Voter and Board Referendum

Tax Levy History

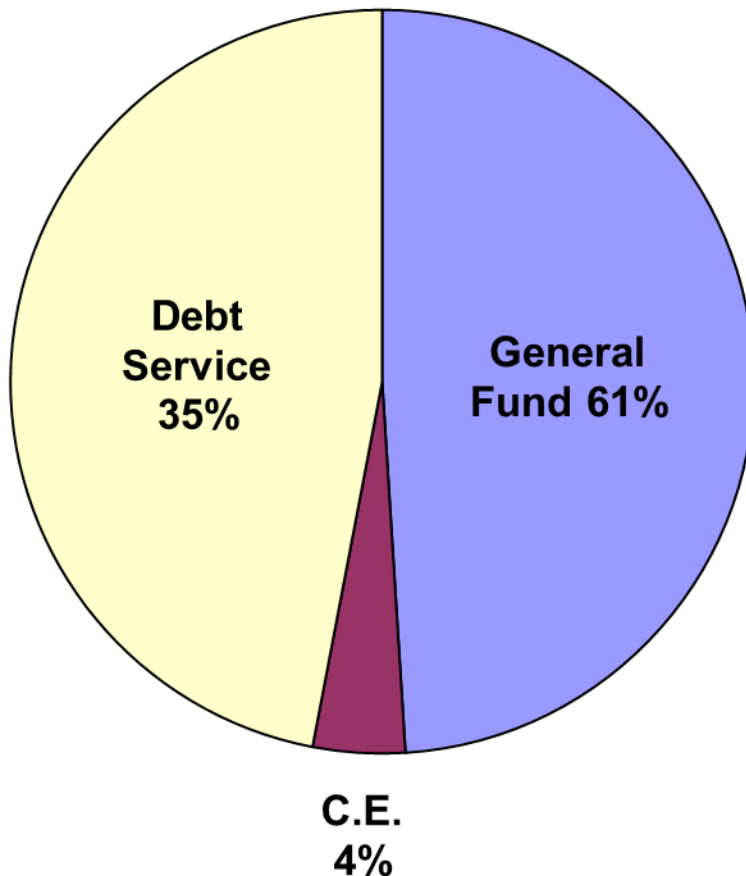
- 2001 \$10,601,071
- 2002 \$4,420,735
- 2003 \$4,942,799
- 2004 \$6,353,306
- 2005 \$6,985,531
- 2006 \$7,611,367
- 2007 \$8,194,299
- 2008 \$8,618,289
- 2009 \$8,838,599
- 2010 \$9,006,564
- 2011 \$8,997,036
- 2012 \$8,997,036
- 2013 \$9,199,625
- 2014 \$8,509,243
- 2015 \$9,144,991
- 2016 \$9,865,533
- 2017 \$10,845,871

PROPOSED TAX LEVY 2017

- Levy Authority \$11,524,656
- Proposed Levy \$ 10,845,871
- Total Under Levy \$ 678,784
- Levy Change \$ 980,338
- **Percent Change 9.94%**

Bemidji School District Pay 2017 Levy

2017 Levy Breakdown \$10,845,871



Changes in Levy

- General Fund RMV Levy up \$412,508 – Driven by Enrollment increases on levy formulas
- Operating Capital levy down \$119,901 due to property tax relief thru equalization formula
- LTFM up \$370,958 replacing H&S and Deferred Maintenance levy formulas for the future
- Debt Service Levy up \$322,808 due to fluctuations in excess debt service fund balance
- HS & Lincoln Bonds last payment 4/1/19 for \$3,244,500
- Gene Dillon Elementary BMS HVAC first levy date payment 4/1/20 for \$3,180,450

PROPOSED LEVY AND CHANGE

• General Fund	\$6,674,473
• Community Ed	\$ 398,861
• Debt Service	<u>\$3,769,537</u>
• Total Levy	\$10,845,871
• Change from 2016	\$ 980,871
• <u>Percent Change</u>	<u>9.94%</u>

PART 3

PUBLIC COMMENT