



UNITED INDEPENDENT SCHOOL DISTRICT AGENDA ACTION ITEM

TOPIC: Discussion and possible action to approve board minutes for the months of January, February and March 2023

SUBMITTED BY: Griselda Rodriguez / Alejandra Salinas **OF:** Office of Superintendent

APPROVED FOR TRANSMITTAL TO SCHOOL BOARD: _____

DATE ASSIGNED FOR BOARD CONSIDERATION: April 19, 2023

RECOMMENDATION:

It is recommended that the United ISD Board of Trustees discuss and take possible action to approve board minutes for the months of January, February and March 2023 (See List Below).

Public Hearing – January 25, 2023

Regular Board Meeting – February 15, 2023

Safety & Security Committee Meeting – March 21, 2023

United Independent School District
United ISD Bill Johnson Student Activity Complex, Auditorium
5208 Santa Claudia Lane – Laredo, Texas 78043

Public Hearing - TAPR
January 25, 2023
5:15 p.m.

STAFF PRESENT: David H. Gonzalez

BOARD MEMBERS PRESENT:

Ramiro Veliz, III, President – Present
Aliza Flores Oliveros, Vice-President – Present
Michelle Molina, Secretary – Present
Francisco "Frank" Castillo, Parliamentarian – Present
Javier Montemayor, Member – Absent
Ricardo Rodriguez, Member – Present

I. Open Public Hearing

A. Texas Education Code §39.306 and §39.362 Presentation of United ISD's Annual Report Including the TAPR (Texas Academic Performance Report) and PEIMS Financial Standard Report, describing the District's Educational and Financial Performance

A motion was made by Ms. Aliza F. Oliveros to open the Public Hearing and seconded by Mr. Ricardo Rodriguez. Motion was unanimously approved. The Public Hearing was opened at 5:16 p.m. with a quorum of board members present.

The DEIC Meeting was opened by Ms. Angelica Sanchez, DEIC Chair, at 5:17 p.m. She stated their agenda item was the open public hearing for the presentation of United ISD's Annual Report including the Texas Academic Performance Report and the PEIMS Financial Standard Report describing the district's educational and financial performance. She added that Ms. Christina Cabello would begin with the presentation.

Christina Cabello presented a portion of the TAPR Report which was released in December. She stated United ISD has earned an "A" Rating for the third time and also the Post Secondary Distinction and the district also met the

requirements for Special Education Determination Status. She proceeded with her portion of the presentation. The presentation covered the following:

- I. 2021-2022 Texas Academic Performance Report (TAPR)
- II. 2021-2022 District Accreditation Report
- III. Campus Performance Objectives
- IV. PEIMS Financial Standard Report (For UISD and each campus)
- V. Federal Programs Safe & Healthy Students / Report on Violent or Criminal Incidents on Campuses
- VI. Student Performance in Postsecondary Institutions (for each HS campus)
- VII. 2021-2022 TAPR Glossary

(Presentation attached to the minutes)

David Canales stated that behind those great scores are our staff and proceeded with his portion of the report dealing with staffing information. He thanked the board for their support. (Presentation available upon request)

Aliza F. Oliveros thanked Mr. Canales for his work. She thanked and stated her appreciation for staff members and DEIC members present.

Ms. Christina Cabello stated the next portion was the District's Accreditation Status and added that this year the Commissioner waived assigning an accreditation status because of Covid. For Campus Performance Objectives, she stated that each campus is required to have a Campus Improvement Plan and they are constantly looking at their TAPR report and measuring their goals and working towards achieving their goals.

Laida Benavides stated she will be presenting information on revenues, expenditures, disbursements, tax rates and fund balance dated as our 2020-2021 school year. Ms. Benavides proceeded to present the financial portion of the report. She expressed her appreciation of all teachers and staff and the board members for their support.

Rebecca Morales presented strategies and activities to support safe and healthy students, that is one of the components of the Title IV Grant.

Annette Perez presented information regarding violent and criminal incidents that take place in the district. She stated there was only one incident that occurred at an extra curricular activity and it was reported to the state.

Ms. Christina Cabello proceeded with information regarding Student Performance and Post Secondary Institutions. Ms. Cabello thanked all teachers and staff for their hard work and our Superintendent for always supporting teachers and staff and the board members for always supporting curriculum and instruction.

Ms. Angelica Sanchez stated the time as 5:48 p.m. and adjourned the Open Public Hearing and DEIC meeting.

Mr. Francisco Castillo commended the counselors in the district for assisting the teachers in addition to their daily tasks.

1. Public Comments

No Public Comments

2. Close Public Hearing

II. Adjournment

A motion to adjourn was made by Aliza F. Oliveros and seconded by Francisco Castillo. Motion was unanimously approved.

There being no further business before the Board of Trustees, the Public Hearing of January 25, 2023 was adjourned at 5:50 p.m.


Ramiro Veliz, III, President

Michelle Molina, Secretary

Minutes submitted by:

Alejandra Salinas, Secretary to Assistant Superintendent for Administration and Policies

Approved: April 19, 2023



2021-2022 Annual Report Public Hearing January 25, 2023

2021-2022 Annual Report

Sections to the Annual Report

- I. 2021-2022 Texas Academic Performance Report (TAPR)
 - o For United ISD and each campus
- II. 2021-2022 District Accreditation Report
- III. Campus Performance Objectives
- IV. PEIMS Financial Standard Report
 - o For United ISD and each campus
- V. Federal Programs Safe & Healthy Students/Report on Violent or Criminal Incidents on Campuses
- VI. Student Performance in Postsecondary Institution
 - o For each high school campus
- VII. 2021-2022 TAPR Glossary



Section I - Texas Annual Performance Report (TAPR)

Presented by Christina S. Cabello,
Executive Director for Instructional Accountability



Section I – 21-22 Texas Academic Performance Report (TAPR)

- Compiled by the Texas Education Agency (TEA) for every district and campus using
 - PEIMS (Public Education Information Management System)
 - Student Assessment Data
- TAPR is published in 2 different formats
 - A comprehensive, “dynamic” online data system
Data are added as they become available
 - A PDF version
Only includes major, statutorily-required data points
Designed to allow districts to fulfill their public notification requirements



Texas Academic Performance Report 2021-2022 Annual Report Cover Page

2021-22 Texas Academic Performance Report (TAPR)

District Name: UNITED ISD

District Number: 240903

2022 Accountability Rating: A

Distinction Designations:

Postsecondary Readiness

2022 Special Education Determination Status:

Meets Requirements



2

2021-2022 Annual Report

Section I – 2021-2022 Demographic Data



Group	State	Region One	United ISD
All Students	5,427,370	422,858	39,316
Hispanic	52.7%	95.9%	98.9%
Economically Disadvantaged	60.6%	84.6%	75.4%
English Learners	21.7%	39.7%	37.7%
At-Risk	53.5%	69.9%	64.4%

Section I – 2021-2022 STAAR Performance All Grades and Subjects



Performance Levels	State	Region One	United ISD
Approaches	74%	74%	79%
Meets	48%	45%	52%
Masters	23%	21%	24%

Performance Levels are based on Grade Level and Content Assessed

Approaches ~ Percent of students passing the test

Meets ~ Percent of students answering approximately 61% to 78% of test correctly

Masters ~ Percent of students answering approximately 80% or more of the test correctly

Source: TEA 2021-22 UISD TAPR

Section I – 2021-2022 STAAR Performance All Grades All Subjects



Source: TEA 2021 - 2022 UISD TAPR

Content Area & Performance Levels		State	Region One	United ISD
ELA/Reading	Approaches	75%	74%	79%
	Meets	53%	54%	55%
	Masters	25%	22%	25%
Math	Approaches	72%	73%	79%
	Meets	42%	40%	48%
	Masters	20%	19%	23%
Science	Approaches	76%	76%	82%
	Meets	47%	44%	52%
	Masters	21%	17%	22%
Social Studies	Approaches	75%	75%	78%
	Meets	50%	45%	49%
	Masters	30%	24%	26%

2021-2022 Annual Report

Section I – 2021-22 Bilingual Education/English as a Second Language (Current EB Students/EL) - All Subjects

Program Type	Early Exit Program			BE Dual Language Two-Way Program			English as a Second Language Pull Out Program		
Performance Level	State	Region One	UISD	State	Region One	UISD	State	Region One	UISD
Approaches	65%	69%	71%	69%	78%	88%	57%	59%	60%
Meets	34%	38%	40%	40%	51%	61%	25%	27%	24%
Masters	15%	17%	17%	19%	26%	33%	9%	9%	7%



Performance Levels are based on Grade Level and Content Assessed

Approaches – Percent of students passing the test

Meets – Percent of students answering approximately 61% to 78% of test correctly

Masters – Percent of students answering approximately 80% or more of the test correctly

EB = Emergent Bilingual formerly known as English Learner



TEA Rating
2018
2019
2022

Source: TEA 2021-22 UISD, Region 1 & State TAPR

9

2021-2022 Annual Report

District Name: UNITED ISD

County Name: WEBB

District Number: 240903

Section I - Participation Rates

	State	Region 01	District
All Tests			
Assessment Participant	99%	99%	99%
Included in Accountability	93%	92%	94%
Not Included in Accountability: Mobile	5%	4%	4%
Not Included in Accountability: Other Exclusions	1%	2%	2%
Not Tested	1%	1%	1%
Absent	1%	1%	1%
Other	0%	0%	0%



TEA Rating
2018
2019
2022

Source: TEA 2021-22 UISD TAPR

10

Section 1 - Attendance and Dropout Rates

State Region 01 District

Attendance Rate

2020-21	95.0%	96.4%	97.5%
2019-20	98.3%	98.3%	98.6%

Annual Dropout Rate (Gr 7-8)

2020-21	0.9%	0.9%	1.3%
2019-20	0.5%	0.1%	0.1%



Annual Dropout Rate (Gr 9-12)

2020-21	2.4%	2.0%	1.2%
2019-20	1.6%	0.9%	0.5%



Source: TEA 2021-22 UISD TAPR

Section - I Graduation Rates

4-Year Longitudinal Rate (Gr 9-12)

Class of 2021

Graduated	90.0%	92.1%	97.2%
Received TxCHSE	0.3%	0.1%	0.1%
Continued HS	3.9%	3.3%	0.8%
Dropped Out	5.8%	4.5%	1.9%



FHSP-DLA Graduates (Longitudinal Rate)

Class of 2021	81.9%	92.2%	91.5%
Class of 2020	83.5%	90.7%	91.0%



Source: TEA 2021-22 UISD TAPR

2018
2019
2022
12

Section I - Other Postsecondary Indicators

District Name: UNITED ISD

County Name: WEBB

District Number: 240903

	State	Region 01	District
College, Career, or Military Ready (Annual Graduates)			
2020-21	65.2%	80.5%	81.9% ✓
2019-20	63.0%	75.9%	74.7%
College Ready (Annual Graduates)			
2020-21	52.7%	60.2%	69.5% ✓
2019-20	53.4%	60.9%	62.6%
TSI Criteria Graduates in Both Subjects (Annual Graduates)			
2020-21	40.4%	45.0%	53.9% ✓
2019-20	43.2%	47.2%	45.6%
AP / IB Met Criteria in Any Subject (Annual Graduates)			
2020-21	21.3%	23.2%	22.1% ✓
2019-20	21.1%	23.4%	23.3%
Dual Course Credits in Any Subject (Annual Graduates)			
2020-21	25.9%	35.1%	33.6% ✓
2019-20	24.6%	33.3%	33.7%



TEA Rating

Source: TEA 2021-22 UISD TAPR

13

District Name: UNITED ISD

County Name: WEBB

District Number: 240903

Section I - Other Postsecondary Indicators

Graduates Enrolled in Texas Institution of Higher Education (TX IHE)			
2020 Graduates	Graduates	Enrolled in Higher Education	% Enrolled in Higher Ed
State	360,220	138,281	38%
Region South Texas	66,315	30,371	46%
United ISD	3,283	1,646	50% ✓

Source: Texas Institute of Higher Education for Class of 2020

14

Section I - Texas Academic Performance Report

- **Student Information**
 - Student enrollment (including enrollment by grade level, by ethnicity, by certain student identification indicators, and students with disabilities by primary eligibility category) and other student information (including graduation information, retention rates, and class size information)
- **Program Information**
 - Student Enrollment by Program
 - Teachers by Program (population served)
- **Staff Information**
 - Staff information (including total staff, staff by classification, teachers by ethnicity and gender, teachers by highest degree held and years of experience, experience of campus leadership, staff salary, and teacher turnover rate information)



15

Section I - Student Information



Student Information	Enrollment			
	District		State	
	Count	Percent	Count	Percent
Total Students	39,316	100.0%	5,427,370	100.0%
Students by Grade:				
Early Childhood Education	146	0.4%	21,375	0.4%
Pre-Kindergarten	1,092	2.8%	223,733	4.1%
Pre-Kindergarten: 3-year Old	0	0.0%	34,259	0.6%
Pre-Kindergarten: 4-year Old	1,092	2.8%	189,474	3.5%
Kindergarten	2,202	5.6%	371,502	6.8%
Grade 1	2,508	6.4%	386,232	7.1%
Grade 2	2,655	6.8%	383,838	7.1%
Grade 3	2,748	7.0%	384,872	7.1%
Grade 4	2,727	6.9%	386,011	7.1%
Grade 5	2,801	7.1%	389,971	7.2%
Grade 6	2,888	7.3%	400,447	7.4%
Grade 7	3,134	8.0%	418,788	7.7%
Grade 8	3,238	8.2%	424,544	7.8%
Grade 9	3,549	9.0%	475,746	8.8%
Grade 10	3,273	8.3%	408,700	7.5%
Grade 11	3,038	7.7%	389,454	7.2%
Grade 12	3,317	8.4%	362,157	6.7%



2021-2022 Annual Report

Section I - Student Information

Source: TEA 2021-22 UISD TAPR

Student Information	Enrollment			
	District		State	
	Count	Percent	Count	Percent
Ethnic Distribution:				
African American	46	0.1%	694,302	12.8%
Hispanic	38,875	98.9%	2,860,754	52.7%
White	242	0.6%	1,427,241	26.3%
American Indian	7	0.0%	18,028	0.3%
Asian	127	0.3%	261,788	4.8%
Pacific Islander	3	0.0%	8,477	0.2%
Two or More Races	16	0.0%	156,780	2.9%
Sex:				
Female	19,279	49.0%	2,650,563	48.8%
Male	20,037	51.0%	2,776,807	51.2%



17

2021-2022 Annual Report

Section I - Student Information

Source: TEA 2021-22 UISD TAPR

Student Information	Enrollment			
	District		State	
	Count	Percent	Count	Percent
Economically Disadvantaged	29,660	75.4%	3,289,420	60.6%
Non-Educationally Disadvantaged	9,656	24.6%	2,137,950	39.4%
Section 504 Students	3,835	9.8%	401,648	7.4%
EB Students/EL	14,815	37.7%	1,175,333	21.7%
Students w/ Dyslexia	2,051	5.2%	270,966	5.0%
Foster Care	96	0.2%	15,409	0.3%
Homeless	207	0.5%	61,687	1.1%
Immigrant	393	1.0%	108,787	2.0%
Migrant	95	0.2%	14,426	0.3%
Title I	39,316	100.0%	3,487,333	64.3%
Military Connected	1,084	2.8%	176,554	3.3%
At-Risk	25,339	64.4%	2,901,015	53.5%



Section I - Student Information

Source: TEA 2021-22 UISD TAPR

Student Information	Enrollment			
	District		State	
	Count	Percent	Count	Percent
Students by Instructional Program:				
Bilingual/ESL Education	15,655	39.8%	1,185,511	21.8%
Gifted and Talented Education	5,516	14.0%	435,356	8.0%
Special Education	4,711	12.0%	635,097	11.7%

19

Section I - Student Information

Student Information	-Non-Special Education Rates-		-Special Education Rates-	
	District	State	District	State
Retention Rates by Grade:				
Kindergarten	1.1%	1.9%	3.5%	5.2%
Grade 1	5.0%	2.9%	7.8%	4.2%
Grade 2	2.0%	1.7%	4.7%	2.2%
Grade 3	1.0%	1.0%	0.5%	1.0%
Grade 4	0.5%	0.7%	0.5%	0.7%
Grade 5	0.6%	0.5%	1.4%	0.7%
Grade 6	0.8%	0.6%	0.5%	0.6%
Grade 7	0.5%	0.7%	0.0%	0.7%
Grade 8	0.4%	0.6%	0.6%	0.8%
Grade 9	3.6%	10.5%	5.5%	14.1%

Data Quality:	District		State	
	Count	Percent	Count	Percent
Underreported Students	114	0.6%	8,781	0.3%

Source: TEA 2021-22 UISD TAPR

21

Section I - Student Information

Class Size Averages by Grade and Subject
(Derived from teacher responsibility records):

Class Size Information	District	State
Elementary:		
Kindergarten	16.7	18.7
Grade 1	17.4	18.7
Grade 2	17.8	18.6
Grade 3	18.4	18.7
Grade 4	17.6	18.8
Grade 5	20.3	20.2
Grade 6	18.5	19.2
Secondary:		
English/Language Arts	19.7	16.3
Foreign Languages	20.9	18.4
Mathematics	19.4	17.5
Science	20.2	18.5
Social Studies	20.9	19.1



22

Section I - Staff Information

Presented by David R. Canales,
Associate Superintendent for Human Resources



Section I - Staff Information

Staff Information	District		State	
	Count	Percent	Count	Percent
Total Staff	6,268.3	100.0%	749,473.4	100.0%
Professional Staff:	3,306.9	52.8%	480,632.3	64.1%
Teachers	2,539.5	40.5%	369,695.8	49.3%
Professional Support	490.2	7.8%	80,190.4	10.7%
Campus Administration (School Leadership)	174.7	2.8%	22,091.4	2.9%
Central Administration	102.6	1.6%	8,654.8	1.2%
Educational Aides:	676.3	10.8%	82,972.4	11.1%
Auxiliary Staff:	2,285.0	36.5%	185,868.6	24.8%
Librarians and Counselors (Headcount):				
Full-time Librarians	49.0	n/a	4,194.0	n/a
Part-time Librarians	0.0	n/a	607.0	n/a
Full-time Counselors	103.0	n/a	13,550.0	n/a
Part-time Counselors	4.0	n/a	1,176.0	n/a
Total Minority Staff:	6,158.9	98.3%	390,611.0	52.1%



Source: TEA 2021-22 UISD TAPR

Section I - Staff Information



Source: TEA 2021-22 UISD TAPR				
Staff Information	District		State	
	Count	Percent	Count	Percent
Teachers by Ethnicity:				
African American	3.0	0.1%	41,286.1	11.2%
Hispanic	2,461.5	96.9%	106,866.5	28.9%
White	61.0	2.4%	208,485.4	56.4%
American Indian	1.0	0.0%	1,235.6	0.3%
Asian	9.0	0.4%	6,956.0	1.9%
Pacific Islander	0.0	0.0%	553.2	0.1%
Two or More Races	4.0	0.2%	4,312.0	1.2%
Teachers by Sex:				
Males	583.2	23.0%	89,015.4	24.1%
Females	1,956.3	77.0%	280,680.4	75.9%
Teachers by Highest Degree Held:				
No Degree	34.5	1.4%	5,187.9	1.4%
Bachelors	1,870.3	73.7%	268,560.2	72.6%
Masters	628.7	24.8%	93,139.5	25.2%
Doctorate	6.0	0.2%	2,808.1	0.8%
Teachers by Years of Experience:				
Beginning Teachers	54.5	2.1%	29,215.8	7.9%
1-5 Years Experience	438.1	17.3%	98,764.8	26.7%
6-10 Years Experience	399.1	15.7%	76,197.2	20.6%
11-20 Years Experience	1,056.6	41.6%	105,811.4	28.6%
21-30 Years Experience	500.2	19.7%	48,804.6	13.2%
Over 30 Years Experience	91.0	3.6%	10,902.0	2.9%
Number of Students per Teacher	15.5	n/a	14.6	n/a

Section I - Staff Information

Staff Information	District	State
Experience of Campus Leadership:		
Average Years Experience of Principals	8.8	6.3
Average Years Experience of Principals with District	8.8	5.4
Average Years Experience of Assistant Principals	9.1	5.5
Average Years Experience of Assistant Principals with District	9.0	4.8
Average Years Experience of Teachers:		
Average Years Experience of Teachers	14.4	11.1
Average Years Experience of Teachers with District	12.7	7.2

Source: TEA 2021-22 UISD TAPR

26

Section I - Staff Information

Source: TEA 2021-22 UISD TAPR

Staff Information	District	State
Average Teacher Salary by Years of Experience (regular duties only):		
Beginning Teachers	\$50,340	\$51,054
1-5 Years Experience	\$52,421	\$54,577
6-10 Years Experience	\$55,679	\$57,746
11-20 Years Experience	\$59,926	\$61,377
21-30 Years Experience	\$63,593	\$65,949
Over 30 Years Experience	\$72,314	\$71,111
Average Actual Salaries (regular duties only):		
Teachers	\$58,924	\$58,887
Professional Support	\$70,698	\$69,505
Campus Administration (School Leadership)	\$83,453	\$84,990
Central Administration	\$96,011	\$112,797
Instructional Staff Percent:	55.4%	64.9%
Turnover Rate for Teachers:	7.9%	17.7%
Staff Exclusions:		
Shared Services Arrangement Staff:		
Professional Staff	0.0	1,247.4
Educational Aides	0.0	191.7
Auxiliary Staff	0.0	381.6
Contracted Instructional Staff:	0.0	2,113.6

27

Section I - Staff Information

Program Information	----- District -----		----- State -----	
	Count	Percent	Count	Percent
Teachers by Program (population served):				
Bilingual/ESL Education	139.8	5.5%	22,926.8	6.2%
Career and Technical Education	187.6	7.4%	19,365.5	5.2%
Compensatory Education	30.3	1.2%	11,037.2	3.0%
Gifted and Talented Education	208.3	8.2%	6,465.0	1.7%
Regular Education	1,714.5	67.5%	261,685.1	70.8%
Special Education	258.9	10.2%	35,441.0	9.6%
Other	0.0	0.0%	12,775.1	3.5%



Section II - District Accreditation Status

2021-2022 Assignment of Accreditation Statuses

2021-2022-assignment-of-accreditation-statuses.pdf

Date:	January 20, 2022
Subject:	2021-2022 Assignment of Accreditation Statuses
Category:	Accreditation
Next Steps:	Share with Appropriate Staff



The Commissioner has decided not to assign accreditation statuses until the 2022-2023 school year due to the ongoing impact of COVID-19.

Section III - Campus Performance Objectives

- **Campus Improvement Plans (CIP)**

- Each campus has developed and is implementing a CIP, as required by TEC §11.253
- Each CIP includes **performance objectives** (approved by the Board) that are based on data analysis and needs assessments – including data reported in annual TAPR reports
- Each campus **periodically measures progress** toward its performance objectives
- Updated CIPs are posted and available for review on the district's website and on each campus website



Section IV - Financial Standard Reports



**Presented by Laida Benavides,
Chief Financial Officer (CFO)**

Section IV - Financial Standard Reports

2020-21 Actual Financial Data (District)

- ☐ Revenues
- ☐ Expenditures
- ☐ Disbursements
- ☐ Tax Rates
- ☐ Fund Balance

2020-21 is the most recent year for which these data reports are available.

Source: TEA 2020-21 PEIMS Financial Standard Report

32

2021-2022 Annual Report

Source: TEA 2020-21 PEIMS Financial Standard Report

District						State			
General Fund	%	Per Student	All Funds	%	Per Student	All Funds	%	Per Student	
Revenues									
Operating Revenue									
Local Property Tax from M&O (excluding recapture)	\$164,840,401	41.84%	\$3,940	\$164,840,401	33.69%	\$3,940	\$26,132,322,677	42.39%	\$4,876
State Operating Funds	\$216,520,177	54.96%	\$5,176	\$224,262,721	45.84%	\$5,361	\$24,792,291,636	40.21%	\$4,626
Federal Funds	\$9,896,740	2.51%	\$237	\$96,623,495	19.75%	\$2,310	\$8,899,057,269	14.43%	\$1,661
Other Local	\$2,726,350	0.69%	\$65	\$3,538,469	0.72%	\$85	\$1,829,823,955	2.97%	\$341
Total Operating Revenue	\$393,983,668	100.00%	\$9,418	\$489,265,086	100.00%	\$11,695	\$61,653,495,537	100.00%	\$11,505
Other Revenue									
Local Property Tax from I&S	\$0	0.00%	\$0	\$39,613,182	98.78%	\$947	\$8,341,065,357	80.13%	\$1,557
State Assistance for Debt Service	\$0	0.00%	\$0	\$459,887	1.15%	\$11	\$355,910,306	3.42%	\$66
Other Receipts (excluding debt service financing)	\$0	0.00%	\$0	\$0	0.00%	\$0	\$939,273,230	9.02%	\$175
Total Other Revenue	\$0	0.00%	\$0	\$40,102,530	100.00%	\$959	\$10,408,865,906	100.00%	\$1,942
Subtotal: Operating and Other Revenue	\$393,983,668	100.00%	\$9,418	\$529,367,616	100.00%	\$12,654	\$72,062,361,443	100.00%	\$13,447
Recapture Revenue									
Local Property Tax Recaptured	\$0	0.00%	\$0	\$0	0.00%	\$0	\$2,970,608,744	100.00%	\$554
Total Recaptured Revenue	\$0	0.00%	\$0	\$0	0.00%	\$0	\$2,970,608,744	100.00%	\$554
Subtotal: Operating, Other and Recaptured Revenue	\$393,983,668	100.00%	\$9,418	\$529,367,616	100.00%	\$12,654	\$75,032,970,187	100.00%	\$14,002
Debt Service Financing and TRS Estimate Revenue									
Debt Service Financing Related Revenue	\$0	0.00%	\$0	\$58,228,672	75.29%	\$1,392	\$11,937,813,333	82.63%	\$2,228
Estimated State TRS Contributions	\$18,388,384	100.00%	\$440	\$19,111,402	24.71%	\$457	\$2,509,216,302	17.37%	\$468
Subtotal: Debt Service Financing and TRS Estimate Revenue	\$18,388,384	100.00%	\$440	\$77,340,074	100.00%	\$1,849	\$14,447,029,635	100.00%	\$2,696
Grand Total: Operating, Other, Debt Service Financing, and TRS Estimate Revenue excluding recapture	\$412,372,052	100.00%	\$9,857	\$606,707,690	100.00%	\$14,502	\$86,509,391,078	100.00%	\$16,143

33

2021-2022 Annual Report

Source: TEA 2020-21 PEIMS Financial Standard Report



	District			State		
	General Fund	%	Per Student	All Funds	%	Per Student
Expenditures Operating Expenditures by Object (61xx-64xx only)						
Payroll Expenditures (Object 61xx)	\$346,105,519	92.66%	\$8,273	\$392,308,350	83.54%	\$9,378
Professional & Contracted Services (Object 62xx)	\$9,983,866	2.67%	\$239	\$27,200,899	5.79%	\$650
Supplies & Materials (Object 63xx)	\$11,833,244	3.17%	\$283	\$43,095,481	9.18%	\$1,030
Other Operating Expenditures (Object 64xx)	\$5,583,785	1.49%	\$133	\$7,019,546	1.49%	\$168
Total Operating Expenditures by Object	\$373,506,414	100.00%	\$8,928	\$469,624,276	100.00%	\$11,226
Non-Operating Expenditures by Object						
Capital Outlay (Object 61xx-64xx)	\$0	0.00%	\$0	\$0	0.00%	\$0
Debt Services (Object 65xx)	\$7,704,054	71.99%	\$184	\$50,055,636	64.65%	\$1,197
Capital Outlay (Object 66xx)	\$2,996,978	28.01%	\$72	\$27,367,761	35.35%	\$654
Total Non-Operating Expenditures by Object	\$10,701,032	100.00%	\$256	\$77,423,397	100.00%	\$1,851
Grand Total: Operating and Non-Operating Expenditures by Object	\$384,207,446	100.00%	\$9,184	\$547,047,673	100.00%	\$13,076
Operating Expenditures by Function (61xx-64xx only)						
Instruction (Function 11.95)	\$225,196,026	60.29%	\$5,383	\$267,132,266	56.88%	\$6,385
Instructional Resources & Media Services (Function 12)	\$6,637,052	1.78%	\$159	\$6,877,283	1.46%	\$164
Curriculum & Staff Development (Function 13)	\$346,955	0.09%	\$8	\$4,227,159	0.90%	\$101
Instructional Leadership (Function 21)	\$7,986,312	2.14%	\$191	\$10,090,720	2.15%	\$241
School Leadership (Function 23)	\$25,880,123	6.93%	\$619	\$27,564,673	5.87%	\$659
Guidance Counseling Services (Function 31)	\$15,356,660	4.11%	\$367	\$18,511,861	3.94%	\$442
Social Work Services (Function 32)	\$3,332,408	0.89%	\$80	\$3,389,317	0.72%	\$81
Health Services (Function 33)	\$5,604,389	1.50%	\$134	\$6,011,086	1.28%	\$144
Transportation (Function 34)	\$13,200,832	3.53%	\$316	\$15,540,899	3.31%	\$371
Food Services (Function 35)	\$1,398,972	0.37%	\$33	\$27,625,375	5.88%	\$660
Extracurricular (Function 36)	\$10,536,921	2.82%	\$252	\$10,561,611	2.25%	\$252
General Administration (Function 41.92)	\$13,983,350	3.74%	\$334	\$17,261,778	3.68%	\$413
Facilities Maintenance & Operations (Function 51)	\$31,061,348	8.32%	\$742	\$40,997,637	8.73%	\$980
Security & Monitoring Services (Function 52)	\$9,374,172	2.51%	\$224	\$9,586,022	2.04%	\$229
Data Processing Services (Function 53)	\$3,345,265	0.90%	\$80	\$3,622,144	0.77%	\$87
Community Services (Function 61)	\$265,629	0.07%	\$6	\$624,445	0.13%	\$15
Fund Raising CHARTER SCHOOLS ONLY (Function 81)	\$0	0.00%	\$0	\$0	0.00%	\$0
Total Operating Expenditures by Function	\$373,506,414	100.00%	\$8,928	\$469,624,276	100.00%	\$11,226

2021-2022 Annual Report

Source: TEA 2020-21 PEIMS Financial Standard Report



	District			State		
	General Fund	%	Per Student	All Funds	%	Per Student
Non-Operating Expenditures by Function						
Non-Operating Expenditures by Function (81) (61xx-64xx)	\$0	0.00%	\$0	\$0	0.00%	\$0
Non-Operating Expenditures by Function (1x-9x) (65xx)	\$7,704,054	71.99%	\$184	\$50,055,636	64.65%	\$1,197
Non-Operating Expenditures by Function (1x-9x) (66xx)	\$2,996,978	28.01%	\$72	\$27,367,761	35.35%	\$654
Total Non-Operating Expenditures by Function	\$10,701,032	100.00%	\$256	\$77,423,397	100.00%	\$1,851
Grand Total: Operating and Non-Operating Expenditures by Function	\$384,207,446	100.00%	\$9,184	\$547,047,673	100.00%	\$13,076
Operating Expenditures by Program Intent Code (PIC) (61xx-64xx only)						
Basic Educational Services (PIC 11)	\$162,752,486	43.57%	\$3,890	\$179,742,587	38.27%	\$4,296
Gifted and Talented (PIC 21)	\$664,133	0.18%	\$16	\$671,133	0.14%	\$16
Career and Technical (PIC 22)	\$14,970,254	4.01%	\$358	\$15,453,942	3.29%	\$369
Students with Disabilities (PICs 23.33)	\$49,739,239	13.32%	\$1,189	\$57,548,952	12.25%	\$1,376
State Compensatory Education (PICs 24.26.28.29.30.34)	\$25,448,714	6.81%	\$608	\$50,194,522	10.69%	\$1,200
Bilingual (PICs 25.35)	\$5,664,819	1.52%	\$135	\$7,041,080	1.50%	\$168
High School Allotment (PIC 31)	\$0	0.00%	\$0	\$0	0.00%	\$0
PreKindergarten (PIC 32)	\$3,117,060	0.83%	\$75	\$3,137,061	0.67%	\$75
Early Education Allotment (PIC 36)	\$28,104,164	7.52%	\$672	\$28,444,806	6.06%	\$680
Dyslexia or Related Disorder Services (PIC 37)	\$1,527,192	0.41%	\$37	\$1,529,979	0.33%	\$37
College, Career, and Military Readiness (CCMR) (PIC 38)	\$1,842,370	0.49%	\$44	\$2,231,194	0.48%	\$53
Athletics/Related Activities (PIC 91)	\$7,478,176	2.00%	\$179	\$7,495,283	1.60%	\$179
Un-Allocated (PIC 99)	\$72,197,807	19.33%	\$1,726	\$116,133,737	24.73%	\$2,776
Total Operating Expenditures by Program Intent Code (PIC)	\$373,506,414	100.00%	\$8,928	\$469,624,276	100.00%	\$11,226
Non-Operating Expenditures by PIC						
Non-Operating Expenditures by PIC (81)	\$0	0.00%	\$0	\$0	0.00%	\$0
Capital Outlay (61xx-64xx)	\$0	0.00%	\$0	\$0	0.00%	\$0
Non-Operating Expenditures by PIC (1x-9x) (65xx)	\$7,704,054	71.99%	\$184	\$50,055,636	64.65%	\$1,197
Non-Operating Expenditures by PIC (1x-9x) (66xx)	\$2,996,978	28.01%	\$72	\$27,367,761	35.35%	\$654
Total Non-Operating Expenditures by Program Intent Code (PIC)	\$10,701,032	100.00%	\$256	\$77,423,397	100.00%	\$1,851
Grand Total: Operating and Non-Operating Expenditures by Program Intent Code (PIC)	\$384,207,446	100.00%	\$9,184	\$547,047,673	100.00%	\$13,076

2021-2022 Annual Report

Source: TEA 2020-21 PEIMS Financial Standard Report

	District				State			
	General Fund	%	Per Stude	All Funds	%	Per Stude	All Funds	%
Disbursements								
Total Disbursements								
Operating Expenditures	\$373,506,414	95.23%	\$8,928	\$469,624,276	84.61%	\$11,226	\$59,516,182,044	70.68%
Recapture	\$0	0.00%	\$0	\$0	0.00%	\$0	\$2,970,608,744	3.53%
Total Other Uses	\$5,924,620	1.51%	\$142	\$5,924,620	1.07%	\$142	\$1,287,501,819	1.53%
Intergovernmental Charge	\$2,074,101	0.53%	\$50	\$2,074,101	0.37%	\$50	\$653,080,535	0.78%
Debt Service (Object 6500)	\$7,704,054	1.96%	\$184	\$50,055,636	9.02%	\$1,197	\$9,364,911,548	11.12%
Capital Projects (Object 6600)	\$2,996,978	0.76%	\$72	\$27,367,761	4.93%	\$654	\$10,372,278,176	12.32%
Total Disbursements	\$392,206,167	100.00%	\$9,375	\$555,046,394	100.00%	\$13,268	\$84,205,696,630	100.00%
Tax Rates								
2020 - 2021 (current tax year) Tax Rates								
Maintenance & Operations				0.9664			0.9843	
Interest & Sinking				0.2324			0.2235	
Total Tax Rate				1.1988			1.2078	
Fund Balance**								
Nonspendable Fund Balance	\$1,606,841		\$38	\$1,606,841		\$38	\$342,667,048	\$69
Restricted Fund Balance	\$66,717		\$2	\$73,597,079		\$1,759	\$20,204,526,878	\$4,047
Committed Fund Balance	\$1,053,073		\$25	\$1,053,073		\$25	\$4,009,536,094	\$803
Assigned Fund Balance	\$125,000		\$3	\$125,000		\$3	\$3,530,241,520	\$707
Unassigned Fund Balance	\$88,898,605		\$2,125	\$88,898,605		\$2,125	\$16,344,075,825	\$3,273
Total Fund Balance**	\$91,750,236		\$2,193	\$165,280,598		\$3,951	\$44,431,047,365	\$8,899
Fund Balance Reconciliation								
2019 - 2020 Total Fund Balance (Previous Year)	\$71,584,824		\$1,668	\$162,897,047		\$3,795	\$42,166,833,966	\$8,200
2020 - 2021 Excess (Deficiency) Operating Expenditures	\$26,090,032		\$624	\$1,812,727		\$43	-\$8,057,529,155	-\$1,614
2020 - 2021 Excess (Deficiency) Non-Operating Expenditures	-\$5,924,620		-\$142	\$570,824		\$14	\$10,242,175,517	\$2,051
2020 - 2021 Uncommon Items	\$0		\$0	\$0		\$0	\$79,567,037	\$16
2020 - 2021 Total Fund Balance	\$91,750,236		\$2,193	\$165,280,598		\$3,951	\$44,431,047,365	\$8,899



2021-2022 Annual Report

Section V - Federal Programs Safe & Healthy Students

Presented by Rebecca Morales,
Assistant Superintendent for Administration & Policies



2021-2022 Annual Report

Section V - Federal Programs: Title IV, 21st Century Schools, Part A Student Support and Academic Enrichment Grants, Sec. 4108 [20 U.S.C. 7118] Activities to Support Healthy Students Every Student Succeeds Act (P.L. 114-95)

United Independent School District's Goal #2 A Safe and Nurturing Environment, states that the school district will "Provide a safe, nurturing, positive, and secure learning environment for students and staff," conveying a clear and consistent message that acts of violence and the illegal use of drugs, alcohol, and tobacco are wrong, harmful, and will not be tolerated.. Goal 2 aligns to the Every Student Succeeds Act (ESSA), P.L. 114-95, 21st Century Schools, Part A Student Support and Academic Enrichment Grants, SEC. 4108. [20 U.S.C. 7118] ACTIVITIES TO SUPPORT SAFE AND HEALTHY STUDENTS.

The purpose of the Activities to Support Safe and Healthy Students Program at United ISD is to support comprehensive (EE-12) drug use prevention and violence prevention programs that:

1. Are coordinated with community-based services and programs;
2. Foster safe, healthy and supportive, and drug-free environments that support student academic achievement;
3. Promote the involvement of parents in the activity or program;
4. Are conducted in partnership with an institution of higher education, business, nonprofit organization, community-based organization, or other public or private entity with a demonstrated record of success in implementing activities.

The Safe and Healthy Students Program at United ISD targets the prevention of alcohol and drug use and violence prevention. Strategies include providing instructional supplies & materials, staff development, parent/student presentations, and drug education/prevention programs.

39

2021-2022 Annual Report

Section V - Safe and Healthy Students Program Components

Curriculum & Instruction	Staff Development	Parental Involvement
<ul style="list-style-type: none"> • Drug Education Prevention Curriculum for PK – 12 • radKids (Recognize, Avoid and Escape violence & abuse • Bully-Free Curriculum • Trauma Informed Practices • Social Emotional Learning • Mental Health Awareness • Gang Awareness • ROPES Challenge Course • Education Prevention Intervention Curriculum (EPIC) • Teachers, Counselors, Licensed Chemical Dependency Counselors (LCDC), Gang Intervention Facilitators and Positive Behavior Facilitators provide curriculum 	<ul style="list-style-type: none"> • Student/Employee Code of Conduct • Classroom Management • Identifying and Reporting Child Abuse • Maintaining Professional Standards • Bullying Intervention • Mental Health Intervention • Suicide Prevention • SafeSchools Training • Gang Intervention & Awareness • Signs & Symptoms of Drug Abuse • School Safety/Crisis Management • Drug Impairment Training 	<ul style="list-style-type: none"> • Annual Parent Learning Summit • United Council of Parents (UCOP) • LCDC Campus Presentations • Red Ribbon Week • Campus Career Day Activities • Individual Campus Parent Training and Informative Sessions • Family Matters Resource Center



2018
2019
2022
40


Section V - Evaluation Summary Findings

5,221 MS and HS students participated in the Youth Alcohol, Tobacco and Other Drug (ATOD) Survey	Lifetime Use Results: 14.7% Alcohol Use; 7.0% Electronic Cigarette Use; 2.7% Tobacco Use; and Other Drugs: 3.9% Marijuana, 1.2% Synthetic Marijuana, 2.5% Inhalants, 0.3% Crack, 0.6% Cocaine, and 1.1% Prescription Drugs
Random Drug Testing	The random drug testing program applies to students in grades 7-12 who choose to participate in a competitive extracurricular activity. During the 2021-2022 school year, 352 middle school students were tested and resulted in 9 positive tests; 420 high school students were tested and resulted in 27 positive tests.
On Demand Drug Testing Kits for Parents	450 Drug Kits were dispensed to campuses or parents
ROPES Challenge Course	During the 2021-2022 school year, 441 students and parents completed the ROPES 8 hour course as part of the U-First Program
Gun-Free Schools	One incident involving three students resulted in all 3 students expelled during 2021 for possessing (after school hours) a firearm/handgun at a school facility (Krueger Field)
Persistently Dangerous Schools	No campuses (0) were identified as persistently dangerous schools
Uniting Families Initiative at STEP Academy	For the 21-22 SY, 442 students and parents completed the required sessions and received a 6 day reduction in placement.

A copy of the full report may be accessed here: <https://docs.google.com/document/d/13UvmJotAQeM3YvtoAJOWhotbpeB8c2yZ/edit?usp=sharing&ouid=105890531452783107373&rtof=true&sd=true>

41

Section V - Report on Violent or Criminal Incidents



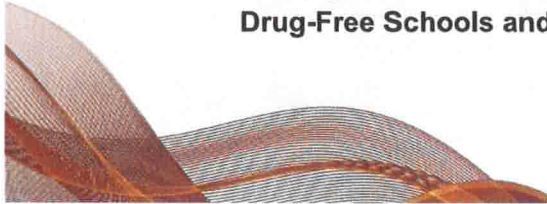
**Presented by Annette Perez,
Director of Discipline Management & Student Relations**



Section V - Report on Violent or Criminal Incidents

Presented by Annette Perez, Director for Discipline Management

- TEC Section 39.306 requires each district to publish, as part of its Annual Report, a report on violent or criminal incidents that occur at each campus
- The report must include
 - Number, rate and type of violent or criminal incidents that occurred on each campus (to the extent permitted under FERPA)
 - Descriptions of school violence prevention and violence intervention policies and procedures used to protect students
 - Findings from evaluations (if any) conducted under the Safe and Drug-Free Schools and Communities Act



37

Section V - Report on Violent or Criminal Incidents

UNITED INDEPENDENT SCHOOL DISTRICT 2021-2022 Violent & Criminal Offenses Report

The rate of violent or criminal incidents that occurred on each district campus, to the extent permitted under the Family Educational Rights and Privacy Act of 1974 (20 U.S.C.S. Section 1232g)

PEIMS Code:	Violent Criminal Offenses	# of Incidents
17	Murder, capital murder, criminal attempt to commit murder, or capital murder-TEC §37.007(a)(2)(C)	
18	Indecency with a child-TEC §37.007(a)(2)(D)	
19	Aggravated kidnapping-TEC §37.007(a)(2)(E)	
30	Aggravated assault on someone other than district employee under Penal Code 22.02	
32	Sexual assault under Penal Code Section 22.011 or aggravated sexual assault	1
46	Aggravated robbery - TEC §37.007(a)(2)(F); TEC 37.007@.(d)	
57	Continuous sexual abuse of young child Poenal Code 21.02 on school property/activity	

2021-2022			
District Name: United Independent School District	Enrollment:	Rate:	Total Number of Incidents
*Includes Youth Village, Youth Recovery & Casa Esperanza	40215	0.002%	1

2020-2021			
District Name: United Independent School District	Enrollment:	Rate:	Total Number of Incidents
*Includes Youth Village, Youth Recovery & Casa Esperanza	0	0.000%	0

38

Section VI - Student Performance in Postsecondary Institutions

Presented by Christina S. Cabello,
Executive Director for Instructional Accountability



2021-2022 Annual Report

Section VI - Student Performance in Postsecondary Institutions

Texas High School Graduates From FY 2021
Enrolled in Texas Public Higher Education Fall 2021

Source: Texas Higher Education Coordinating Board
and Texas Education Agency


United ISD	Total Graduates	UHS	USHS	AHS	LBJHS
4-Yr P-U	846	320	120	230	176
2-Yr P-C	853	304	236	182	131
Ind. C&U	ND	ND	ND	ND	ND
Not Trackable	184	55	49	47	33
Not Found	1,179	348	222	219	390
Total HS Graduates	3,062	1,027	627	678	730

Approximately 55% of students attended a Texas 2-or 4-year public college or university after HS graduation.
Note: Students in the "Not Found" category may include graduates attending out of state schools.

Section VII - TAPR Glossary



- Each year, TEA prepares and publishes a *TAPR Glossary*
- The *TAPR Glossary* provides definitions, describes methodologies, and lists sources for each data point in the TAPR
- A Spanish version of the *TAPR Glossary* is scheduled for release in late winter



2021-22 Texas Academic Performance Report (TAPR) Glossary

Cover Page

2022 Accountability Rating: The overall rating earned by the district or campus for 2022.

2022 Special Education Determination Status (district TAPR only): This label represents an integrated determination level status based on an evaluation of each local educational agency's (LEA) Results Driven Accountability (RDA) indicators in the special education program area and four Federally Required Elements (FREs), which include the State Performance Plan (SPP) compliance indicators 9, 10, 11, 12, and 13; data integrity; uncorrected noncompliance; and financial audit findings. Each LEA receives one of four special education determination levels (DL):

Meets Requirements
Needs Assistance
Needs Intervention
Needs Substantial Intervention

For additional information, please see the links below.

General Information about RDA and SPP/APR:

Results Driven Accountability (RDA): <https://tea.texas.gov/academics/special-student-accountability/review-and-support/results-driven-accountability-rda>

State Performance Plan and Annual Performance Report: <https://tea.texas.gov/reports-and-data/data-submissions/state-performance-plan/annual-performance-report>

Methodology for RDA and SPP/APR:

2022 RDA Manual: https://tea.texas.gov/sites/default/files/2022_rda-manual.pdf

FFY 2022 SPP/APR Methodology: <https://villes.ed.gov/idea/via.asp?letters=selected;category=Assessed-year&state=Texas>

Data Reports for RDA and SPP/APR:

SPP/APR Data Report: <https://rda1.k12.texas.gov/idea/index.html>

RDA Data Reports: <https://tea.texas.gov/student-assessment/monitoring-and-interventions/rda/results-driven-accountability-data-and-reports>

2022 Armed Services Vocational Aptitude Battery (ASVAB) Test (Career Exploration) (districts serving grades 10-12): Senate Bill 1843 requires that each school year, each school district and open-enrollment charter school provide students in grades 10-12 the opportunity to take the ASVAB and consult with a military recruiter.

Texas Education Agency | OSP | Assessment & Accountability | Performance Reporting

1 of 46



Although we continue on the path of recovery from the insurmountable challenges we faced, we remain committed to our vision of empowering our students to become responsible global leaders.

*It is evident through our data, that **UNITED**, we provide a robust curriculum, exceptional instruction, collaboration with parents and our community in a supportive learning environment, which is at **HEART** of everything we do.*



United Independent School District

Bill Johnson Student Activity Complex, Auditorium / 5208 Santa Claudia Lane / Laredo, TX. 78043

Regular Board Meeting

February 15, 2023

6:00 p.m.

TRUSTEES PRESENT: Aliza Oliveros, Javier Montemayor, Ramiro Veliz, Gilbert Aguilar, Ricardo Rodriguez,
Michelle Molina

STAFF PRESENT: David H. Gonzalez, Laida Benavides, Sam Flores, Mike Garza, Rebecca Morales, David
Canales, Emma Leza, Enrique Rangel, Monica Madrigal, Cordy Jackson
Legal Counsel: Stephen Trautmann and Jaime Garcia, Kenny Valls

I. Roll Call, Establish Quorum, Call to Order

Mr. Ramiro Veliz, calls this Regular Board Meeting to order at **6:00 pm**, in accordance to the Texas Open Meetings Act.

The board president welcomes Mr. Gilbert Aguilar as the newly appointed board member for District 1. Mr. Aguilar thanks his fellow board members and speaks about the gratitude towards the leadership of late Mr. Ricardo Molina. He ensures he will work with the board and care for the faculty, staff and students of this great district and two make sure that they have what they need for success.

II. Pledge of Allegiance

A. Honor the Texas Flag: I pledge allegiance to thee, Texas, one state under God, one and indivisible.

III. Recognitions:

A. WINTER GRADUATIONS:

United High School

United South High School

John B. Alexander High School

Lyndon B. Johnson High School

B. 2022-2023 NATIONAL RECOGNITION PROGRAM SCHOLARS

United High School
United South High School
John B. Alexander High School
Lyndon B. Johnson High School

C. JUAREZ-LINCOLN ELEMENTARY AT U.D.D.H. – Ms. Karina Ramos Recognized for Saving a Life

D. UISD SPECIAL EDUCATION DEPARTMENT – Adaptive P.E. Coach Eduardo “Eddie” Mendiola, Inducted to the Latin American International Sports Hall of Fame

IV. Public Comments:

No Public Comments.

V. Items for Information Only

A. Superintendent’s Report

The superintendent provides updates information regarding the installation of Germicidal UVC Lamps/HVAC units for cleaner air. Twenty two units have been installed and completed at campuses and/or departments. The completion of this project is approximately in the fall. Also, the superintendent informs the board that after much consideration and input from administrators and due to safety concerns, Open House in the month of March will be held virtually. The board thanks Mr. Gonzalez for the information.

VI. Consent Agenda Items

A. Approval of Monthly Disbursements

B. Approval of Budget Amendments

C. Approval of a resolution regarding review of Investment Policy and Strategies

D. Approval of a resolution authorizing the Issuance of United Independent School District Maintenance Tax Notes, Series 2023; Entering into a Purchase and Investment Letter and a Paying Agent/Registrar Agreement and Other Matters Related Thereto

E. Approval of a resolution Declaring Intention to Reimburse Certain Expenditures

F. Approval of Property Tax Refunds for the month of January 2023

- G. Approval regarding Boundary Changes effective for the 2023-2024 school year for the following Lyndon B. Johnson High School Elementary Feeder Schools: Veterans Elementary to Roosevelt Elementary ; Veterans Elementary to Perez Elementary
- H. Approval regarding Boundary Changes effective for the 2023-2024 school year for the following campuses; San Isidro Elementary to Roberto J. Santos Elementary; Herrera Middle School to United Middle School; United High School to John B. Alexander High School
- I. Approval regarding Boundary Changes effective for the 2023-2024 school year for the following United South High School Elementary/Middle feeder schools: Bonnie Garcia Elementary to Killam Elementary; United South Middle to Gonzalez Middle
- J. Approval regarding Low Attendance Waivers – Remote Conferencing (elementary schools)
- K. Approval regarding Low Attendance Waivers – Remote Conferencing (secondary schools)
- L. Approval of Instructional Materials Allotment and TEKS Certification Form
- M. Approval regarding recommendation of JOC 004-2022 Gonzalez Middle School HVAC Systems Replacements Phase 1 (16 Systems)
- N. Approval of awarding bids, proposals and qualifications
- O. Approval of second and final reading of TASB Update 120 (Local Policies)

With a motion by Ricardo Rodriguez and a Second by Aliza Oliveros, the consent agenda items VI.-A through VI.-O were unanimously approved.

VII. Items for Individual Consideration

A. Discussion and possible action to approve Donations

The donations are read in by superintendent:

- A donation by Raul Perales Booster Club in the amount of \$1,188.03 for the Cheer Team to pay for hotel expenses for their competition in February 2023.

No other donations were received making this month's grand total: \$1188.03. The superintendent graciously requests the board to approve this donation.

Motion to approve was moved by Ricardo Rodriguez and seconded by Aliza Oliveros, the request is passed unanimously.

B. Discussion and possible action to approve Board Minutes for the month of January 2023

With a motion to approve as presented by Aliza Oliveros and seconded by Ricardo Rodriguez the Board Minutes for the month of January were approved by Gilbert Aguilar, Ricardo Rodriguez, Ramiro Veliz and Aliza Oliveros, Javier Montemayor abstained.

C. Discussion and possible action regarding requests from Board Members in re: Use of Board Discretionary Funds for Various Projects/Campuses

No additional requests were received.

With a motion by Aliza Oliveros and a second by Gilbert Aguilar these requests are unanimously approved as presented.

D. Discussion and possible action to approve an interlocal agreement between UISD and City of Laredo regarding the use of Sames Auto Arena, with authorization to legal counsel to negotiate and the Superintendent to execute all relevant documents

Legal counsel explains that there are two different ways to forgo the procurement process one of which is via Sole Source being this is the only arena in town. Legal counsel recommends going via Interlocal agreement after discussion with city attorneys saying "this is more appropriate". The arena is used for graduations, reunifications drills and reunification event. With approval from the board this agreement will then be taken to the city for approval which is why legal counsel also requests authorization to negotiate and the Superintendent to execute all relevant documents.

Mr. Veliz inquires as to whether the city is aware of this agreement to which legal counsel replies "yes".

Legal counsel explains that Sole Source procurement is more for a rendering of services and the agreement is more for the use of the facility/venue and is allowable under the law when it is two government entities.

A motion made to approve the Interlocal agreement, authorize legal counsel to negotiate and the superintendent to execute all relevant documents was made by Aliza Oliveros, seconded by Ricardo Rodriguez was unanimously approved.

VIII. Closed Session: Board will adjourn into closed session pursuant to the following sections of the Texas Open Meetings Act

A. TGC 551.071 Consultation with Board's Attorney; Closed Meeting

1. Superintendent's Duties and Responsibilities

2. Discussion with legal counsel regarding possible revisions to Board Policy DGA (Local) – Employee Rights and Privileges: Freedom of Association and matters incident thereto
3. Consultation with legal counsel regarding possible revisions to Board Policy DEC (Local) Compensation and Benefits: Leaves and Absences and matters incident thereto

B. TGC 551.071 Consultation with Attorney; Closed Meeting

TGC 551.072 Deliberation Regarding Real Property; Closed Meeting

1. Legal consultation and report on the lawsuit filed by Potential Holdings, LLC against the United Independent School District regarding the United Independent School District streets Santa Claudia and Santa Monica within the UISD Student Activity Complex and matters incident thereto. The suit was filed in the District Court of the 111th Judicial District of Webb County, Texas, under Cause No. 2023CVG000151D2
2. Legal consultation and report on current status of the UISD new Food Production Center Project

C. TGC 551.071 Consultation with Attorney; Closed Meeting

TGC 551.074 Personnel Matters; Closed Meeting

1. Discussion, including consultation with legal counsel, regarding status update on Superintendent's job duties and responsibilities and matters incident thereto

D. TGC 551.071 Consultation with Board's Attorney; Closed Meeting

TGC 551.076 Deliberation Regarding Security Devices or Security Audits

1. Discussion of Districtwide Intruder Detection Audit Report Findings

IX. Reconvened from Closed Session, the Board will take appropriate action on items, if necessary, as discussed in Closed Session

The board reconvenes at 8:33 pm from closed session.

Mr. Veliz notes for the record Mrs. Michelle Molina is present.

A. Discussion and possible action to approve first and final reading of Board Policy DGA (Local) – Employee Rights and Privileges: Freedom of Association

The recommendation was to approve the changes to DGA Local as discussed in closed session. With a motion by Ramiro Veliz and a second by Ricardo Rodriguez, the board approved unanimously.

B. Discussion and possible action to approve first and final reading of Board Policy DEC (Local) – Compensation and Benefits: Leaves and Absences

The recommendation was to table this item. Motion moved by Aliza Oliveros a second by Michelle Molina and unanimously approved.

C. Possible action with respect to the lawsuit filed by Potential Holdings, LLC against the United Independent School District regarding UISD streets Santa Claudia and Santa Monica, located within the UISD Student Activity Complex, and the retention of legal counsel to represent UISD in such suit under Cause No. 2023CVG000151D2

The recommendation was to retain the law firms of Valls and Marroquin, LLP and Vassallo and Salazar PC be retained to defend United ISD in the lawsuit filed against United Independent School District by Potential Holdings.

Superintendent Gonzalez states that both firms of Valls and Marroquin and Vassallo and Salazar have provided quality real estate legal service to the district. The district feels that they are highly qualified to represent the district in this matter.

Motion moved by Aliza Oliveros and a second by Javier Montemayor, the board unanimously approved.

D. Discussion of Districtwide Intruder Detection Audit Report Findings

Mr. Mike Garza reads in a statement regarding the report findings and states that an intruder detection audit was recently conducted at one or more campuses by the Texas Schools Safety Center. He explains the audit is to assess if the campus is accessible to an unauthorized individual. This helps districts to focus on safety and security of students and staff. Mr. Garza states that though the public may be interested in the outcome, it is in the best interest of students that this information not be disclosed to the broader public but will however be discussed with the board of trustees during executive session and /or the safety committee.

X. Adjournment

On a motion moved by Aliza Oliveros, and seconded by Michelle Molina the board unanimously voted to adjourn this meeting.

*There being no further business of the UISD Board of Trustees, this Regular Board Meeting of February 15, 2023 is adjourned at **8:37 PM.***

Ramiro Veliz, III, President

Michelle Molina, Secretary

Minutes completed by Griselda Rodriguez, and submitted for approval by the UISD Board of Trustees at the April 19, 2023 Regular Board Meeting.

United Independent School District
Student Activity Complex, Fine Arts Building, Room #2 – 5208 Santa Claudia Lane – Laredo, Texas 78043

Safety and Security Committee Meeting
March 21, 2023
11:00 a.m.

I. Call Meeting to Order

Mr. Mike Garza called the meeting to order at 11:31 a.m.

He apologized to the committee explaining that the agenda was posted for 11:00 a.m. but the meeting reminder was sent with the time of 11:30 a.m.

Mr. Garza explained that if their name was not on the sign in roster, they will be asked to step out during the executive session. He added that there is specific training that will be given to them so they can be a part of executive session for the next meeting.

Mr. Garza announced we had good news for the last six or seven audits that have been perfect. He explained that two of our high schools did have some minor issues on the audit report that needed to be addressed.

II. Call Roll - Committee Members - Texas Education Code §37.109

Mr. Ruben Ayala stated the sign in sheet will be accepted as the roll call for this meeting

III. Informational Items

A. Laredo Fire Department - Train Derailments and Hazardous Materials Spills

Deputy Chief Christopher Perez and Assistant EMC Christopher Niles presented information on Train Derailments and Hazardous Materials Spills. (Presentation attached to the minutes)

IV. Action Items

A. Approval of minutes for the Safety Subcommittee Meeting of February 3, 2023

A motion was made by Ramiro Veliz, III and seconded by David Canales to approve the minutes of the Safety Subcommittee Meeting of February 3, 2023 as presented. Motion was unanimously approved.

V. Closed Session:

The committee went into closed session at 12:00 p.m.

A. Discussion regarding Intruder Detection Audit Report Findings

VI. Reconvened from Closed Session

The committee reconvened from closed session at 12:15 p.m.

Ruben Ayala stated for the record there was no action taken in closed session.

A. Possible action regarding Intruder Detection Audit Report Findings

Ruben Ayala asked for a motion for approval of corrective actions on the Intruder Detection Audit Report. A motion to approve was made by David Perez and seconded by Jessica Salazar. Motion was unanimously approved.

VII. Public Comments

No Public Comments

VIII. Announcements

Ruben Ayala stated they have a tentative date of August 1, 2023 for the summer meeting of and added that anybody that needs training will be trained before that meeting.

IX. Adjournment

Ruben Ayala adjourned the meeting at 12:15 p.m.

There being no further business, the Safety & Security Committee Meeting of March 21, 2023 was adjourned at 12:15 p.m.

Mike Garza
Associate Superintendent Administration Operation Services

Ruben Ayala
Safety & Crisis Response Manager

Minutes submitted by: *Alejandra Salinas*, Secretary to Deputy Superintendent
Approved: April 19, 2023



United ISD Workshop Roster

Workshop ID: CPE Hours:

Title: School Safety and Security Committee Meeting

Workshop Date: 3/21/2023 11:30:00 AM

PIN	Email	Status	AM	PM	District - Campus
	daisy.aguilera@uisd.net	Approved			United ISD – Facilities
	malvarez@uisd.net	Approved			United ISD – Raul Perales MS
	rarizola@uisd.net	Approved			United ISD – United MS
	augiecoach1@yahoo.com	Approved			
	dcanales@uisd.net	Approved			United ISD – Human Resources
	cacantu@webbcountytx.gov	Approved			Webb County – Constable Precinct 1
	ecavazos1@uisd.net	Approved			United ISD – Deputy Superintendent
	rmorales@uisd.net	Approved			United ISD – Superintendent's Office
	lourdes21368@gmail.com	Approved			United ISD – Community
	martincuellar@webbcountytx.gov	Approved			Webb County – Sheriff
	tcavazos@uisd.net	Approved			United ISD – Special Education
	hdevally@webbcountytx.gov	Approved			Webb County – Constable Precinct 4
	odominguez@uisd.net	Approved			United ISD – Risk Management



United ISD Workshop Roster

Workshop ID: CPE Hours:

Title: School Safety and Security Committee Meeting

Workshop Date: 3/21/2023 11:30:00 AM

PIN	Email	Status	AM	PM	District - Campus
	ccdovalina@uisd.net	Approved	<i>ccdovalina</i>		United ISD – Special Education
	deespinoza@att.net	Approved			United ISD – Community
	jennbre12@uisd.net	Approved			United ISD – Parent/Teacher
	doraescamilla@gmail.com	Approved			United ISD – Parent
	lestrada@uisd.net	Approved			United ISD – Special Education
	sflores@uisd.net	Approved			United ISD – Business & Finance
	roman.garcia@uisd.net	Approved			United ISD – Risk Management
	jaime@tglawtx.com	Approved			United ISD – General Counsel
	francisco.garcia1@uisd.net	Approved			United ISD – Police Department
	raygarner@uisd.net	Approved			United ISD – Law Enforcement & School Safety
	linda.garza1@uisd.net	Approved			United ISD – Special Education
	raul@gap-cpa.com	Approved			United ISD – Parent
	cgiddens@uisd.net	Approved			United ISD – Special Education



United ISD Workshop Roster

Workshop ID: CPE Hours:

Title: School Safety and Security Committee Meeting

Workshop Date: 3/21/2023 11:30:00 AM

PIN	Email	Status	AM	PM	District - Campus
	laredodoula@gmail.com	Approved			
	dhgonzalez@uisd.net	Approved	<i>[Signature]</i>	<i>[Signature]</i>	United ISD – Superintendent's Office
	gheard@ci.laredo.tx.us	Approved	<i>[Signature]</i>		City of Laredo – Fire Department
	jahernandez@fbi.gov	Approved			Federal Bureau of Investigation
	kwit2219@gmail.com	Approved			United ISD – Parent
	elandeck@uisd.net	Approved	<i>[Signature]</i>		United ISD – Grants Administration
		Approved			City of Laredo – Police Department
	sarah.a.melendez@cbp.dhs.gov, cbpmediarelations@cbp.dhs.gov	Approved			U.S. Border Patrol
	rlara@webbcountytx.gov	Approved			Webb County – Constable Precinct 1
	eleal@fbi.gov	Approved			Federal Bureau of Investigation
	ileana.moreno@uisd.net	Approved	<i>[Signature]</i>		United ISD – Special Education
	john.palacios@tpwd.texas.gov	Approved			Texas Parks & Wildlife Department
	dperez@uisd.net	Approved	<i>[Signature]</i>		United ISD – Parent/Teacher



United ISD Workshop Roster

Workshop ID: CPE Hours:

Title: School Safety and Security Committee Meeting

Workshop Date: 3/21/2023 11:30:00 AM

PIN	Email	Status	AM	PM	District - Campus
	aperez@uisd.net	Approved			United ISD – Discipline Management
	jrmamee@yahoo.com iv mamee 4@gmail	Approved			United ISD – Parent
	msolorio@uisd.net	Approved			United ISD – Julia Bird Jones Muller Elem
	rick2020rodz@yahoo.com	Approved			United ISD – Board of Trustees
	lmichelle.fa@gmail.com	Approved			United ISD – Parent
	aarons@uisd.net	Approved			United ISD – Police Department
	jcsalazar@uisd.net	Approved			United ISD – United HS
	vasaldana@uisd.net	Approved			United ISD – Prada Elem
	davsaldivar@uisd.net	Approved			United ISD – Police Department
	rtsantos@webbcountytx.gov	Approved			Webb County – Emergency Management
	victor.sotelojr@dps.texas.gov	Approved			Texas Department of Public Safety
	atienda@ci.laredo.tx.us, lopezak1219@gmail.com	Approved			City of Laredo – 9-1-1 Regional Administration
	stephen@tglawtx.com	Approved			United ISD – General Counsel




Workshop Date: 3/21/2023 11:30:00 AM

[illegible]



Train Derailment/Hazardous Materials Response

City of Laredo Fire
Department



Train Authorities



Load:

- 15 trains going and coming
- Approx. 100 cars per train
- Total number of cars approx. 2000 per day
- Going to e-mail a list of hazardous cargo (too many to list)

Local Contact:

Vito Ramírez

Office: 956-721-5730

Cell: 956-301-2734

E-mail: vramirez@KCSouthern.com



Load:

- 28 trains a day
- Approx. 3,000 cars per day
- Traveling South: Chlorine, Diesel, Gasoline
- Traveling North: Mostly Automobiles

Local Contacts:

Marco Villarreal (Supervisor) 210-774-9136

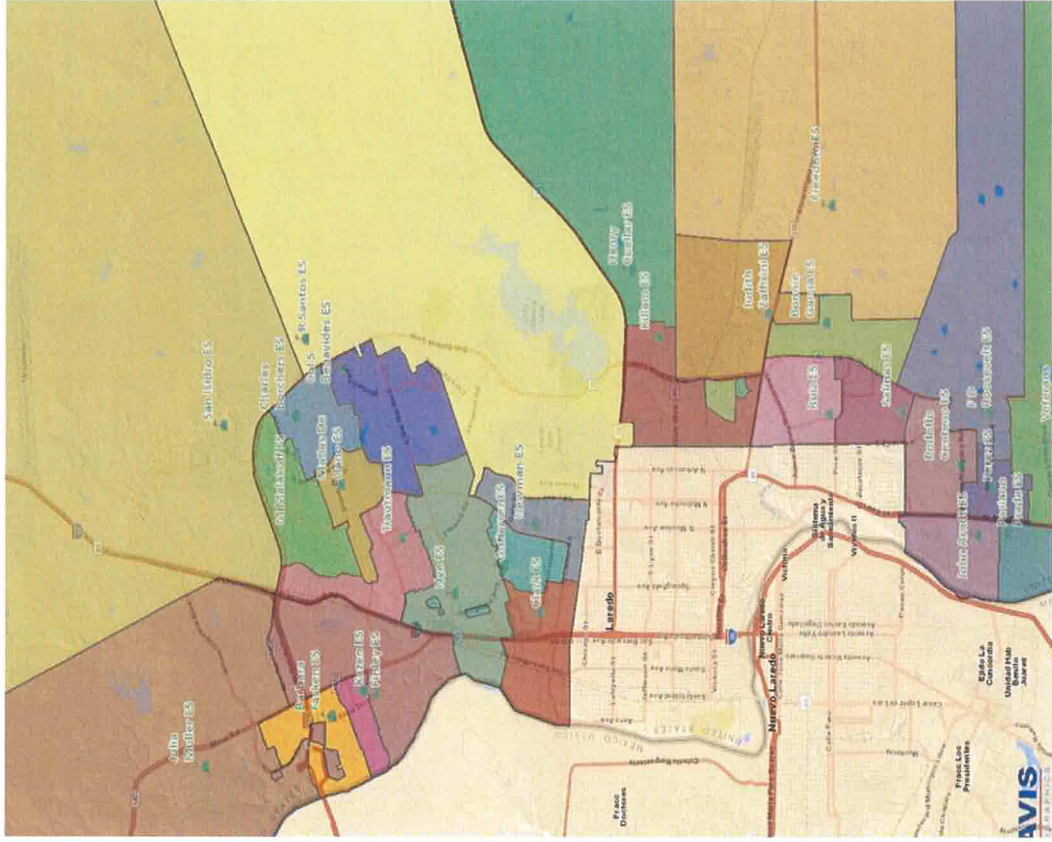
Patrick Gentry (956) 282-9036

Joshua Carrillo (HazMat Specialist) 210-373-0867

Alfredo Rodríguez (Police Special Agent) 956-721-3258

Emergency Contact: RMCC 888-877-7267

***Number located on blue sign at every Railroad crossing**



Incident Priorities



Evacuate/Safe Distance



Perimeter Setup



Protect/Shield in Place



Chemicals Involved
Emergency Response Guide
(ERG)



Fire (Potential Runoff)



Texas Commission on
Environmental Quality (TCEQ)
notification



US Department of
Transportation/
Federal Railroad Administration



Evacuation

Evacuation assisted by:

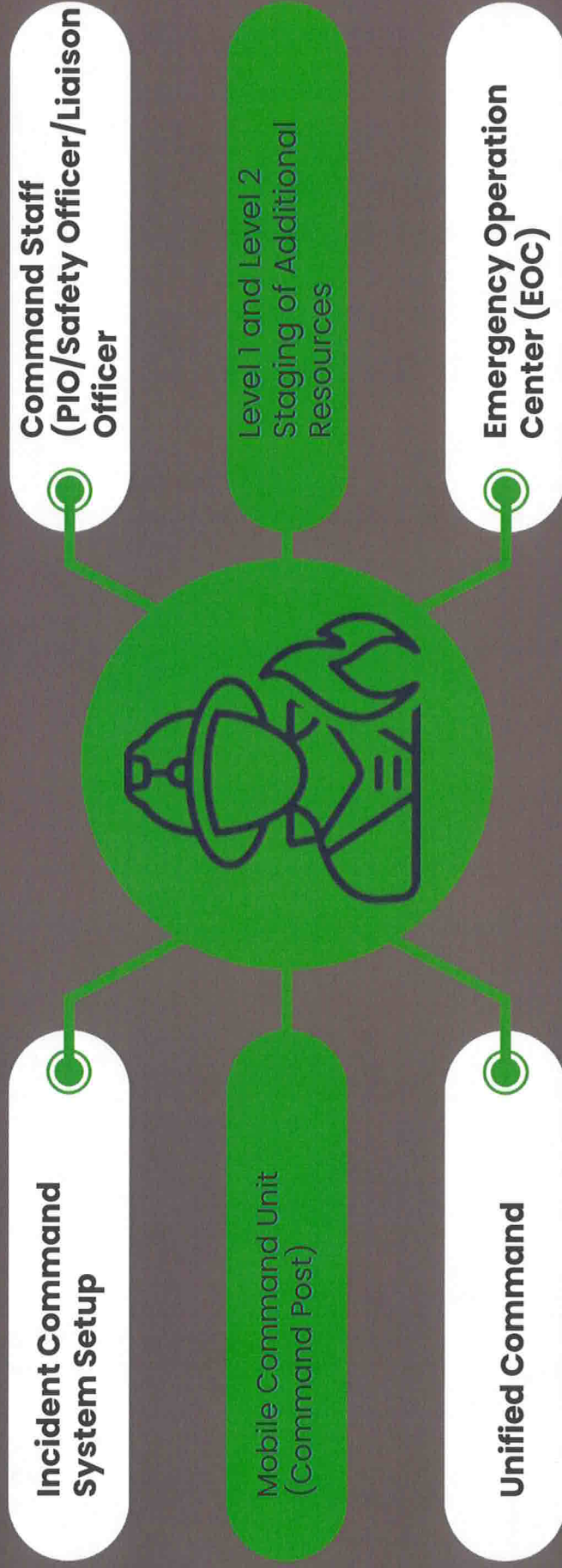
- The Laredo Police Department
- Other Law Enforcement Agencies

Evacuation Location

- Relocation/Reunification Point
- Evacuation Assembly Point



Response





Hazardous Materials Response

Initial Units Responding:

- Incident Commander/District Chief
- Engine #7 (3007) Entry Team
- Aerial Truck #2 (4002) – Hazardous Materials Unit
- Engine #9 (3009) Fire Suppression/Water Supply
- Engine #10 (3010) Decontamination Unit
- EMS Supervisor
- Ambulance/Medical Support for Hazardous Materials Team

Trainings Completed

Laredo Fire Department Attended the following:

- 209 Certified Hazardous Materials Technicians
- TAMIU Mass Causality HAZMAT Exercise-April 2022
- HAZWOPER Training - March 2022
- Unified Railroad Hazardous Operation Exercise - March 2021
- Tabletop Exercise for Hazardous Materials Operations - November 2020
- Tabletop Train Derailment Hazardous Materials Exercise - February 2020





Thank You

Christopher Perez, Fire Deputy Chief

Christopher Niles, Assistant EMC



United Independent School District
United ISD Boardroom
201 Lindenwood Drive – Laredo, Texas 78045

Intruder Detection Audit Subcommittee Meeting
February 3, 2023
12:00 p.m.

STAFF PRESENT: Mike Garza, Ruben Ayala

SUBCOMMITTEE PRESENT: (Sign-In Sheet Attached)

I. Call Meeting to Order

Mr. Mike Garza opened by explaining the principle behind the establishment of the Intruder Detection Audit Subcommittee.

Mr. Ruben Ayala called the meeting to order at 11:59 a.m.

II. Call Roll – Subcommittee Members – Texas Education Code §37.109

Mr. Ruben Ayala stated we will take the sign-in sheets as the formal roll call.

III. Closed Session: The Subcommittee will adjourn into Closed Session pursuant to Texas Education Code §37.109(d) and the following sections of the Texas Open Meetings Act: Texas Government Code §§551.076.551.089 (Deliberation Regarding Security Devices or Audits; Closed Meeting)

The subcommittee adjourned into Closed Session at 12:03 p.m.

a. Discussion regarding Intruder Detection Audit Report Findings

IV. Reconvened from Closed Session

The subcommittee reconvened from Closed Session at 1:29 p.m.

a. Possible Action regarding Intruder Detection Audit Report Findings

Mr. Ruben Ayala asked for approval of recommendations for Corrective Actions from the subcommittee. A motion to approve the recommendation from Mr. Ayala was made by Mrs. Amanda Tienda and seconded by Mrs. Mayra Ramirez. Motion was unanimously approved.

V. Public Comments on Agenda Items

VI. Announcements

a. Spring Meeting Date – March 8, 2023

Mr. Ruben Ayala announced the next meeting will take place on March 8, 2023.

VII. Adjournment

Superintendent David Gonzalez thanked the subcommittee for its time and stated there is room for improvement in everything and that is the reason for the meeting.

There being no further business before the Subcommittee, the Intruder Detection Audit Subcommittee Meeting of February 3, 2023, was adjourned at 1:31 p.m.



Mike Garza

Associate Superintendent Administration Operation Services



Ruben Ayala


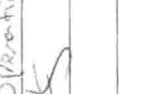











Safety & Crisis Response Manager

Approved: March 21, 2023

Minutes submitted by: *Oscar Guerrero*, Safety and Crisis Response Technician



Workshop ID: CPE Hours:
 Title: Intruder Detection Audit Subcommittee
 Workshop Date: 2/3/2023 12:00:00 PM

PIN	Email	Status	Signature	AM	PM	District - Campus
	arizola@uisd.net	Approved				United ISD - United MS
	eleal@fbi.gov	Approved				Federal Bureau of Investigation
	irmaimee@yahoo.com	Approved				United ISD - Parent
	msolorio@uisd.net	Approved				United ISD - Muller Elem
	atienda@ci.laredo.tx.us	Approved				City of Laredo - 9-1-1 Program
	pedro.sarmiento@uisd.net	Approved				United ISD - Police
	MANMENCHACA@UISA.NET			11:45 AM		Energy & Environmental Mgmt. Dept.
	alfonso.peguevisd.net			11:53		US Operations Facilities
	caribvel@UISD			1:55		AKS
	Caribvel@UISD					
	jaime@tylaway.com					
	blopez48@uisd.net			12:03		PD
	erangel@uisd.net			1:00 PM		FACILITIES Dept.
	DURAN					UISD