



UNITED INDEPENDENT SCHOOL DISTRICT INFORMATIONAL ITEM

TOPIC: 2019-2020 TELPAS and TELPAS Alternate Results

SUBMITTED BY: David H. Gonzalez, Associate Superintendent

OF: Curriculum & Instruction Department



APPROVED FOR TRANSMITTAL TO SCHOOL BOARD: _____

DATE ASSIGNED FOR BOARD CONSIDERATION: July 28, 2020

INFORMATIONAL REPORT:

Presentation of the 2019-2020 TELPAS (Texas English Language Proficiency Assessment System) results

United ISD
English Language Proficiency (ELP) Status
2019 to 2020

 TELPAS Texas English Language Proficiency Assessment System	 TELPAS - ALTERNATE - Texas English Language Proficiency Assessment System	2019 Tested	2019 Met	2019 ELP %	2020 Tested	2020 Met	2020 ELP %	2019 to 2020
District Total		11074	4177	38	10516	4868	46	+8
	UNITED H.S. 240903001	391	89	23	393	94	24	+1
	GEORGE WASHINGT 240903045	253	87	34	252	103	41	+7
	TRAUTMANN M.S. 240903048	136	41	30	150	69	46	+16
	TRAUTMANN ELEM. 240903110	89	59	66	84	58	69	+3
	FINLEY ELEM. 240903112	123	53	43	112	61	54	+11
	MATIAS DE LLANO 240903116	90	47	52	69	41	59	+7
	KAZEN ELEM. 240903117	173	92	53	147	80	54	+1
	CHARLES BORCHER* 240903120	147	100	68	60	57	95	+27
	JULIA BIRD JONE 240903126	254	123	48	276	154	56	+8
	DR. MALAKOFF EL 240903130	195	91	47	178	85	48	+1
	BARBARA FASKEN 240903131	270	162	60	289	173	60	=0
	SAN ISIDRO ELEM 240903135	125	65	52	146	84	58	+6
	FEEDER TOTAL	2246	1009	45	2156	1059	49	+4





Source: TELPAS Data Files

Compiled By: Instructional Accountability

*Percent based on students with a composite rating. Not all students tested due to school closures.

United ISD
English Language Proficiency (ELP) Status
2019 to 2020

 TELPAS Texas English Language Proficiency Assessment System	 TELPAS - ALTERNATE - Texas English Language Proficiency Assessment System	2019 Tested	2019 Met	2019 ELP %	2020 Tested	2020 Met	2020 ELP %	2019 to 2020
District Total		11074	4177	38	10516	4868	46	+8
UNITED SOUTH H. 240903002		545	78	14	555	154	28	+14
UNITED SOUTH M. 240903043		363	69	19	387	125	32	+13
ANTONIO GONZALE* 240903053		255	74	29	143	78	55	+26
RAUL PERALES M. 240903055		192	37	19	167	86	51	+32
SALINAS ELEM. 240903107		277	116	42	283	130	46	+4
RUIZ ELEM. 240903115		316	142	45	293	149	51	+6
JUDITH ZAFFIRIN 240903124		161	83	52	143	72	50	-2
HENRY CUELLAR E 240903125		279	114	41	276	132	48	+7
BONNIE L. GARCI 240903128		371	158	43	354	169	48	+5
RADCLIFFE AND S 240903132		276	135	49	242	108	45	-4
FREEDOM ELEM. 240903134		282	143	51	234	93	40	-11
FEEDER TOTAL		3317	1149	35	3077	1296	42	+7






Source: TELPAS Data Files

Compiled By: Instructional Accountability

*Percent based on students with a composite rating. Not all students tested due to school closures.

United ISD
English Language Proficiency (ELP) Status
2019 to 2020

 TLPAS Texas English Language Proficiency Assessment System	 TLPAS - ALTERNATE - Texas English Language Proficiency Assessment System	2019 Tested	2019 Met	2019 ELP %	2020 Tested	2020 Met	2020 ELP %	2019 to 2020
District Total		11074	4177	38	10516	4868	46	+8
JOHN B. ALEXAND 240903003		243	33	14	260	96	37	+23
UNITED M.S. 240903041		127	37	29	105	44	42	+13
CLARK M.S. 240903046		180	72	40	153	80	52	+12
NYE ELEM. 240903103		200	124	62	151	101	67	+5
CLARK ELEM. 240903105		163	69	42	149	73	49	+7
NEWMAN ELEM. 240903109		194	101	52	186	92	49	-3
AMPARO GUTIERRE 240903114		129	67	52	112	53	47	-5
COL SANTOS BENA 240903122		212	123	58	218	166	76	+18
FEEDER TOTAL		1448	626	43	1334	705	53	+10





Source: TLPAS Data Files

Compiled By: Instructional Accountability

*Percent based on students with a composite rating. Not all students tested due to school closures.

United ISD
English Language Proficiency (ELP) Status
2019 to 2020

 TELPAS Texas English Language Proficiency Assessment System	 TELPAS - ALTERNATE - Texas English Language Proficiency Assessment System	2019 Tested	2019 Met	2019 ELP %	2020 Tested	2020 Met	2020 ELP %	2019 to 2020
District Total		11074	4177	38	10516	4868	46	+8
LYNDON B. JOHNS 240903009		632	68	11	661	150	23	+12
SALVADOR GARCIA 240903044		217	33	15	221	123	56	+41
LOS OBISPOS M.S 240903047		357	78	22	258	92	36	+14
LAMAR BRUNI VER 240903054		358	39	11	363	134	37	+26
SIGIFREDO PEREZ 240903111		276	128	46	284	125	44	-2
JUAREZ-LINCOLN 240903118		336	144	43	344	218	63	+20
PRADA ELEM. 240903119		346	159	46	339	171	50	+4
KENNEDY ZAPATA 240903121		202	109	54	197	120	61	+7
FRANKLIN D. ROO 240903123		319	167	52	300	188	63	+11
JOHN W. ARNDT E 240903127		315	122	39	313	153	49	+10
RODOLFO C. CENT 240903129		369	167	45	317	152	48	+3
VETERANS MEMORI 240903133		336	179	53	352	182	52	-1
FEEDER TOTAL		4063	1393	34	3949	1808	46	+12



Source: TELPAS Data Files

Compiled By: Instructional Accountability

*Percent based on students with a composite rating. Not all students tested due to school closures.

TELPAS 2020
State-Region-District

Grade	Organization	Listening				Speaking				Reading				Writing				Composite				Yearly Progress
		B	I	A	H	B	I	A	H	B	I	A	H	B	I	A	H	B	I	A	H	
K	State	40	33	18	9	47	30	16	7	64	20	11	6	68	20	8	4	47	35	13	6	
	Region -01	45	32	16	7	53	28	14	6	65	21	10	4	72	18	7	3	52	32	12	4	
	UNITED ISD	32	43	22	4	42	36	19	3	60	25	12	3	70	21	8	1	42	39	16	3	
1	State	16	34	29	21	23	34	26	18	36	31	18	15	40	32	16	12	21	38	25	16	58
	Region -01	12	39	28	21	20	39	23	18	28	37	19	15	34	38	16	12	17	42	24	17	64
	UNITED ISD	5	32	36	27	9	38	28	24	19	41	21	19	23	44	18	14	8	40	30	22	82
2	State	6	24	42	28	18	54	19	10	22	42	24	11	23	38	26	13	8	46	39	7	17
	Region -01	3	22	44	30	15	57	19	10	19	43	27	12	17	37	31	16	5	43	45	8	23
	UNITED ISD	3	20	47	30	12	51	23	14	15	42	29	14	10	33	38	19	4	35	52	9	37
3	State	3	11	32	54	10	44	27	19	18	26	23	33	14	32	32	22	5	29	44	22	21
	Region -01	1	9	32	58	8	48	27	17	15	25	25	34	10	29	35	26	3	26	47	24	31
	UNITED ISD	1	8	31	59	7	44	30	18	15	25	28	31	8	23	39	30	3	22	51	24	46
4	State	11	29	35	25	8	35	48	9	13	29	24	34	8	25	35	32	5	29	45	22	16
	Region -01	9	31	35	25	6	37	48	8	11	27	24	38	6	21	35	37	3	27	46	23	24
	UNITED ISD	8	33	39	20	6	37	52	6	9	32	28	31	4	16	33	47	3	25	53	20	31
5	State	7	20	34	39	9	33	47	11	9	22	21	48	6	20	34	40	4	20	44	31	26
	Region -01	6	20	34	40	8	36	46	11	7	20	21	53	5	17	32	46	3	20	43	34	37
	UNITED ISD	5	21	38	36	7	38	47	8	8	21	26	44	4	13	29	54	3	19	49	29	53
6	State	4	18	33	45	11	43	40	6	13	30	31	26	6	20	35	39	3	24	49	23	16
	Region -01	3	18	33	46	10	43	41	6	11	29	29	30	5	16	32	46	2	25	48	25	24
	UNITED ISD	3	19	35	43	9	40	47	4	11	34	33	23	4	12	28	56	3	23	52	23	37
7	State	4	15	28	53	15	44	36	5	13	27	30	30	5	18	35	41	4	25	48	24	17
	Region -01	3	15	27	55	13	44	38	5	12	25	28	36	5	14	31	50	2	25	45	28	28
	UNITED ISD	3	16	31	50	9	49	38	4	12	30	36	22	3	10	23	64	2	23	50	25	41
8	State	4	13	23	60	16	43	35	6	6	37	33	24	5	17	33	45	3	25	48	24	18
	Region -01	3	13	23	61	17	42	35	6	5	36	32	27	4	15	29	52	2	27	45	26	28
	UNITED ISD	4	17	28	51	13	49	35	3	7	45	33	15	5	11	20	64	2	25	53	20	40
9	State	13	28	34	25	37	30	27	5	9	40	30	21	9	22	34	35	7	42	36	15	12
	Region -01	9	31	34	27	37	31	27	5	8	39	30	23	6	18	32	44	5	44	34	17	18
	UNITED ISD	11	38	36	15	41	30	26	3	11	49	30	10	7	18	27	49	5	50	34	10	21
10	State	9	26	34	30	34	29	30	7	12	43	27	18	5	22	36	37	5	42	37	16	14
	Region -01	7	30	33	30	36	28	30	6	11	42	26	21	4	18	33	44	5	43	33	19	23
	UNITED ISD	9	34	38	19	45	29	24	3	15	54	23	7	4	18	33	46	5	55	33	7	23
11	State	7	25	36	31	32	28	32	8	10	42	29	20	3	20	37	40	3	41	38	18	14
	Region -01	6	29	35	29	36	27	30	7	9	42	28	21	2	15	35	48	3	45	34	19	23
	UNITED ISD	7	29	41	23	39	32	26	4	11	50	26	13	1	16	30	53	3	48	38	11	32
12	State	7	28	36	29	32	27	33	8	9	44	28	19	2	18	38	42	3	42	39	16	12
	Region -01	6	32	36	26	39	27	28	6	9	46	27	18	1	14	36	49	3	46	35	16	20
	UNITED ISD	9	34	38	20	43	27	27	3	13	60	17	10	1	14	25	59	4	52	33	10	24
B	Beginning																					
I	Intermediate																					
A	Advanced																					

TELPAS 2020
State-Region-District

H	Advanced High
---	---------------