



*Wharton County
Junior College*



Monthly Financial Reports

April 2021



Revenue & Expenditure Summary

	FISCAL 2021				FISCAL 2020			% OF PRIOR YR ACTUAL
	Current Month	Y-T-D ACTUAL	Budget	% of Budget	Y-T-D ACTUAL	Budget	% of Budget	
Fund 1000								
Revenues:								
State appropriations	\$ 916,590	\$ 5,981,801	\$ 9,645,283	62.02%	\$ 6,004,905	\$ 9,645,283	62.26%	100%
Tuition and Fees	916,149	17,095,480	20,197,015	84.64%	18,687,950	22,280,835	83.87%	91%
Advalorem Taxes	128,503	7,338,592	7,232,397	101.47%	7,223,489	7,524,810	96.00%	102%
Mandatory Transfers	-	-	2,485,869	0.00%	246,919	1,604,402	15.39%	0%
Non-mandatory Transfers	-	-	66,491	0.00%	-	796,966	0.00%	0%
Other Revenues	11,298	144,808	443,083	32.68%	821,263	842,625	97.46%	18%
Total Revenues	1,972,540	30,560,682	40,070,138	76.27%	32,984,525	42,694,921	77.26%	93%
Expenditures:								
Salaries	1,781,712	14,235,139	23,528,898	60.50%	15,324,242	23,889,939	64.15%	93%
Employee Benefits	415,778	3,166,061	5,876,122	53.88%	3,287,389	5,792,122	56.76%	96%
Capital Expenditures	142	13,261	164,823	8.05%	978,397	1,406,873	69.54%	1%
Mandatory Transfers	-	364,469	365,800	99.64%	364,270	365,250	99.73%	100%
Non-mandatory Transfers	-	-	-	-	-	-	0.00%	0%
Other Expenditures	811,442	5,349,938	10,134,495	52.79%	6,022,347	11,240,737	53.58%	89%
Total expenditures	3,009,074	23,128,868	40,070,138	57.72%	25,976,645	42,694,921	60.84%	89%
Net increase/ (decrease) in net assets	\$ (1,036,534)	\$ 7,431,814			\$ 7,007,879			
Less Outstanding encumbrances		(1,116,070)			(1,374,395)			
Net increase less encumbrances		\$ 6,315,744			\$ 5,633,485			

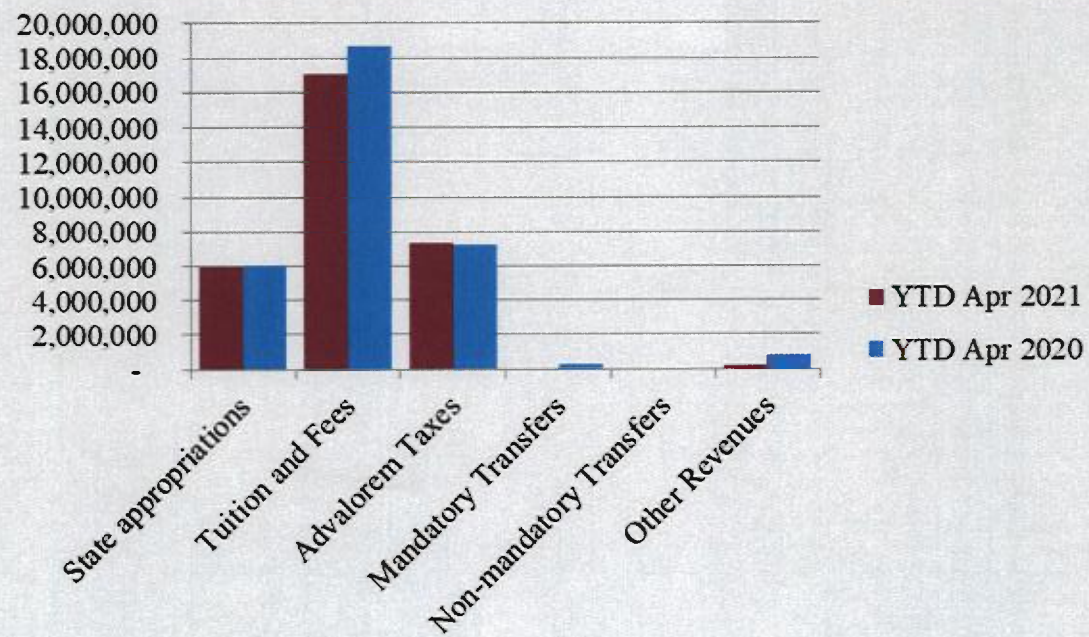
* Note: Net student receivables in the amount of \$ 1,354,474.87 are currently outstanding.
Tuition and fees are subject to collection in future periods.



Wharton County
Junior College



Year to Date Revenues

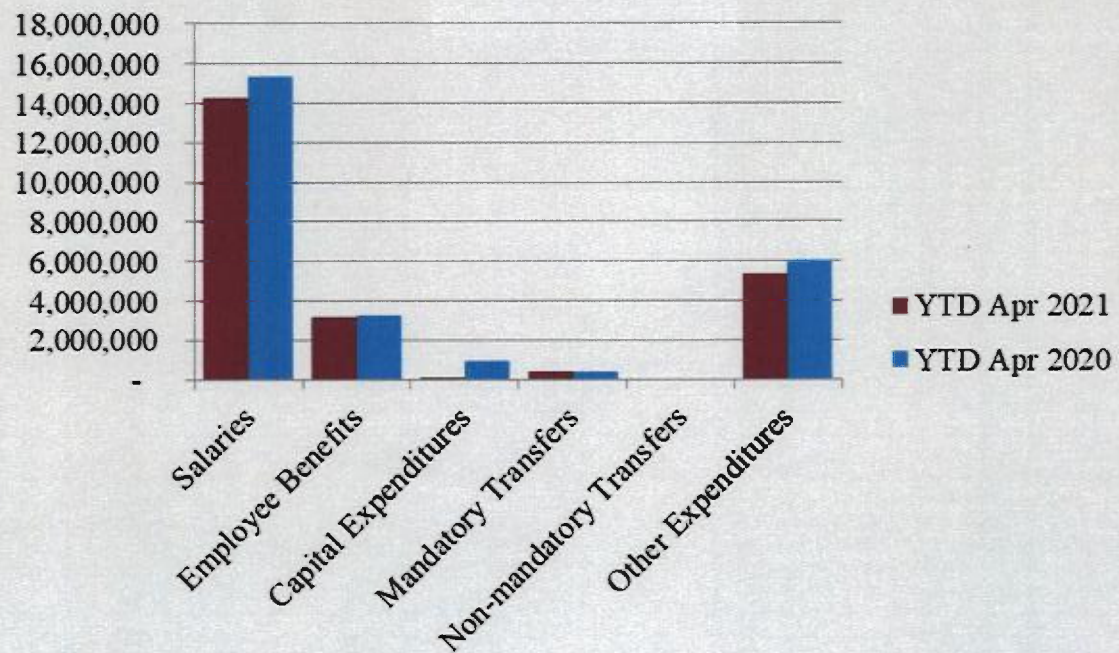




**Wharton County
Junior College**



Year to Date Expenses

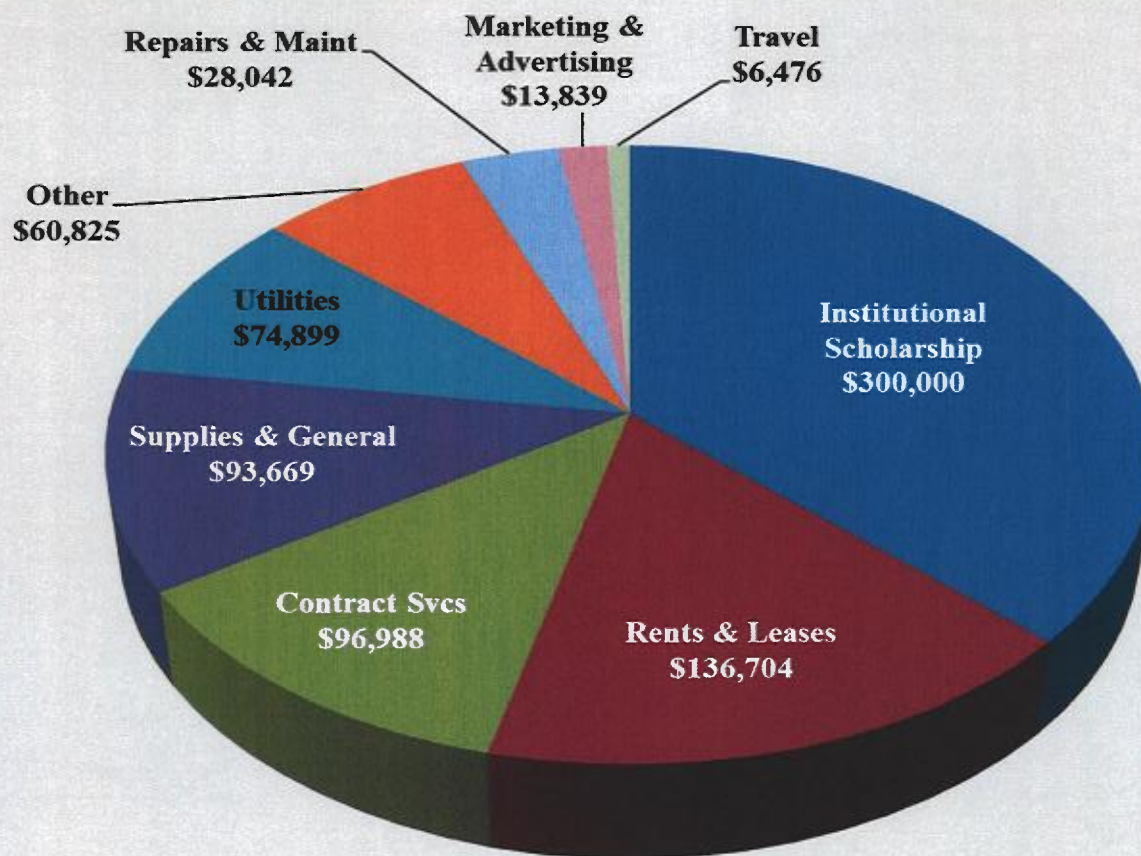




**Wharton County
Junior College**



Other Expenses for April





**Wharton County
Junior College**



Analysis of Student Receivable Outstanding As of April 30, 2021

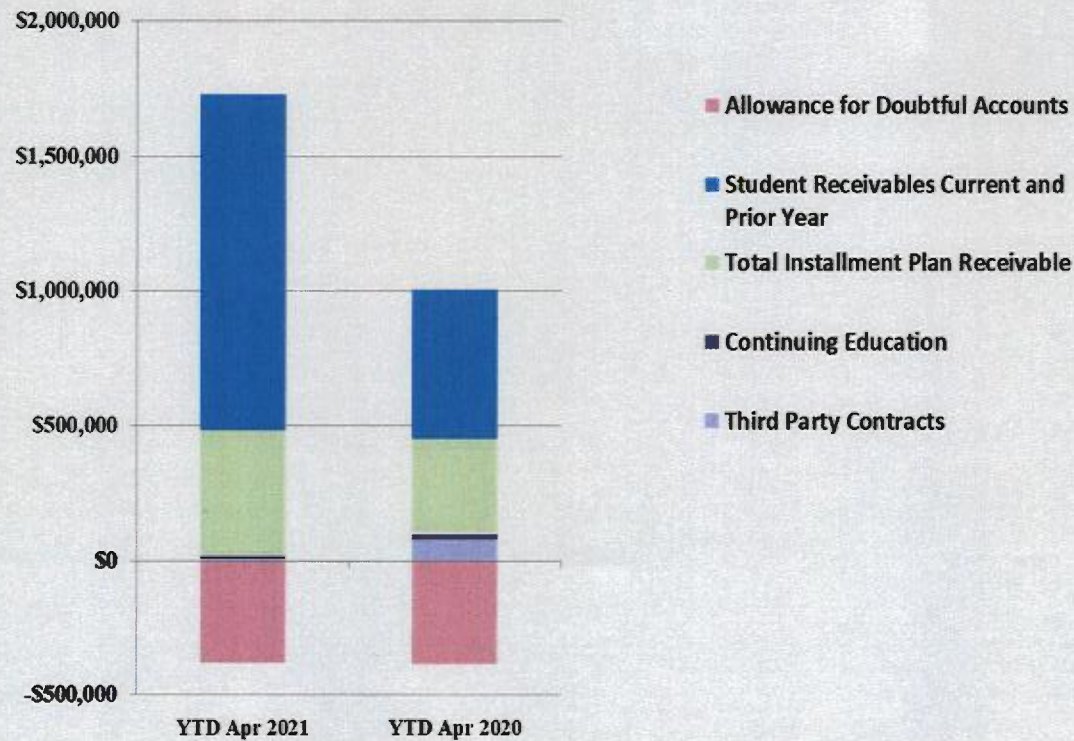
	2021	2020
Student Receivables Current and Prior Yr.	\$ 1,250,061.67	\$ 554,706.53
Installment Plan Receivable Due Fall Semester	\$ 138,200.55	\$ 88,933.84
Installment Plan Receivable Due Spring Semester	208,874.02	145,181.26
Installment Plan Receivable Summer I & II	28,626.50	0.00
Installment Plan Receivable Prior Years	87,608.88	117,876.22
Total Installment Plan Receivable	<u>\$ 463,309.95</u>	<u>\$ 351,991.32</u>
Third Party Contracts Receivable	\$ 8,463.00	\$ 76,264.90
Continuing Education Receivable	10,665.00	21,588.00
Allowance for Doubtful Accounts	(378,024.75)	(384,666.14)
Net Accounts Receivable	<u>\$ 1,354,474.87</u>	<u>\$ 619,884.61</u>



Wharton County
Junior College



AR by Category



- Summer terms opened on March 29th, prior year opened on May 1st. Current year AR includes \$570k in summer revenue

Determining Summer AR posted in April 2021
Pulled Summer 2021 Revenues from TGIACCD
Filtered for only April transactions

Month April

Sum of Amounts2 Column Labels
Row Labels

8554	(128.00)	(128.00)	(128.00)
1CCR	(600.00)	(600.00)	(600.00)
1CHK	(15,534.86)	(15,534.86)	(15,534.86)
1COM	10.00	10.00	10.00
1CSH	(250.00)	(250.00)	(250.00)
1ECK	(2,122.00)	(2,122.00)	(2,122.00)
1EMT	2,162.00	2,162.00	2,162.00
1GSF	275,877.00	275,877.00	275,877.00
1INS	552.00	552.00	552.00
1LAB	2,955.00	2,955.00	2,955.00
1MAT	7,690.00	7,690.00	7,690.00
1ODF	175,899.00	175,899.00	175,899.00
1TST	1,400.00	1,400.00	1,400.00
1TUI	26,162.00	26,162.00	26,162.00
1TUI	109,526.00	109,526.00	109,526.00
1TUS	3,612.00	3,612.00	3,612.00
1WET	1,350.00	1,350.00	1,350.00
2EMT	882.00	882.00	882.00
2GSF	27,909.00	27,909.00	27,909.00
2INS	828.00	828.00	828.00
2LAB	520.00	520.00	520.00
2ODF	19,380.00	19,380.00	19,380.00
2TUI	1,824.00	1,824.00	1,824.00
2TUI	12,256.00	12,256.00	12,256.00
2GSF	28,161.00	28,161.00	28,161.00
6LAB	450.00	450.00	450.00
6ODF	20,706.00	20,706.00	20,706.00
6SCF	4,470.00	4,470.00	4,470.00
6TUI	1,184.00	1,184.00	1,184.00
6TUI	12,704.00	12,704.00	12,704.00
6TUS	756.00	756.00	756.00
BYPY	(352.00)	(352.00)	(352.00)
CREP	(291.00)	(291.00)	(291.00)
CRET	(96.00)	(96.00)	(96.00)
CRFN	1,293.00	1,293.00	1,293.00
FFEX	581.00	581.00	581.00
HEP	500.00	500.00	500.00
IPFE	2,205.00	2,205.00	2,205.00
PIEF	(1,049.33)	(1,049.33)	(1,049.33)
PTSF	(762.67)	(762.67)	(762.67)
REP3	2,784.00	2,784.00	2,784.00
RFND	(723.00)	(723.00)	(723.00)
STAF	(192.00)	(192.00)	(192.00)
TECF	52,260.00	52,260.00	52,260.00
TTPY	(5,231.00)	(5,231.00)	(5,231.00)
WCCR	(148,197.83)	(148,197.83)	(148,197.83)
WCHK	(25,158.00)	(25,158.00)	(25,158.00)
WRET	25.00	25.00	25.00
Grand Total	796,112.00	(197,926.69)	598,185.31

Less Installment Plan Amounts (28,626.50)
Net April AR for Summer 569,558.81

in Paid
Summer term
opened up 5/1/20

COMBINED BALANCE SHEET

(Funds included: GOVERNMENTAL FUND TYPES)

Wharton County Junior College
Combined Balance Sheet--All Fund Types and Account Groups
30-APR-2021
(With comparative totals for 30-APR-2020)
(amounts expressed in dollars)

Governmental Fund Types

	Auxiliary Enterprise	Current Unrestricted	Restricted Funds	Current Year 2021	Prior Year 2020
ASSETS and OTHER DEBITS:					
ASSETS:					
Cash	113,277	4,033,056	-158,308	3,988,026	2,945,380
Cash Investments	305,371	18,764,445	396,281	19,466,096	19,608,259
Accounts Receivable	18,457	1,355,414	5,681	1,379,551	652,718
Taxes Receivable		463,614	--	463,614	427,846
Local, St & Fed Agency Receivable		--	172,420	172,420	784,101
Due From Other Funds		200,688	902,191	1,102,879	698,492
Prepaid Expense	39,679	--	--	39,679	39,679
Property, Plant & Equipment		--	--	--	--
Deferred Outflows		10,199,905	--	10,199,905	10,552,795
TOTAL ASSETS AND OTHER DEBITS:	476,785	35,017,122	1,318,265	36,812,172	35,709,269
Liabilities, equity and other credits					
LIABILITIES:					
Accounts Payable	1,275	96,667	24,149	122,091	67,724
Employee Benefits Payable	933	191,845	--	192,778	208,556
Payroll Taxes Payable	914	-2,733	--	-1,819	-286
Accrued Liabilities		--	--	--	--
Deferred Revenue		--	527,812	527,812	553,687
Long Term Debt		--	--	--	--
Net Pension Liability		8,860,813	--	8,860,813	9,187,482
Net OPEB Liability		27,673,977	--	27,673,977	27,673,977
Deposits Payable	53,785	11,878	--	65,663	71,013
Due To Other Funds		730,219	200,688	930,907	569,459
Scholarships-Designated Donations		--	79,401	79,401	-146,551
Scholarships-Non-designated		--	441,153	441,153	437,927
Donatio					
Deferred Inflows		9,436,008	--	9,436,008	8,677,919
TOTAL LIABILITIES:	56,907	46,998,675	1,273,204	48,328,785	47,300,905
EQUITY AND OTHER CREDITS:					
Control Accounts		--	--	--	--
Fund Balances		--	--	--	--
Prior Year Fund Balance		-19,417,360	--	-19,417,360	-19,877,404
Endowment Fund-Original		--	--	--	--
Endowment Fund-Income		--	--	--	--
FB Professional Development		--	--	--	--
FB Salary Equity		--	--	--	--

REPORT FGRCOBS
COAS: W
FISCAL YEAR: 21

Wharton County Junior College
Combined Balance Sheet--All Fund Types and Account Groups
30-APR-2021
(With comparative totals for 30-APR-2020)
(amounts expressed in dollars)

RUN DATE: 05/10/2021
TIME: 09:48:52 AM
PAGE: 2

Governmental Fund Types

	Auxiliary Enterprise	Current Unrestricted	Restricted Funds	Current Year 2021	Prior Year 2020
EQUITY AND OTHER CREDITS:					
FB Capital Equipment		--	--		
FB Investment Gain And Loss		--	--		
Fund Balance Receivables		--	--		
Reserved-Undesignated		--	--		
FBTC Operating Fund Balance		--	--		
Plant Fund Balance		--	--		
Bond Fund Balance		--	--		
Scholarship		--	--		
Fund Balance-Rounding Diff		--	--		
Fund Balances:					
Reserve for Encumbrance	24,901	1,116,070	351,824	1,492,795	1,477,996
Fund Balance	394,977	6,319,737	-306,763	6,407,952	6,807,773
Reserve For Operations		--	--		
TOTAL EQUITY AND OTHER CREDITS:	419,878	-11,981,553	45,061	-11,516,614	-11,591,636
TOTAL LIABILITIES, EQUITY AND OTHER CREDITS:	476,785	35,017,122	1,318,265	36,812,172	35,709,269

REPORT FGRCOBS
COAS: W
FISCAL YEAR: 21

Wharton County Junior College
Combined Balance Sheet--All Fund Types and Account Groups
30-APR-2021
(With comparative totals for 30-APR-2020)
(amounts expressed in dollars)

RUN DATE: 05/10/2021
TIME: 09:48:52 AM
PAGE: 3

Proprietary Fund Types

	Agency Funds	Current Year 2021	Prior Year 2020
ASSETS and OTHER DEBITS:			
ASSETS:			
Cash	209,401	209,401	161,636
Cash Investments	59,111	59,111	108,997
Accounts Receivable	-	-	-
Taxes Receivable			
Local, St & Fed Agency Receivable			
Due From Other Funds			
Prepaid Expense			
Property, Plant & Equipment			
Deferred Outflows			
TOTAL ASSETS AND OTHER DEBITS:	268,512	268,512	270,633
Liabilities, equity and other credits			
LIABILITIES:			
Accounts Payable			80
Employee Benefits Payable	-	-	-
Payroll Taxes Payable			
Accrued Liabilities			
Deferred Revenue			
Long Term Debt			
Net Pension Liability			
Net OPEB Liability			
Deposits Payable	266,681	266,681	264,684
Due To Other Funds			3,766
Scholarships-Designated Donations			
Scholarships-Non-designated			
Donatio			
Deferred Inflows			
TOTAL LIABILITIES:	266,681	266,681	268,531
EQUITY AND OTHER CREDITS:			
Control Accounts	1,831	1,831	2,102
Fund Balances			
Prior Year Fund Balance			
Endowment Fund-Original			
Endowment Fund-Income			
FB Professional Development			
FB Salary Equity			

REPORT FGRCOBS
COAS: W
FISCAL YEAR: 21

Wharton County Junior College
Combined Balance Sheet--All Fund Types and Account Groups
30-APR-2021
(With comparative totals for 30-APR-2020)
(amounts expressed in dollars)

RUN DATE: 05/10/2021
TIME: 09:48:52 AM
PAGE: 4

Proprietary Fund Types

	Agency Funds	Current Year 2021	Prior Year 2020
<hr/>			
EQUITY AND OTHER CREDITS:			
FB Capital Equipment			
FB Investment Gain And Loss			
Fund Balance Receivables			
Reserved-Undesignated			
FBTC Operating Fund Balance			
Plant Fund Balance			
Bond Fund Balance			
Scholarship			
Fund Balance-Rounding Diff			
Fund Balances:			
Reserve for Encumbrance			
Fund Balance			
Reserve For Operations			
TOTAL EQUITY AND OTHER CREDITS:	1,831	1,831	2,102
<hr/>			
TOTAL LIABILITIES,	268,512	268,512	270,633
EQUITY AND OTHER CREDITS:			
<hr/>			

REPORT FGRCBS
COAS: W
FISCAL YEAR: 21

Wharton County Junior College
Combined Balance Sheet--All Fund Types and Account Groups
30-APR-2021
(With comparative totals for 30-APR-2020)
(amounts expressed in dollars)

RUN DATE: 05/10/2021
TIME: 09:48:52 AM
PAGE: 5

Fiduciary Fund Types

	Quasi Endowment Fund	Endowment Funds	Current Year 2021	Prior Year 2020
<hr/>				
ASSETS and OTHER DEBITS:				
ASSETS:				
Cash		807,671	807,671	99,912
Cash Investments		11,816,129	11,816,129	10,702,801
Accounts Receivable		--		4,513
Taxes Receivable		--		
Local, St & Fed Agency Receivable		--		
Due From Other Funds		--		
Prepaid Expense		--		
Property, Plant & Equipment		--		
Deferred Outflows		--		
TOTAL ASSETS AND OTHER DEBITS:		12,623,800	12,623,800	10,807,226
Liabilities, equity and other credits				
LIABILITIES:				
Accounts Payable		--		
Employee Benefits Payable		--		
Payroll Taxes Payable		--		
Accrued Liabilities		--		
Deferred Revenue		--		
Long Term Debt		--		
Net Pension Liability		--		
Net OPEB Liability		--		
Deposits Payable		--		
Due To Other Funds		171,972	171,972	84,797
Scholarships-Designated Donations		--		
Scholarships-Non-designated		--		
Donatio				
Deferred Inflows		--		
TOTAL LIABILITIES:		171,972	171,972	84,797
EQUITY AND OTHER CREDITS:				
Control Accounts		--		
Fund Balances		--		
Prior Year Fund Balance		--		
Endowment Fund-Original		--		
Endowment Fund-Income		--		
FB Professional Development		--		
FB Salary Equity		--		

REPORT FGRCOBS
COAS: W
FISCAL YEAR: 21

Wharton County Junior College
Combined Balance Sheet--All Fund Types and Account Groups
30-APR-2021
(With comparative totals for 30-APR-2020)
(amounts expressed in dollars)

RUN DATE: 05/10/2021
TIME: 09:48:52 AM
PAGE: 6

Fiduciary Fund Types

	Quasi Endowment Fund	Endowment Funds	Current Year 2021	Prior Year 2020
<hr/>				
EQUITY AND OTHER CREDITS:				
FB Capital Equipment		--		
FB Investment Gain And Loss		--		
Fund Balance Receivables		--		
Reserved-Undesignated		--		
FBTC Operating Fund Balance		--		
Plant Fund Balance		--		
Bond Fund Balance		--		
Scholarship		--		
Fund Balance-Rounding Diff		--		
Fund Balances:				
Reserve for Encumbrance		--		
Fund Balance		12,451,828	12,451,828	10,722,429
Reserve For Operations		--		
TOTAL EQUITY AND OTHER CREDITS:		12,451,828	12,451,828	10,722,429
<hr/>				
TOTAL LIABILITIES, EQUITY AND OTHER CREDITS:		12,623,800	12,623,800	10,807,226
<hr/>				

REPORT FGRCOBS
COAS: W
FISCAL YEAR: 21

Wharton County Junior College
Combined Balance Sheet--All Fund Types and Account Groups
30-APR-2021
(With comparative totals for 30-APR-2020)
(amounts expressed in dollars)

RUN DATE: 05/10/2021
TIME: 09:48:52 AM
PAGE: 7

Account Groups

	Repair and Replacement	Debt Retirement Bond Fund	Investment in Plant Fund	Unexpended Plant Fund	Current Year 2021	Prior Year 2020
ASSETS and OTHER DEBITS:						
ASSETS:						
Cash	6,982,909	659	--	-6,692,696	290,871	2,249,508
Cash Investments		384,712	--	8,417,234	8,801,947	6,822,137
Accounts Receivable		--	--	682	682	-5,760
Taxes Receivable		--	--	--	--	--
Local, St & Fed Agency Receivable		--	--	--	--	--
Due From Other Funds		--	--	--	--	--
Prepaid Expense		--	--	--	--	--
Property, Plant & Equipment		--	37,254,254	--	37,254,254	38,579,653
Deferred Outflows		--	--	--	--	--
TOTAL ASSETS AND OTHER DEBITS:	6,982,909	385,371	37,254,254	1,725,220	46,347,754	47,645,537
Liabilities, equity and other credits						
LIABILITIES:						
Accounts Payable		--	--	--	--	--
Employee Benefits Payable		--	--	--	--	--
Payroll Taxes Payable		--	--	--	--	--
Accrued Liabilities		--	--	--	--	--
Deferred Revenue		--	--	--	--	--
Long Term Debt		--	1,051,751	--	1,051,751	1,377,335
Net Pension Liability		--	--	--	--	--
Net OPEB Liability		--	--	--	--	--
Deposits Payable		--	--	--	--	--
Due To Other Funds		--	--	--	--	40,470
Scholarships-Designated Donations		--	--	--	--	--
Scholarships-Non-designated		--	--	--	--	--
Donatio						
Deferred Inflows		--	--	--	--	--
TOTAL LIABILITIES:			1,051,751		1,051,751	1,417,805
EQUITY AND OTHER CREDITS:						
Control Accounts		--	--	--	--	--
Fund Balances		--	--	--	--	--
Prior Year Fund Balance		--	--	--	--	--
Endowment Fund-Original		--	--	--	--	--
Endowment Fund-Income		--	--	--	--	--
FB Professional Development		--	--	--	--	--
FB Salary Equity		--	--	--	--	--

REPORT FGRCOBS
COAS: W
FISCAL YEAR: 21

Wharton County Junior College
Combined Balance Sheet--All Fund Types and Account Groups
30-APR-2021
(With comparative totals for 30-APR-2020)
(amounts expressed in dollars)

RUN DATE: 05/10/2021
TIME: 09:48:52 AM
PAGE: 8

Account Groups

	Repair and Replacement	Debt Retirement Bond Fund	Investment in Plant Fund	Unexpended Plant Fund	Current Year 2021	Prior Year 2020
EQUITY AND OTHER CREDITS:						
FB Capital Equipment		--	35,019,629	--	35,019,629	34,517,357
FB Investment Gain And Loss		--	--	--	--	--
Fund Balance Receivables		--	--	--	--	--
Reserved-Undesignated		--	--	--	--	--
FBTC Operating Fund Balance		--	--	--	--	--
Plant Fund Balance		--	--	--	--	--
Bond Fund Balance		--	--	--	--	--
Scholarship		--	--	--	--	--
Fund Balance-Rounding Diff		--	--	--	--	--
Fund Balances:						
Reserve for Encumbrance		--	--	11,176	11,176	
Fund Balance	6,298,691	385,371	2,930,344	650,791	10,265,198	11,710,375
Reserve For Operations		--	--	--	--	--
TOTAL EQUITY AND OTHER CREDITS:	6,298,691	385,371	37,949,973	661,967	45,296,003	46,227,732
TOTAL LIABILITIES,	6,298,691	385,371	39,001,725	661,967	46,347,754	47,645,537
EQUITY AND OTHER CREDITS:						
	=====	=====	=====	=====	=====	=====

REPORT FGRCOBS
COAS: W
FISCAL YEAR: 21

Wharton County Junior College
Combined Balance Sheet--All Fund Types and Account Groups
30-APR-2021
(With comparative totals for 30-APR-2020)
(amounts expressed in dollars)

RUN DATE: 05/10/2021
TIME: 09:48:52 AM
PAGE: 9

Memorandum Only

	Current Year 2021	Prior Year 2020
ASSETS and OTHER DEBITS:		
ASSETS:		
Cash	5,295,969	5,456,436
Cash Investments	40,143,284	37,242,193
Accounts Receivable	1,380,233	651,470
Taxes Receivable	463,614	427,846
Local, St & Fed Agency Receivable	172,420	784,101
Due From Other Funds	1,102,879	698,492
Prepaid Expense	39,679	39,679
Property, Plant & Equipment	37,254,254	38,579,653
Deferred Outflows	10,199,905	10,552,795
TOTAL ASSETS AND OTHER DEBITS:	96,052,238	94,432,665
Liabilities, equity and other credits		
LIABILITIES:		
Accounts Payable	122,091	67,804
Employee Benefits Payable	192,778	208,556
Payroll Taxes Payable	-1,819	-286
Accrued Liabilities		
Deferred Revenue	527,812	553,687
Long Term Debt	1,051,751	1,377,335
Net Pension Liability	8,860,813	9,187,482
Net OPEB Liability	27,673,977	27,673,977
Deposits Payable	332,344	335,697
Due To Other Funds	1,102,879	698,492
Scholarships-Designated Donations	79,401	-146,551
Scholarships-Non-designated	441,153	437,927
Donatio		
Deferred Inflows	9,436,008	8,677,919
TOTAL LIABILITIES:	49,819,190	49,072,038
EQUITY AND OTHER CREDITS:		
Control Accounts	1,831	2,102
Fund Balances		
Prior Year Fund Balance	-19,417,360	-19,877,404
Endowment Fund-Original		
Endowment Fund-Income		
FB Professional Development		
FB Salary Equity		
FB Capital Equipment	35,019,629	34,517,357
FB Investment Gain And Loss		
Fund Balance Receivables	-	-
Reserved-Undesignated		

REPORT FGRCOBS
COAS: W
FISCAL YEAR: 21

Wharton County Junior College
Combined Balance Sheet--All Fund Types and Account Groups
30-APR-2021
(With comparative totals for 30-APR-2020)
(amounts expressed in dollars)

RUN DATE: 05/10/2021
TIME: 09:48:52 AM
PAGE: 10

Memorandum Only

	Current Year 2021	Prior Year 2020
FBTC Operating Fund Balance		
Plant Fund Balance		
Bond Fund Balance		
Scholarship		
Fund Balance-Rounding Diff	-	-
Fund Balances:		
Reserve for Encumbrance	1,503,971	1,477,996
Fund Balance	29,124,978	29,240,576
Reserve For Operations		
TOTAL EQUITY AND OTHER CREDITS:	46,233,048	45,360,627
TOTAL LIABILITIES, EQUITY AND OTHER CREDITS:	96,052,238	94,432,665

=====