



MONTHLY INVESTMENT REPORT

Collin County College

SEPTEMBER 30, 2023



MEEDER

PUBLIC FUNDS



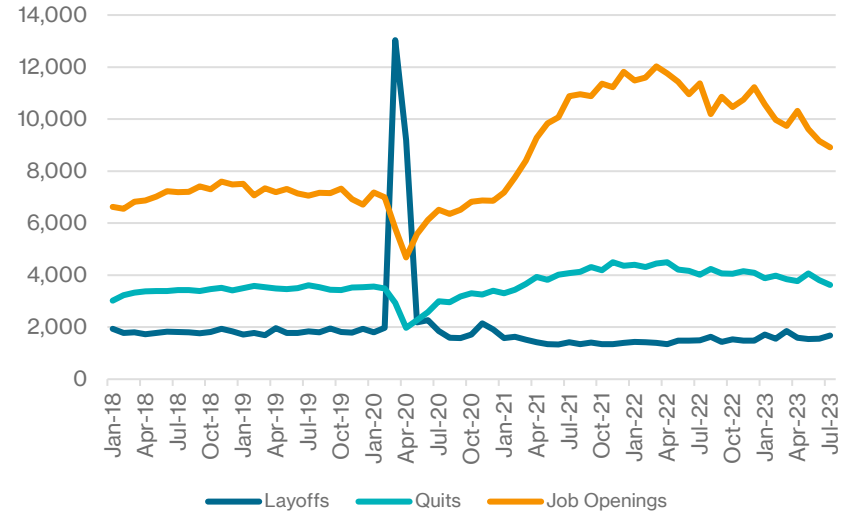
Loosening Labor Market & Inflation Rate Trending Lower

Following a quiet August, September saw economic data surprise to the upside. Both inflation and jobs data showed that the economy is still on solid ground albeit growing at a slower pace than in 2022. While coming in above expectations, the data was not strong enough to get the Fed to increase its target for the federal funds rate. However, the September meeting saw the Fed update its Statement of Economic Projections, including the keenly watched dot plot. The updated dot plot showed policymakers still see another 0.25% hike in 2023, and only 0.50% of rate cuts in 2024; the prior dot plot projected a full 1.00% of rate cuts in 2024. Chairman Powell used the press conference following the September meeting to communicate the Fed's commitment to the 2% inflation target. Markets extrapolated the updated economic projections to rates being "higher for longer", with treasury yields moving higher on the day and throughout September. Powell cautioned that the risks of tightening too much versus too little are both present and that the Fed is "in a position to proceed carefully".

The August US Employment report showed that the labor market continued to loosen. Nonfarm payrolls increased by 187,000. However, the prior two months of job gains were revised down by 110,000. Likewise, the unemployment rate increased to 3.8% as the participation rate increased, signaling more workers returned to the labor market. Wage growth slowed to 4.2% on the year and just 0.2% for the month. The combination of slowing job creation, higher participation, and slower wage growth is exactly the job market the Federal Reserve wants to see as it shows that a soft landing, where the job market slows but unemployment stays controlled, is still possible.

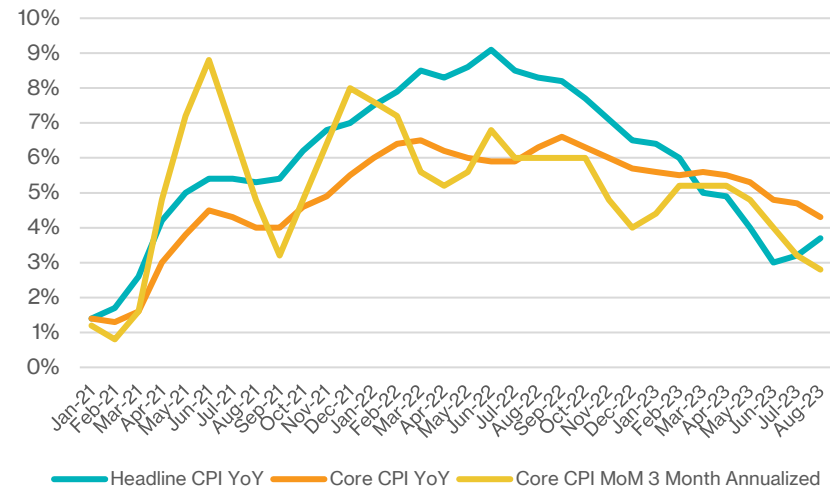
The Consumer Price Index (CPI) report from August showed that, while inflation data was not as soft as data from June and July, inflation is trending in the right direction. Headline CPI increased 0.6% in August, due mostly to an increase in energy prices. Specifically, gasoline prices increased 10.6% during the month, compared to a 0.2% increase in July. Core CPI increased 0.3% in August, following two consecutive monthly increases of 0.2%. Core CPI strips out volatile energy and food prices and is generally thought to be more reflective of price increases. Taking a step back, the 12-month change in core CPI ticked down to 4.3% from 4.7% last month and was the lowest 12-month increase since September 2021. Additionally, annualizing the last three months of core CPI readings points to core inflation of 2.4%, indicating more recent data is pointing to inflation trending close to the Federal Reserve's target of 2%.

Labor Market Loosening



SOURCE: BLOOMBERG

Inflation Trending Lower



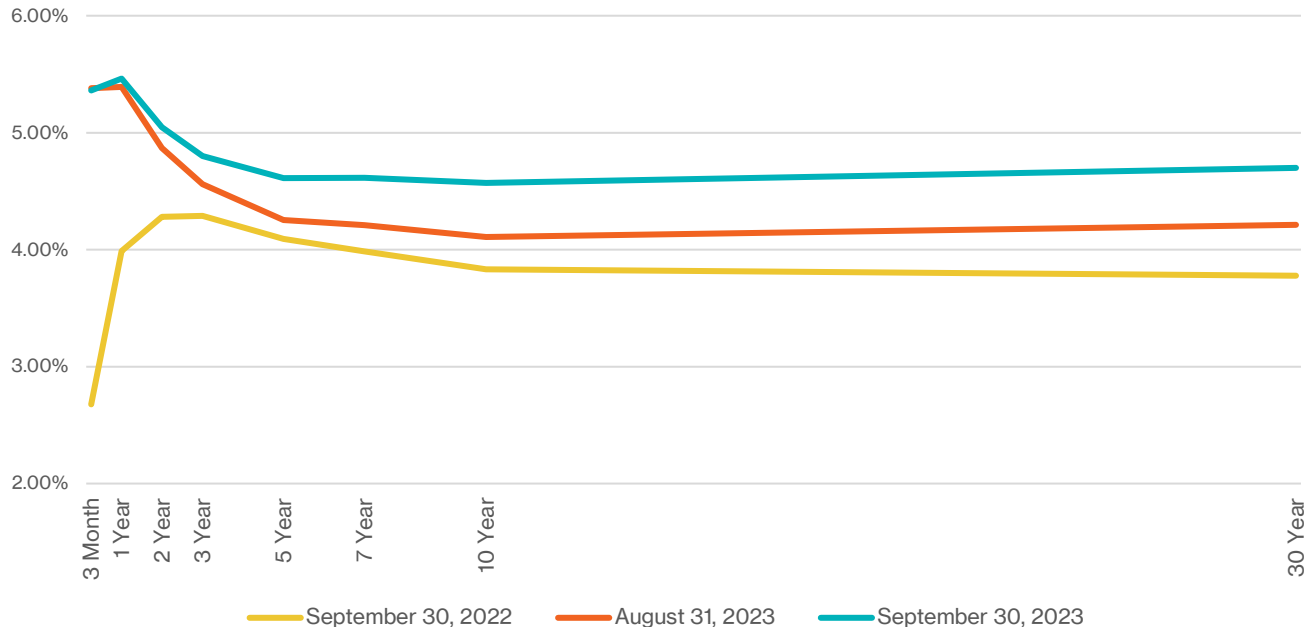
SOURCE: BLOOMBERG

Rates Move Higher

The combination of economic data, combined with the updated economic projections from the Federal Reserve led to more bear steepening. The 2-year US Treasury yield increased 0.18% to 5.05%, reflecting the lower odds of rate cuts in 2024. Likewise, long-term bond yields also increased, reflecting positive economic data. The 5-year US Treasury yield increased by 0.35% to 4.61%, and the 10-year US Treasury yield increased by 0.46% to 4.57%. Through September, the spread between the 2-year and 10-year treasury yield increased to -0.48%, well above the low of -1.08% in March 2023. Market pricing for rate hikes ended the month exactly where they began, pricing in a 40% chance of a 0.25% hike sometime in 2024. However, the market spent the month pricing cuts out. The implied federal funds rate in December 2024 increased from 4.23% to 4.62%, evidencing the market's belief that the Fed will not need to be as aggressive at cutting rates in 2024.

Credit product spreads remained contained in September. The more positive economic outlook combined with lower corporate and municipal bond issuance continues to keep a lid on spreads. Spreads on agency bonds tightened in September, remaining near long-term averages. We will continue to look to add value by picking up incremental yield on high-quality bonds. Rates are at historic levels not seen since 2007, making this a very attractive time to buy duration and lock in yields.


US Treasury Yield Curve




Collin County Community College District
 Monthly Investment Report
 September 1, 2023 – September 30, 2023

Portfolio Summary Management Report


<u>Portfolio as of 08/31/23:</u>		<u>Portfolio as of 09/30/23:</u>	
Beginning Book Value	\$ 403,260,032	Ending Book Value	\$ 370,538,627
Beginning Market Value	\$ 400,240,182	Ending Market Value	\$ 367,463,367
		Unrealized Gain/Loss	\$ (3,075,260)
WAM at Beginning Period Date ¹	200 days	WAM at Ending Period Date ¹	291 days
<i>(Decrease in market value is due to seasonal cash outflows)</i>		Change in Market Value ²	\$ (32,776,815)
Average Yield to Maturity for period		4.616%	
Average Yield 3 Month Treasury Bill for period		5.560%	



 Melissa Irby, Chief Financial Officer
 Collin County Community College District



 Julie Bradley, Associate V.P. - Controller
 Collin County Community College District



 Barbara Johnston, Associate V.P.
 Collin County Community College District

¹ WAM – weighted average maturity

² “Change in Market Value” is required data, but will primarily reflect the receipt and expenditure of the District’s funds from month to month. Meeder Public Funds has assisted in the preparation of this consolidated investment report, with additional input provided by CCCC.

Your Portfolio

As of September 30, 2023

Your Portfolio Statistics

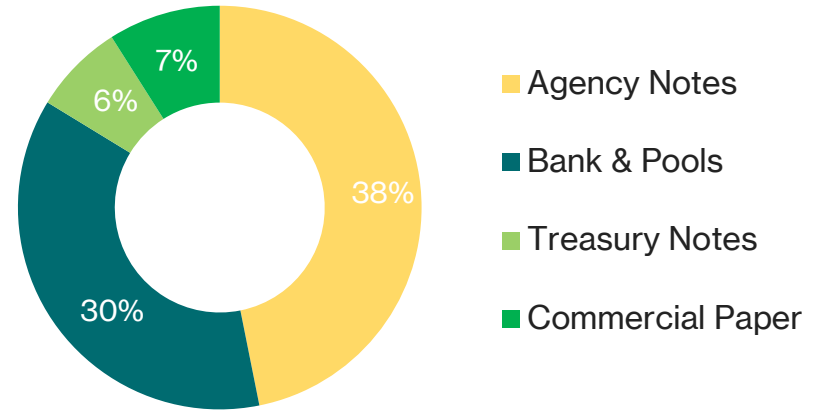
Weighted Average Maturity

0.80 years

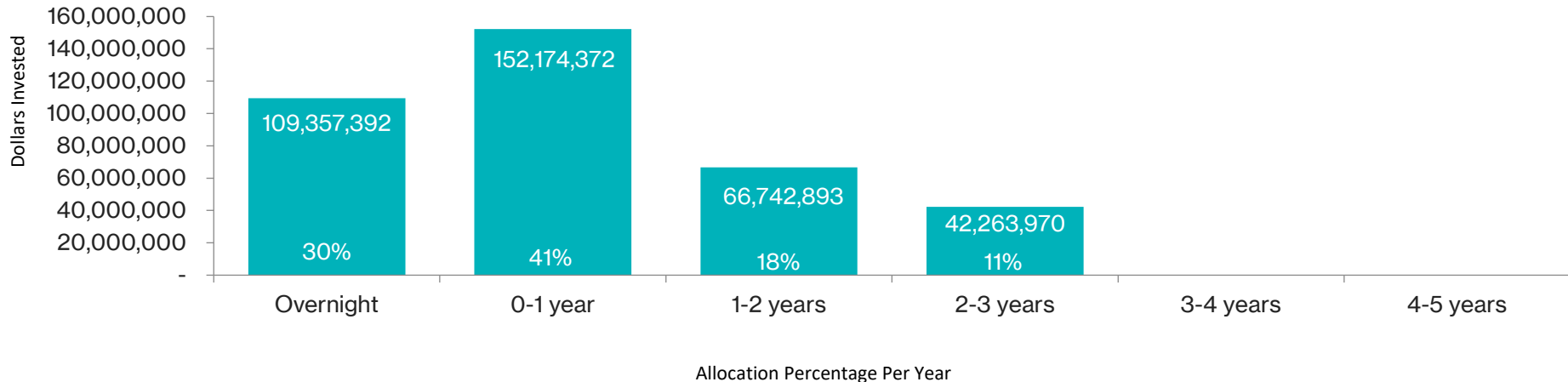
Weighted Average Yield (All Funds)

4.62%

Your Asset Allocation



Your Maturity Distribution





**Collin Co Comm College Dist.
Portfolio Management
Portfolio Summary
September 30, 2023**

Meeder Public Funds
901 S. MoPac
Suite 300
Austin, TX 78746
-

Investments	Par Value	Market Value	Book Value	% of Portfolio	Term	Days to Maturity	YTM 365 Equiv.
Commercial Paper Disc. -Amortizing	103,000,000.00	100,570,344.00	100,614,499.46	27.15	243	150	5.781
Federal Agency Coupon Securities	140,000,000.00	136,339,870.16	138,970,412.27	37.51	949	624	3.522
Treasury Coupon Securities	22,000,000.00	21,195,761.50	21,596,323.59	5.83	788	285	2.705
TexStar	41,679,122.68	41,679,122.68	41,679,122.68	11.25	1	1	5.311
Texpool	62,147,010.18	62,147,010.18	62,147,010.18	16.77	1	1	5.322
JPMorgan Chase	123,334.37	123,334.37	123,334.37	0.03	1	1	0.000
Texas Range	5,407,924.39	5,407,924.39	5,407,924.39	1.46	1	1	5.350
	374,357,391.62	367,463,367.28	370,538,626.94	100.00%	468	291	4.616
Investments							
Cash and Accrued Interest							
Accrued Interest at Purchase		163,802.08	163,802.08				
Subtotal		163,802.08	163,802.08				
Total Cash and Investments	374,357,391.62	367,627,169.36	370,702,429.02		468	291	4.616

Total Earnings	September 30 Month Ending	Fiscal Year To Date
Current Year	1,468,489.03	1,468,489.03

..



Collin Co Comm College Dist.
Summary by Type
September 30, 2023
Grouped by Fund

Meeder Public Funds
 901 S. MoPac
 Suite 300
 Austin, TX 78746
 -

Security Type	Number of Investments	Par Value	Book Value	% of Portfolio	Average YTM 365	Average Days to Maturity
Fund: Building						
Federal Agency Coupon Securities	7	50,000,000.00	49,804,826.14	13.44	2.516	430
Commercial Paper Disc. -Amortizing	3	25,000,000.00	24,646,736.11	6.65	5.572	96
Treasury Coupon Securities	1	5,000,000.00	4,946,205.61	1.33	2.467	335
Texpool	1	5,740,342.15	5,740,342.15	1.55	5.322	1
TexStar	1	29,760,243.83	29,760,243.83	8.03	5.311	1
Subtotal	13	115,500,585.98	114,898,353.84	31.00	4.033	222
Fund: 2020 Bond Series						
Commercial Paper Disc. -Amortizing	3	20,000,000.00	19,241,406.94	5.19	5.976	243
Texpool	1	12,725,085.91	12,725,085.91	3.43	5.322	1
Subtotal	4	32,725,085.91	31,966,492.85	8.62	5.716	147
Fund: Debt Service						
Commercial Paper Disc. -Amortizing	1	8,000,000.00	7,797,680.00	2.10	5.852	162
Texas Range	1	0.00	0.00	0.00	0.000	0
Texpool	1	7,269,463.88	7,269,463.88	1.96	5.322	1
Subtotal	3	15,269,463.88	15,067,143.88	4.06	5.596	84
Fund: Operating						
Federal Agency Coupon Securities	8	70,000,000.00	69,148,107.14	18.66	4.028	734
JPMorgan Chase	1	123,334.37	123,334.37	0.03	0.000	1
Treasury Coupon Securities	3	17,000,000.00	16,650,117.98	4.49	2.776	270
Texas Range	1	5,407,924.39	5,407,924.39	1.46	5.350	1
Texpool	1	23,999,608.11	23,999,608.11	6.48	5.322	1
TexStar	1	11,918,878.85	11,918,878.85	3.22	5.310	1
Commercial Paper Disc. -Amortizing	3	25,000,000.00	24,455,408.33	6.60	5.803	141
Subtotal	18	153,449,745.72	151,703,379.17	40.94	4.526	387

Collin Co Comm College Dist.
 Summary by Type
 September 30, 2023
 Grouped by Fund

Security Type	Number of Investments	Par Value	Book Value	% of Portfolio	Average YTM 365	Average Days to Maturity
Fund: Stabilization						
Federal Agency Coupon Securities	3	20,000,000.00	20,017,478.99	5.40	4.277	725
Commercial Paper Disc. -Amortizing	3	25,000,000.00	24,473,268.08	6.60	5.794	136
Texpool	1	12,412,510.13	12,412,510.13	3.35	5.322	1
Subtotal	7	57,412,510.13	56,903,257.20	15.35	5.157	314
Total and Average	45	374,357,391.62	370,538,626.94	100.00	4.616	291



**Collin Co Comm College Dist.
Fund BLDG - Building
Investments by Fund
September 30, 2023**

Meeder Public Funds
901 S. MoPac
Suite 300
Austin, TX 78746
-

CUSIP	Investment #	Issuer	Purchase Date	Book Value	Par Value	Market Value	Current Rate	YTM 360	YTM 365	Maturity Date	Days To Maturity
Commercial Paper Disc. -Amortizing											
22533UXT5	10202	Credit Agricole CP	03/02/2023	4,981,511.11	5,000,000.00	4,979,470.00		5.382	5.457	10/27/2023	26
40060WAA0	10209	GTA Funding CP	07/18/2023	9,843,730.56	10,000,000.00	9,841,920.00		5.725	5.805	01/10/2024	101
78009AB52	10205	Royal Bank of Canada CP	05/15/2023	9,821,494.44	10,000,000.00	9,802,880.00		5.323	5.397	02/05/2024	127
Subtotal and Average				24,646,736.11	25,000,000.00	24,624,270.00		5.496	5.572		96
Federal Agency Coupon Securities											
3133EN5Q9	10197	FFCB Note	01/11/2023	5,008,745.90	5,000,000.00	4,942,861.90	4.500	4.295	4.355	01/10/2025	467
3130ATUC9	10196	FHLB Note	01/10/2023	10,081,581.27	10,000,000.00	9,873,563.80	4.500	4.041	4.098	12/12/2025	803
3130ALJ70	10172	FHLB Call Note	03/12/2021	5,000,000.00	5,000,000.00	4,887,179.70	0.400	0.394	0.400	03/12/2024	163
3130AMT85	10175	FHLB Call Note	06/28/2021	10,000,000.00	10,000,000.00	9,624,787.80	0.400	0.394	0.400	06/28/2024	271
3130ANNS5	10176	FHLB Call Note	08/30/2021	5,000,000.00	5,000,000.00	4,776,469.30	0.500	0.493	0.500	08/28/2024	332
3130AOCM3	10178	FHLB Call Note	12/20/2021	5,000,000.00	5,000,000.00	4,735,391.15	1.000	0.986	1.000	12/20/2024	446
3130ARD24	10206	FHLB Call Note	05/24/2023	9,714,498.97	10,000,000.00	9,656,565.10	2.010	4.940	5.008	09/30/2024	365
Subtotal and Average				49,804,826.14	50,000,000.00	48,496,818.75		2.481	2.516		429
Treasury Coupon Securities											
912828YE4	10179	T Note	04/18/2022	4,946,205.61	5,000,000.00	4,812,890.60	1.250	2.432	2.466	08/31/2024	335
Subtotal and Average				4,946,205.61	5,000,000.00	4,812,890.60		2.433	2.467		335
TexStar											
2450	10007	TexStar	02/01/2016	29,760,243.83	29,760,243.83	29,760,243.83	5.311	5.237	5.310		1
Subtotal and Average				29,760,243.83	29,760,243.83	29,760,243.83		5.238	5.311		1
Texpool											
700001	10009	Texpool	02/01/2016	5,740,342.15	5,740,342.15	5,740,342.15	5.322	5.248	5.321		1
Subtotal and Average				5,740,342.15	5,740,342.15	5,740,342.15		5.249	5.322		1
Total Investments and Average				114,898,353.84	115,500,585.98	113,434,565.33		3.978	4.033		221

**Fund BOND20 - 2020 Bond Series
Investments by Fund
September 30, 2023**

CUSIP	Investment #	Issuer	Purchase Date	Book Value	Par Value	Market Value	Current Rate	YTM 360	YTM 365	Maturity Date	Days To Maturity
Commercial Paper Disc. -Amortizing											
21687ADF7	10214	Cooperatieve Rabobank CP	09/25/2023	4,847,051.39	5,000,000.00	4,845,495.00		5.833	5.914	04/15/2024	197
22533TFJ0	10218	Credit Agricole CP	09/26/2023	4,796,275.00	5,000,000.00	4,794,530.00		5.909	5.991	06/18/2024	261
4497W0FE3	10217	ING Funding CP	09/26/2023	9,598,080.55	10,000,000.00	9,594,230.00		5.917	5.999	06/14/2024	257
Subtotal and Average				19,241,406.94	20,000,000.00	19,234,255.00		5.894	5.976		242
Texpool											
700006A	10164	Texpool	04/29/2020	12,725,085.91	12,725,085.91	12,725,085.91	5.322	5.248	5.321		1
Subtotal and Average				12,725,085.91	12,725,085.91	12,725,085.91		5.249	5.322		1
Total Investments and Average				31,966,492.85	32,725,085.91	31,959,340.91		5.637	5.716		146

**Fund DS - Debt Service
Investments by Fund
September 30, 2023**

CUSIP	Investment #	Issuer	Purchase Date	Book Value	Par Value	Market Value	Current Rate	YTM 360	YTM 365	Maturity Date	Days To Maturity
Commercial Paper Disc. -Amortizing											
53948ACB5	10213	Lloyds Bank CP	09/25/2023	7,797,680.00	8,000,000.00	7,797,184.00		5.771	5.851	03/11/2024	162
Subtotal and Average				7,797,680.00	8,000,000.00	7,797,184.00		5.771	5.852		162
Texpool											
700004	10010	Texpool	02/01/2016	7,269,463.88	7,269,463.88	7,269,463.88	5.322	5.248	5.321		1
Subtotal and Average				7,269,463.88	7,269,463.88	7,269,463.88		5.249	5.322		1
Texas Range											
1291-01	10141	TexasDAILY	02/04/2019	0.00	0.00	0.00					1
Subtotal and Average				0.00	0.00	0.00		0.000	0.000		0
Total Investments and Average				15,067,143.88	15,269,463.88	15,066,647.88		5.519	5.596		84

**Fund OPER - Operating
Investments by Fund
September 30, 2023**

CUSIP	Investment #	Issuer	Purchase Date	Book Value	Par Value	Market Value	Current Rate	YTM 360	YTM 365	Maturity Date	Days To Maturity
Commercial Paper Disc. -Amortizing											
78015CDJ8	10211	Royal Bank of Canada CP	07/18/2023	9,690,000.00	10,000,000.00	9,691,550.00		5.893	5.975	04/18/2024	200
87019SYQ1	10203	Swedbank CP	03/02/2023	9,922,300.00	10,000,000.00	9,917,750.00		5.454	5.529	11/24/2023	54
89233GDK9	10212	Toyota Motor Credit Corp CP	07/24/2023	4,843,108.33	5,000,000.00	4,845,490.00		5.935	6.017	04/19/2024	201
Subtotal and Average				24,455,408.33	25,000,000.00	24,454,790.00		5.723	5.803		140
Federal Agency Coupon Securities											
31422XMV1	10177	FRMAC Call Note	10/04/2021	5,000,000.00	5,000,000.00	4,753,015.65	0.500	0.493	0.500	10/04/2024	369
3133ENYX2	10193	FFCB Note	07/25/2022	4,999,906.16	5,000,000.00	4,924,772.20	3.250	3.207	3.251	06/17/2024	260
3133ENZ94	10199	FFCB Note	01/19/2023	10,019,152.72	10,000,000.00	9,901,069.90	4.500	4.259	4.318	11/18/2024	414
3133EN7J3	10201	FFCB Note	02/02/2023	7,478,624.58	7,500,000.00	7,287,869.93	3.875	3.950	4.005	02/02/2026	855
3130AWTQ3	10216	FHLB Note	09/25/2023	24,760,823.08	25,000,000.00	24,804,232.25	4.625	4.905	4.973	09/11/2026	1,076
3134GXZT4	10183	FHLMC Call Note	07/14/2022	5,000,000.00	5,000,000.00	4,875,865.45	4.000	3.945	4.000	07/14/2025	652
3135G03U5	10194	FNMA Note	08/05/2022	4,812,779.77	5,000,000.00	4,657,909.05	0.625	3.107	3.150	04/22/2025	569
3135G04Z3	10200	FNMA Note	01/23/2023	7,076,820.83	7,500,000.00	6,936,179.18	0.500	3.935	3.990	06/17/2025	625
Subtotal and Average				69,148,107.14	70,000,000.00	68,140,913.61		3.973	4.028		733
Treasury Coupon Securities											
91282CAW1	10180	T Note	05/16/2022	5,984,314.41	6,000,000.00	5,962,870.86	0.250	2.394	2.428	11/15/2023	45
91282CCC3	10181	T Note	05/16/2022	5,914,947.88	6,000,000.00	5,809,453.14	0.250	2.571	2.607	05/15/2024	227
912828ZT0	10182	T Note	06/15/2022	4,750,855.69	5,000,000.00	4,610,546.90	0.250	3.376	3.423	05/31/2025	608
Subtotal and Average				16,650,117.98	17,000,000.00	16,382,870.90		2.738	2.776		270
TexStar											
5450	10008	TexStar	02/01/2016	11,918,878.85	11,918,878.85	11,918,878.85	5.311	5.237	5.310		1
Subtotal and Average				11,918,878.85	11,918,878.85	11,918,878.85		5.238	5.311		1
Texpool											
700003	10011	Texpool	02/01/2016	23,999,608.11	23,999,608.11	23,999,608.11	5.322	5.248	5.321		1
Subtotal and Average				23,999,608.11	23,999,608.11	23,999,608.11		5.249	5.322		1
JPMorgan Chase											
7828	10012	JPMorgan Chase Commercial Chkg	02/01/2016	123,334.37	123,334.37	123,334.37					1
Subtotal and Average				123,334.37	123,334.37	123,334.37		0.000	0.000		1

**Fund OPER - Operating
Investments by Fund
September 30, 2023**

CUSIP	Investment #	Issuer	Purchase Date	Book Value	Par Value	Market Value	Current Rate	YTM 360	YTM 365	Maturity Days To Date Maturity
Texas Range										
1291-00	10142	TexasDAILY	02/06/2019	5,407,924.39	5,407,924.39	5,407,924.39	5.350	5.276	5.350	1
Subtotal and Average				5,407,924.39	5,407,924.39	5,407,924.39		5.277	5.350	1
Total Investments and Average				151,703,379.17	153,449,745.72	150,428,320.23		4.464	4.526	387

**Fund STABL - Stabilization
Investments by Fund
September 30, 2023**

CUSIP	Investment #	Issuer	Purchase Date	Book Value	Par Value	Market Value	Current Rate	YTM 360	YTM 365	Maturity Date	Days To Maturity
Commercial Paper Disc. -Amortizing											
21687ADF7	10215	Cooperatieve Rabobank CP	09/25/2023	4,847,051.39	5,000,000.00	4,845,495.00	5.590	5.833	5.914	04/15/2024	197
62479MYQ0	10204	MUFG Bank CP	03/02/2023	9,922,300.00	10,000,000.00	9,916,590.00		5.454	5.529	11/24/2023	54
62479LD85	10210	MUFG Bank CP	07/18/2023	9,703,916.69	10,000,000.00	9,697,760.00		5.922	6.005	04/08/2024	190
Subtotal and Average				24,473,268.08	25,000,000.00	24,459,845.00		5.715	5.794		136
Federal Agency Coupon Securities											
3133EN6A3	10198	FFCB Note	01/17/2023	10,024,522.49	10,000,000.00	9,783,804.10	4.000	3.831	3.885	01/13/2026	835
3130AWER7	10207	FHLB Note	06/12/2023	1,998,582.83	2,000,000.00	1,983,666.74	4.625	4.606	4.670	06/06/2025	614
3130AWER7	10208	FHLB Note	06/12/2023	7,994,373.67	8,000,000.00	7,934,666.96	4.625	4.605	4.669	06/06/2025	614
Subtotal and Average				20,017,478.99	20,000,000.00	19,702,137.80		4.218	4.277		724
Texpool											
700005	10050	Texpool	01/24/2018	12,412,510.13	12,412,510.13	12,412,510.13	5.322	5.248	5.321		1
Subtotal and Average				12,412,510.13	12,412,510.13	12,412,510.13		5.249	5.322		1
Total Investments and Average				56,903,257.20	57,412,510.13	56,574,492.93		5.087	5.157		313



**Collin Co Comm College Dist.
Cash Reconciliation Report
For the Period September 1, 2023 - September 30, 2023**

Meeder Public Funds
901 S. MoPac
Suite 300
Austin, TX 78746
-

Trans. Date	Investment #	Fund	Trans. Type	Security ID	Par Value	Security Description	Maturity Date	Purchases	Interest	Redemptions	Cash
09/01/2023	10167	OPER	Interest	3133EL5J9	5,000,000.00	FFCBC 5.0M 0.30% Mat. 09/01/2023	09/01/2023	0.00	7,500.00	0.00	7,500.00
09/01/2023	10167	OPER	Maturity	3133EL5J9	5,000,000.00	FFCBC 5.0M 0.30% Mat. 09/01/2023	09/01/2023	0.00	0.00	5,000,000.00	5,000,000.00
09/12/2023	10172	BLDG	Interest	3130ALJ70	5,000,000.00	FHLBC 5.0M 0.40% Mat. 03/12/2024	03/12/2024	0.00	10,000.00	0.00	10,000.00
09/14/2023	10169	OPER	Interest	3133EL6U3	5,000,000.00	FFCBC 5.0M 0.28% Mat. 09/14/2023	09/14/2023	0.00	7,000.00	0.00	7,000.00
09/14/2023	10169	OPER	Maturity	3133EL6U3	5,000,000.00	FFCBC 5.0M 0.28% Mat. 09/14/2023	09/14/2023	0.00	0.00	5,000,000.00	5,000,000.00
09/25/2023	10213	DS	Purchase	53948ACB5	8,000,000.00	LLOYDS 8.0M 0.00% Mat.	03/11/2024	-7,790,186.67	0.00	0.00	-7,790,186.67
09/25/2023	10214	BOND20	Purchase	21687ADF7	5,000,000.00	CCOPBK 5.0M 0.00% Mat.	04/15/2024	-4,842,393.06	0.00	0.00	-4,842,393.06
09/25/2023	10215	STABL	Purchase	21687ADF7	5,000,000.00	CCOPBK 5.0M 5.59% Mat.	04/15/2024	-4,842,393.06	0.00	0.00	-4,842,393.06
09/25/2023	10216	OPER	Purchase	3130AWTQ3	25,000,000.00	FHLB 25.0M 4.63% Mat. 09/11/2026	09/11/2026	-24,759,469.25	-163,802.08	0.00	-24,923,271.33
09/26/2023	10217	BOND20	Purchase	4497W0FE3	10,000,000.00	INGFD 10.0M 0.00% Mat.	06/14/2024	-9,590,261.11	0.00	0.00	-9,590,261.11
09/26/2023	10218	BOND20	Purchase	22533TFJ0	5,000,000.00	CREDAG 5.0M 0.00% Mat.	06/18/2024	-4,792,372.22	0.00	0.00	-4,792,372.22
09/30/2023	10206	BLDG	Interest	3130ARD24	10,000,000.00	FHLBC 10.0M 2.01% Mat.	09/30/2024	0.00	100,500.00	0.00	100,500.00
Subtotal								-56,617,075.37	-38,802.08	10,000,000.00	-46,655,877.45
Total								-56,617,075.37	-38,802.08	10,000,000.00	-46,655,877.45



Collin Co Comm College Dist.
Purchases Report
Sorted by Fund - Issuer
September 1, 2023 - September 30, 2023

Meeder Public Funds
 901 S. MoPac
 Suite 300
 Austin, TX 78746
 -

CUSIP	Investment #	Fund	Sec. Type	Issuer	Original Par Value	Purchase Date	Payment Periods	Principal Purchased	Accrued Interest at Purchase	Rate at Purchase	Maturity Date	YTM	Ending Book Value
2020 Bond Series													
21687ADF7	10214	BOND20	ACP	CCOPBK	5,000,000.00	09/25/2023	04/15 - At Maturity	4,842,393.06			04/15/2024	5.833	4,847,051.39
22533TFJ0	10218	BOND20	ACP	CREDAG	5,000,000.00	09/26/2023	06/18 - At Maturity	4,792,372.22			06/18/2024	5.909	4,796,275.00
4497W0FE3	10217	BOND20	ACP	INGFD	10,000,000.00	09/26/2023	06/14 - At Maturity	9,590,261.11			06/14/2024	5.918	9,598,080.55
				Subtotal	20,000,000.00			19,225,026.39	0.00				19,241,406.94
Debt Service													
53948ACB5	10213	DS	ACP	LLOYDS	8,000,000.00	09/25/2023	03/11 - At Maturity	7,790,186.67			03/11/2024	5.771	7,797,680.00
				Subtotal	8,000,000.00			7,790,186.67	0.00				7,797,680.00
Operating													
3130AWTQ3	10216	OPER	FAC	FHLB	25,000,000.00	09/25/2023	03/11 - 09/11	24,759,469.25	163,802.08	4.625	09/11/2026	4.974	24,760,823.08
				Subtotal	25,000,000.00			24,759,469.25	163,802.08				24,760,823.08
Stabilization													
21687ADF7	10215	STABL	ACP	CCOPBK	5,000,000.00	09/25/2023	04/15 - At Maturity	4,842,393.06		5.590	04/15/2024	5.833	4,847,051.39
				Subtotal	5,000,000.00			4,842,393.06	0.00				4,847,051.39
				Total Purchases	58,000,000.00			56,617,075.37	163,802.08				56,646,961.41



**Collin Co Comm College Dist.
Maturity Report
Sorted by Maturity Date**

Meeder Public Funds
901 S. MoPac
Suite 300
Austin, TX 78746
-

Amounts due during September 1, 2023 - September 30, 2023

CUSIP	Investment #	Fund	Sec. Type	Issuer	Par Value	Maturity Date	Purchase Date	Rate at Maturity	Book Value at Maturity	Interest	Maturity Proceeds	Net Income
3133EL5J9	10167	OPER	FAC	FFCBC	5,000,000.00	09/01/2023	09/16/2020	0.300	5,000,000.00	7,500.00	5,007,500.00	7,500.00
3133EL6U3	10169	OPER	FAC	FFCBC	5,000,000.00	09/14/2023	09/16/2020	0.280	5,000,000.00	7,000.00	5,007,000.00	7,000.00
Total Maturities					10,000,000.00				10,000,000.00	14,500.00	10,014,500.00	14,500.00



Collin Co Comm College Dist.
Interest Earnings
Sorted by Fund - Fund
September 1, 2023 - September 30, 2023
Yield on Beginning Book Value

Meeder Public Funds
 901 S. MoPac
 Suite 300
 Austin, TX 78746
 -

CUSIP	Investment #	Fund	Security Type	Ending Par Value	Beginning Book Value	Ending Book Value	Maturity Date	Current Rate	Annualized Yield	Adjusted Interest Earnings		
										Interest Earned	Amortization/ Accretion	Adjusted Interest Earnings
Fund: Building												
3133EN5Q9	10197	BLDG	FAC	5,000,000.00	5,009,317.52	5,008,745.90	01/10/2025	4.500	4.415	18,750.00	-571.62	18,178.38
3130ATUC9	10196	BLDG	FAC	10,000,000.00	10,084,675.38	10,081,581.27	12/12/2025	4.500	4.151	37,500.00	-3,094.11	34,405.89
912828YE4	10179	BLDG	TRC	5,000,000.00	4,941,388.21	4,946,205.61	08/31/2024	1.250	2.454	5,151.10	4,817.40	9,968.50
2450	10007	BLDG	RRP	29,760,243.83	29,630,911.94	29,760,243.83		5.311	5.310	129,331.89	0.00	129,331.89
700001	10009	BLDG	RR2	5,740,342.15	5,705,361.60	5,740,342.15		5.322	5.327	24,980.55	0.00	24,980.55
3130ALJ70	10172	BLDG	FAC	5,000,000.00	5,000,000.00	5,000,000.00	03/12/2024	0.400	0.406	1,666.67	0.00	1,666.67
3130ANNS5	10176	BLDG	FAC	5,000,000.00	5,000,000.00	5,000,000.00	08/28/2024	0.500	0.507	2,083.34	0.00	2,083.34
3130AOCM3	10178	BLDG	FAC	5,000,000.00	5,000,000.00	5,000,000.00	12/20/2024	1.000	1.014	4,166.67	0.00	4,166.67
3130AMT85	10175	BLDG	FAC	10,000,000.00	10,000,000.00	10,000,000.00	06/28/2024	0.400	0.406	3,333.33	0.00	3,333.33
3130ARD24	10206	BLDG	FAC	10,000,000.00	9,690,640.95	9,714,498.97	09/30/2024	2.010	5.098	16,750.00	23,858.02	40,608.02
22533UXT5	10202	BLDG	ACP	5,000,000.00	4,960,177.78	4,981,511.11	10/27/2023		5.233	0.00	21,333.33	21,333.33
78009AB52	10205	BLDG	ACP	10,000,000.00	9,779,327.78	9,821,494.44	02/05/2024		5.246	0.00	42,166.66	42,166.66
40060WAA0	10209	BLDG	ACP	10,000,000.00	9,797,313.89	9,843,730.56	01/10/2024		5.764	0.00	46,416.67	46,416.67
			Subtotal	115,500,585.98	114,599,115.05	114,898,353.84			4.020	243,713.55	134,926.35	378,639.90
Fund: 2020 Bond Series												
700006A	10164	BOND20	RR2	12,725,085.91	31,969,000.03	12,725,085.91		5.322	4.740	124,547.52	0.00	124,547.52
22533TFJ0	10218	BOND20	ACP	5,000,000.00	0.00	4,796,275.00	06/18/2024		5.945	0.00	3,902.78	3,902.78
21687ADF7	10214	BOND20	ACP	5,000,000.00	0.00	4,847,051.39	04/15/2024		5.852	0.00	4,658.33	4,658.33
4497W0FE3	10217	BOND20	ACP	10,000,000.00	0.00	9,598,080.55	06/14/2024		5.952	0.00	7,819.44	7,819.44
			Subtotal	32,725,085.91	31,969,000.03	31,966,492.85			4.853	124,547.52	16,380.55	140,928.07
Fund: Debt Service												
700004	10010	DS	RR2	7,269,463.88	12,595,820.36	7,269,463.88		5.322	4.803	49,723.10	0.00	49,723.10
53948ACB5	10213	DS	ACP	8,000,000.00	0.00	7,797,680.00	03/11/2024		5.852	0.00	7,493.33	7,493.33
			Subtotal	15,269,463.88	12,595,820.36	15,067,143.88			4.918	49,723.10	7,493.33	57,216.43
Fund: Operating												
3135G04Z3	10200	OPER	FAC	7,500,000.00	7,056,211.46	7,076,820.83	06/17/2025	0.500	4.092	3,125.00	20,609.37	23,734.37

Collin Co Comm College Dist.
Interest Earnings
September 1, 2023 - September 30, 2023

CUSIP	Investment #	Fund	Security Type	Ending Par Value	Beginning Book Value	Ending Book Value	Maturity Date	Current Rate	Annualized Yield	Adjusted Interest Earnings		
										Interest Earned	Amortization/ Accretion	Adjusted Interest Earnings
Fund: Operating												
3135G03U5	10194	OPER	FAC	5,000,000.00	4,802,768.00	4,812,779.77	04/22/2025	0.625	3.196	2,604.16	10,011.77	12,615.93
3133ENZ94	10199	OPER	FAC	10,000,000.00	10,020,564.46	10,019,152.72	11/18/2024	4.500	4.382	37,500.00	-1,411.74	36,088.26
3133EN7J3	10201	OPER	FAC	7,500,000.00	7,477,862.08	7,478,624.58	02/02/2026	3.875	4.065	24,218.75	762.50	24,981.25
3133ENYX2	10193	OPER	FAC	5,000,000.00	4,999,895.16	4,999,906.16	06/17/2024	3.250	3.298	13,541.66	11.00	13,552.66
3130AWTQ3	10216	OPER	FAC	25,000,000.00	0.00	24,760,823.08	09/11/2026	4.625	5.067	19,270.84	1,353.83	20,624.67
91282CAW1	10180	OPER	TRC	6,000,000.00	5,973,857.35	5,984,314.41	11/15/2023	0.250	2.379	1,222.83	10,457.06	11,679.89
912828ZT0	10182	OPER	TRC	5,000,000.00	4,738,562.38	4,750,855.69	05/31/2025	0.250	3.419	1,024.59	12,293.31	13,317.90
91282CCC3	10181	OPER	TRC	6,000,000.00	5,903,707.51	5,914,947.88	05/15/2024	0.250	2.568	1,222.83	11,240.37	12,463.20
5450	10008	OPER	RRP	11,918,878.85	11,867,081.86	11,918,878.85		5.311	5.310	51,796.99	0.00	51,796.99
700003	10011	OPER	RR2	23,999,608.11	74,678,164.88	23,999,608.11		5.322	4.530	278,024.02	0.00	278,024.02
7828	10012	OPER	RR3	123,334.37	112,526.07	123,334.37				0.00	0.00	0.00
3134GXZT4	10183	OPER	FAC	5,000,000.00	5,000,000.00	5,000,000.00	07/14/2025	4.000	4.056	16,666.67	0.00	16,666.67
31422XMV1	10177	OPER	FAC	5,000,000.00	5,000,000.00	5,000,000.00	10/04/2024	0.500	0.507	2,083.34	0.00	2,083.34
3133EL6U3	10169	OPER	FAC	0.00	5,000,000.00	0.00	09/14/2023	0.280	0.284	505.56	0.00	505.56
3133EL5J9	10167	OPER	FAC	0.00	5,000,000.00	0.00	09/01/2023	0.300		0.00	0.00	0.00
1291-00	10142	OPER	RR5	5,407,924.39	5,384,246.51	5,407,924.39		5.350	5.350	23,677.88	0.00	23,677.88
78015CDJ8	10211	OPER	ACP	10,000,000.00	9,643,500.00	9,690,000.00	04/18/2024		5.867	0.00	46,500.00	46,500.00
87019SYQ1	10203	OPER	ACP	10,000,000.00	9,879,133.33	9,922,300.00	11/24/2023		5.316	0.00	43,166.67	43,166.67
89233GDK9	10212	OPER	ACP	5,000,000.00	4,819,691.67	4,843,108.33	04/19/2024		5.911	0.00	23,416.66	23,416.66
		Subtotal		153,449,745.72	187,357,772.72	151,703,379.17			4.315	476,485.12	178,410.80	654,895.92
Fund: Stabilization												
3133EN6A3	10198	STABL	FAC	10,000,000.00	10,025,417.47	10,024,522.49	01/13/2026	4.000	3.937	33,333.34	-894.98	32,438.36
3130AWER7	10208	STABL	FAC	8,000,000.00	7,994,094.68	7,994,373.67	06/06/2025	4.625	4.735	30,833.34	278.99	31,112.33
3130AWER7	10207	STABL	FAC	2,000,000.00	1,998,512.55	1,998,582.83	06/06/2025	4.625	4.736	7,708.33	70.28	7,778.61
700005	10050	STABL	RR2	12,412,510.13	17,183,998.78	12,412,510.13		5.322	5.020	70,904.41	0.00	70,904.41
62479LD85	10210	STABL	ACP	10,000,000.00	9,657,166.69	9,703,916.69	04/08/2024		5.890	0.00	46,750.00	46,750.00
62479MYQ0	10204	STABL	ACP	10,000,000.00	9,879,133.33	9,922,300.00	11/24/2023		5.316	0.00	43,166.67	43,166.67
21687ADF7	10215	STABL	ACP	5,000,000.00	0.00	4,847,051.39	04/15/2024	5.590	5.852	0.00	4,658.33	4,658.33
		Subtotal		57,412,510.13	56,738,323.50	56,903,257.20			4.993	142,779.42	94,029.29	236,808.71
		Total		374,357,391.62	403,260,031.66	370,538,626.94			4.396	1,037,248.71	431,240.32	1,468,489.03



Collin Co Comm College Dist.
Amortization Schedule
September 1, 2023 - September 30, 2023
Sorted By Fund - Fund

Meeder Public Funds
 901 S. MoPac
 Suite 300
 Austin, TX 78746
 -

Investment #	Maturity Date	Beginning Par Value				Amounts Amortized	Amount Amortized	Amt Amortized	Amount Unamortized	
Issuer	Fund	Amort. Date	Current Rate	Purchase Principal	Original Premium or Discount	Ending Book Value	And Unamortized As of 09/01/2023	This Period Through 09/30/2023	Through 09/30/2023	
Building										
10202 Credit Agricole CP	BLDG	10/27/2023	5,000,000.00	4,830,044.44	-169,955.56	4,981,511.11	130,133.34 -39,822.22	21,333.33	151,466.67	-18,488.89
10197 FFCB Note	BLDG	01/10/2025	5,000,000.00 4.500	5,013,700.00	13,700.00	5,008,745.90	-4,382.48 9,317.52	-571.62	-4,954.10	8,745.90
10196 FHLB Note	BLDG	12/12/2025	10,000,000.00 4.500	10,108,500.00	108,500.00	10,081,581.27	-23,824.62 84,675.38	-3,094.11	-26,918.73	81,581.27
10206 FHLB Call Note	BLDG	09/30/2024	10,000,000.00 2.010	9,613,500.00	-386,500.00	9,714,498.97	77,140.95 -309,359.05	23,858.02	100,998.97	-285,501.03
10209 GTA Funding CP	BLDG	01/10/2024	10,000,000.00	9,727,688.89	-272,311.11	9,843,730.56	69,625.00 -202,686.11	46,416.67	116,041.67	-156,269.44
10205 Royal Bank of Canada CP	BLDG	02/05/2024	10,000,000.00	9,626,122.22	-373,877.78	9,821,494.44	153,205.56 -220,672.22	42,166.66	195,372.22	-178,505.56
10179 T Note	BLDG	08/31/2024	5,000,000.00 1.250	4,860,937.50	-139,062.50	4,946,205.61	80,450.71 -58,611.79	4,817.40	85,268.11	-53,794.39
Subtotal				53,780,493.05	-1,219,506.95	54,397,767.86	482,348.46 -737,158.49	134,926.35	617,274.81	-602,232.14
2020 Bond Series										
10214 Cooperatieve Rabobank CP	BOND20	04/15/2024	5,000,000.00	4,842,393.06	-157,606.94	4,847,051.39	0.00 -157,606.94	4,658.33	4,658.33	-152,948.61
10218 Credit Agricole CP	BOND20	06/18/2024	5,000,000.00	4,792,372.22	-207,627.78	4,796,275.00	0.00 -207,627.78	3,902.78	3,902.78	-203,725.00
10217 ING Funding CP	BOND20	06/14/2024	10,000,000.00	9,590,261.11	-409,738.89	9,598,080.55	0.00 -409,738.89	7,819.44	7,819.44	-401,919.45
Subtotal				19,225,026.39	-774,973.61	19,241,406.94	0.00 -774,973.61	16,380.55	16,380.55	-758,593.06
Debt Service										
10213 Lloyds Bank CP	DS	03/11/2024	8,000,000.00	7,790,186.67	-209,813.33	7,797,680.00	0.00 -209,813.33	7,493.33	7,493.33	-202,320.00
Subtotal				7,790,186.67	-209,813.33	7,797,680.00	0.00 -209,813.33	7,493.33	7,493.33	-202,320.00

Collin Co Comm College Dist.
Amortization Schedule
September 1, 2023 - September 30, 2023

Investment #	Maturity Date	Beginning Par Value				Amounts Amortized				
Issuer	Fund	Amort. Date	Current Rate	Purchase Principal	Original Premium or Discount	Ending Book Value	And Unamortized As of 09/01/2023	Amount Amortized This Period	Amt Amortized Through 09/30/2023	Amount Unamortized Through 09/30/2023
Operating										
10193 FFCB Note	OPER	06/17/2024	5,000,000.00 3.250	4,999,750.00	-250.00	4,999,906.16	145.16 -104.84	11.00	156.16	-93.84
10199 FFCB Note	OPER	11/18/2024	10,000,000.00 4.500	10,031,011.40	31,011.40	10,019,152.72	-10,446.94 20,564.46	-1,411.74	-11,858.68	19,152.72
10201 FFCB Note	OPER	02/02/2026	7,500,000.00 3.875	7,472,550.00	-27,450.00	7,478,624.58	5,312.08 -22,137.92	762.50	6,074.58	-21,375.42
10169 FFCB Call Note	OPER	09/14/2023 09/14/2021	5,000,000.00 0.280	4,995,000.00	-5,000.00	0.00	5,000.00 0.00	0.00	5,000.00	0.00
10216 FHLB Note	OPER	09/11/2026	25,000,000.00 4.625	24,759,469.25	-240,530.75	24,760,823.08	0.00 -240,530.75	1,353.83	1,353.83	-239,176.92
10194 FNMA Note	OPER	04/22/2025	5,000,000.00 0.625	4,673,949.80	-326,050.20	4,812,779.77	128,818.20 -197,232.00	10,011.77	138,829.97	-187,220.23
10200 FNMA Note	OPER	06/17/2025	7,500,000.00 0.500	6,906,450.00	-593,550.00	7,076,820.83	149,761.46 -443,788.54	20,609.37	170,370.83	-423,179.17
10211 Royal Bank of Canada CP	OPER	04/18/2024	10,000,000.00	9,573,750.00	-426,250.00	9,690,000.00	69,750.00 -356,500.00	46,500.00	116,250.00	-310,000.00
10203 Swedbank CP	OPER	11/24/2023	10,000,000.00	9,615,816.67	-384,183.33	9,922,300.00	263,316.66 -120,866.67	43,166.67	306,483.33	-77,700.00
10180 T Note	OPER	11/15/2023	6,000,000.00 0.250	5,808,984.38	-191,015.62	5,984,314.41	164,872.97 -26,142.65	10,457.06	175,330.03	-15,685.59
10181 T Note	OPER	05/15/2024	6,000,000.00 0.250	5,726,484.38	-273,515.62	5,914,947.88	177,223.13 -96,292.49	11,240.37	188,463.50	-85,052.12
10182 T Note	OPER	05/31/2025	5,000,000.00 0.250	4,557,031.25	-442,968.75	4,750,855.69	181,531.13 -261,437.62	12,293.31	193,824.44	-249,144.31
10212 Toyota Motor Credit Corp CP	OPER	04/19/2024	5,000,000.00	4,789,250.00	-210,750.00	4,843,108.33	30,441.67 -180,308.33	23,416.66	53,858.33	-156,891.67
Subtotal				103,909,497.13	-3,090,502.87	100,253,633.45	1,165,725.52 -1,924,777.35	178,410.80	1,344,136.32	-1,746,366.55
Stabilization										
10215 Cooperatieve Rabobank CP	STABL	04/15/2024	5,000,000.00 5.590	4,842,393.06	-157,606.94	4,847,051.39	0.00 -157,606.94	4,658.33	4,658.33	-152,948.61
10198 FFCB Note	STABL	01/13/2026	10,000,000.00 4.000	10,032,100.00	32,100.00	10,024,522.49	-6,682.53 25,417.47	-894.98	-7,577.51	24,522.49
10207 FHLB Note	STABL	06/06/2025	2,000,000.00 4.625	1,998,327.50	-1,672.50	1,998,582.83	185.05 -1,487.45	70.28	255.33	-1,417.17
10208 FHLB Note	STABL	06/06/2025	8,000,000.00 4.625	7,993,360.00	-6,640.00	7,994,373.67	734.68 -5,905.32	278.99	1,013.67	-5,626.33

Collin Co Comm College Dist.
Amortization Schedule
September 1, 2023 - September 30, 2023

<u>Investment #</u>	<u>Maturity Date</u>	<u>Beginning Par Value</u>				<u>Amounts Amortized</u>				
<u>Issuer</u>	<u>Fund</u>	<u>Amort. Date</u>	<u>Current Rate</u>	<u>Purchase Principal</u>	<u>Original Premium or Discount</u>	<u>Ending Book Value</u>	<u>And Unamortized As of 09/01/2023</u>	<u>Amount Amortized This Period</u>	<u>Amt Amortized Through 09/30/2023</u>	<u>Amount Unamortized Through 09/30/2023</u>
Stabilization										
10204 MUFG Bank CP	STABL	11/24/2023	10,000,000.00	9,615,816.67	-384,183.33	9,922,300.00	263,316.66 -120,866.67	43,166.67	306,483.33	-77,700.00
10210 MUFG Bank CP	STABL	04/08/2024	10,000,000.00	9,587,041.70	-412,958.30	9,703,916.69	70,124.99 -342,833.31	46,750.00	116,874.99	-296,083.31
			Subtotal	44,069,038.93	-930,961.07	44,490,747.07	327,678.85 -603,282.22	94,029.29	421,708.14	-509,252.93
			Total	228,774,242.17	-6,225,757.83	226,181,235.32	1,975,752.83 -4,250,005.00	431,240.32	2,406,993.15	-3,818,764.68



**Collin Co Comm College Dist.
Projected Cashflow Report
Sorted by Fund
For the Period October 1, 2023 - April 30, 2024**

Meeder Public Funds
901 S. MoPac
Suite 300
Austin, TX 78746
-

Projected Trans. Date	Investment #	Fund	Security ID	Transaction Type	Issuer	Par Value	Original Cost	Principal	Interest	Total
Building										
10/12/2023	10172	BLDG	3130ALJ70	Call	FHLB Call Note	5,000,000.00	5,000,000.00	5,000,000.00	0.00	5,000,000.00
10/27/2023	10202	BLDG	22533UXT5	Maturity	Credit Agricole CP	5,000,000.00	4,830,044.44	5,000,000.00	0.00	5,000,000.00
11/28/2023	10176	BLDG	3130ANNS5	Call	FHLB Call Note	5,000,000.00	5,000,000.00	5,000,000.00	0.00	5,000,000.00
12/12/2023	10196	BLDG	3130ATUC9	Interest	FHLB Note	0.00	0.00	0.00	225,000.00	225,000.00
12/20/2023	10178	BLDG	3130AQCM3	Interest	FHLB Call Note	0.00	0.00	0.00	25,000.00	25,000.00
12/20/2023	10178	BLDG	3130AQCM3	Call	FHLB Call Note	5,000,000.00	5,000,000.00	5,000,000.00	0.00	5,000,000.00
12/28/2023	10175	BLDG	3130AMT85	Interest	FHLB Call Note	0.00	0.00	0.00	20,000.00	20,000.00
12/28/2023	10175	BLDG	3130AMT85	Call	FHLB Call Note	10,000,000.00	10,000,000.00	10,000,000.00	0.00	10,000,000.00
12/30/2023	10206	BLDG	3130ARD24	Call	FHLB Call Note	10,000,000.00	9,613,500.00	10,000,000.00	0.00	10,000,000.00
01/10/2024	10197	BLDG	3133EN5Q9	Interest	FFCB Note	0.00	0.00	0.00	112,500.00	112,500.00
01/10/2024	10209	BLDG	40060WAA0	Maturity	GTA Funding CP	10,000,000.00	9,727,688.89	10,000,000.00	0.00	10,000,000.00
02/05/2024	10205	BLDG	78009AB52	Maturity	Royal Bank of Canada CP	10,000,000.00	9,626,122.22	10,000,000.00	0.00	10,000,000.00
02/28/2024	10176	BLDG	3130ANNS5	Interest	FHLB Call Note	0.00	0.00	0.00	12,500.00	12,500.00
02/29/2024	10179	BLDG	912828YE4	Interest	T Note	0.00	0.00	0.00	31,250.00	31,250.00
03/12/2024	10172	BLDG	3130ALJ70	Maturity	FHLB Call Note	5,000,000.00	5,000,000.00	5,000,000.00	10,000.00	5,010,000.00
03/31/2024	10206	BLDG	3130ARD24	Interest	FHLB Call Note	0.00	0.00	0.00	101,058.33	101,058.33
Total for Building						65,000,000.00	63,797,355.55	65,000,000.00	537,308.33	65,537,308.33
2020 Bond Series										
04/15/2024	10214	BOND20	21687ADF7	Maturity	Cooperatieve Rabobank CP	5,000,000.00	4,842,393.06	5,000,000.00	0.00	5,000,000.00
Total for 2020 Bond Series						5,000,000.00	4,842,393.06	5,000,000.00	0.00	5,000,000.00
Debt Service										
03/11/2024	10213	DS	53948ACB5	Maturity	Lloyds Bank CP	8,000,000.00	7,790,186.67	8,000,000.00	0.00	8,000,000.00
Total for Debt Service						8,000,000.00	7,790,186.67	8,000,000.00	0.00	8,000,000.00
Operating										
10/04/2023	10177	OPER	31422XMV1	Interest	FRMAC Call Note	0.00	0.00	0.00	12,500.00	12,500.00
10/04/2023	10177	OPER	31422XMV1	Call	FRMAC Call Note	5,000,000.00	5,000,000.00	5,000,000.00	0.00	5,000,000.00
10/14/2023	10183	OPER	3134GXZT4	Call	FHLMC Call Note	5,000,000.00	5,000,000.00	5,000,000.00	0.00	5,000,000.00
10/22/2023	10194	OPER	3135G03U5	Interest	FNMA Note	0.00	0.00	0.00	15,625.00	15,625.00
11/15/2023	10180	OPER	91282CAW1	Maturity	T Note	6,000,000.00	5,808,984.38	6,000,000.00	7,500.00	6,007,500.00
11/15/2023	10181	OPER	91282CCC3	Interest	T Note	0.00	0.00	0.00	7,500.00	7,500.00

Portfolio CCCC
AP

Collin Co Comm College Dist.
Projected Cashflow Report
For the Period October 1, 2023 - April 30, 2024

Projected Trans. Date	Investment #	Fund	Security ID	Transaction Type	Issuer	Par Value	Original Cost	Principal	Interest	Total
Operating										
11/18/2023	10199	OPER	3133ENZ94	Interest	FFCB Note	0.00	0.00	0.00	225,000.00	225,000.00
11/24/2023	10203	OPER	87019SYQ1	Maturity	Swedbank CP	10,000,000.00	9,615,816.67	10,000,000.00	0.00	10,000,000.00
11/30/2023	10182	OPER	912828ZT0	Interest	T Note	0.00	0.00	0.00	6,250.00	6,250.00
12/17/2023	10193	OPER	3133ENYX2	Interest	FFCB Note	0.00	0.00	0.00	81,250.00	81,250.00
12/17/2023	10200	OPER	3135G04Z3	Interest	FNMA Note	0.00	0.00	0.00	18,750.00	18,750.00
01/14/2024	10183	OPER	3134GXZT4	Interest	FHLMC Call Note	0.00	0.00	0.00	100,000.00	100,000.00
02/02/2024	10201	OPER	3133EN7J3	Interest	FFCB Note	0.00	0.00	0.00	145,312.50	145,312.50
03/11/2024	10216	OPER	3130AWTQ3	Interest	FHLB Note	0.00	0.00	0.00	696,961.81	696,961.81
04/04/2024	10177	OPER	31422XMV1	Interest	FRMAC Call Note	0.00	0.00	0.00	12,500.00	12,500.00
04/18/2024	10211	OPER	78015CDJ8	Maturity	Royal Bank of Canada CP	10,000,000.00	9,573,750.00	10,000,000.00	0.00	10,000,000.00
04/19/2024	10212	OPER	89233GDK9	Maturity	Toyota Motor Credit Corp CP	5,000,000.00	4,789,250.00	5,000,000.00	0.00	5,000,000.00
04/22/2024	10194	OPER	3135G03U5	Interest	FNMA Note	0.00	0.00	0.00	15,625.00	15,625.00
Total for Operating						41,000,000.00	39,787,801.05	41,000,000.00	1,344,774.31	42,344,774.31
Stabilization										
11/24/2023	10204	STABL	62479MYQ0	Maturity	MUFG Bank CP	10,000,000.00	9,615,816.67	10,000,000.00	0.00	10,000,000.00
12/06/2023	10207	STABL	3130AWER7	Interest	FHLB Note	0.00	0.00	0.00	44,708.33	44,708.33
12/06/2023	10208	STABL	3130AWER7	Interest	FHLB Note	0.00	0.00	0.00	178,833.33	178,833.33
01/13/2024	10198	STABL	3133EN6A3	Interest	FFCB Note	0.00	0.00	0.00	200,000.00	200,000.00
04/08/2024	10210	STABL	62479LD85	Maturity	MUFG Bank CP	10,000,000.00	9,587,041.70	10,000,000.00	0.00	10,000,000.00
04/15/2024	10215	STABL	21687ADF7	Maturity	Cooperatieve Rabobank CP	5,000,000.00	4,842,393.06	5,000,000.00	0.00	5,000,000.00
Total for Stabilization						25,000,000.00	24,045,251.43	25,000,000.00	423,541.66	25,423,541.66
GRAND TOTALS:						144,000,000.00	140,262,987.76	144,000,000.00	2,305,624.30	146,305,624.30

Disclosures



Meeder Public Funds, Inc., is a registered investment adviser with the Securities and Exchange Commission (SEC) under the Investment Advisers Act of 1940. Registration with the SEC does not imply a certain level of skill or training. The opinions expressed in this presentation are those of Meeder Public Funds, Inc. The material presented has been derived from sources considered to be reliable, but the accuracy and completeness cannot be guaranteed.

Meeder provides monthly statements for its investment management clients to provide information about the investment portfolio. The information should not be used for audit or confirmation purposes. Please review your custodial statements and report any inaccuracies or discrepancies.

Certain information and data have been supplied by unaffiliated third parties. Although Meeder believes the information is reliable, it cannot warrant the accuracy of information offered by third parties. Market value may reflect prices received from pricing vendors when current market quotations are not available. Prices may not reflect firm bids or offers and may differ from the value at which the security can be sold.

Statements may include positions from unmanaged accounts provided for reporting purposes. Unmanaged accounts are managed directly by the client and are not included in the accounts managed by the investment adviser. This information is provided as a client convenience and the investment adviser assumes no responsibility for performance of these accounts or the accuracy of the data reported.

Investing involves risk. Past performance is no guarantee of future results. Debt and fixed income securities are subject to credit and interest rate risk. The investment return and principal value of an investment will fluctuate so that an investors shares, when redeemed, may be worth more or less than their original cost. Current performance may be lower or higher than the performance data quoted.

Investment advisory services are provided through Meeder Public Funds, Inc. Please contact us if you would like to receive a copy of our current ADV disclosure brochure or privacy policy.

Meeder Public Funds

Barton Oaks Plaza I
901 S. MoPac Expy
Suite 300
Austin, Texas
78746

866.633.3371