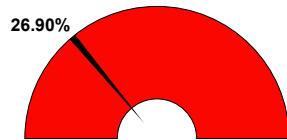


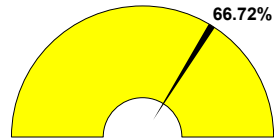
General Fund | Revenue Dashboard

For the Period Ending February 28, 2020

Projected Year End Fund Balance as % of Budgeted Revenues

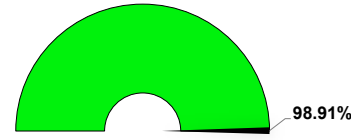


Actual YTD Revenues



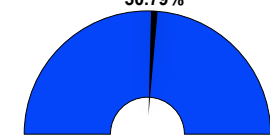
Projected YTD Revenues
80.97%

Actual YTD Local Sources



Projected YTD Local Sources
93.13%

Actual YTD State Sources

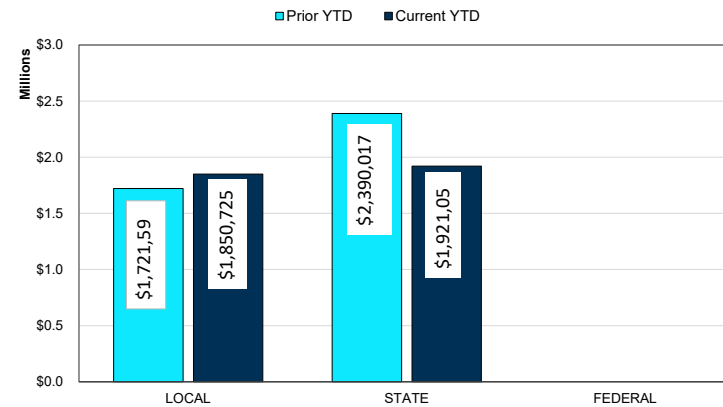


Projected YTD State Sources
74.96%

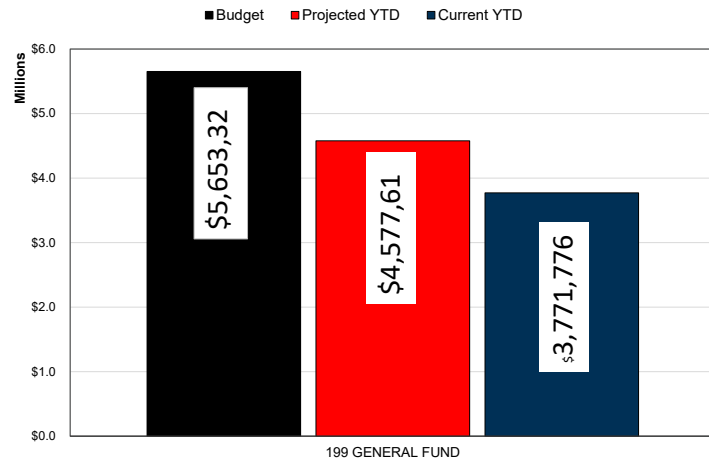
Top 10 Sources of Revenue Year-to-Date

Foundation Entitlements	\$1,711,927
Taxes-Current Year Levy	\$1,697,256
Trs/Trs Care On-Behalf Payment	\$152,834
Taxes, Prior Years	\$80,075
Per Capita Apportionment	\$49,197
Athletic Activity	\$23,098
Earnings Temp Deposits/Invest	\$17,608
Rent	\$16,600
Penalties-Interest-Oth Tax Rev	\$9,942
Sp Ed Funds	\$7,092
Percent of Total Revenues YTD	99.84%

Revenue by Source



Revenue Comparison



Revenue by Source

