

Policy Council Budget

December 2025

Percent of Grant Year: 50%

Category	2025-2026 Budget	Year-To-Date Spent	Month-To-Date Spent	Description
Policy Council Training	\$7,000	\$2,845	\$0	
Class Officer Training	\$0	\$0	\$0	
Policy Council Materials	\$2,000	\$341	\$341	
Child Care	\$0	\$0	\$0	
Policy Council Meals	\$4,000	\$2,482	\$710	
Parent Travel	\$0	\$0	\$0	
Total	\$13,000	\$5,669	\$1,051	
% Spent to Date		44%		

Early Head Start Budget Report

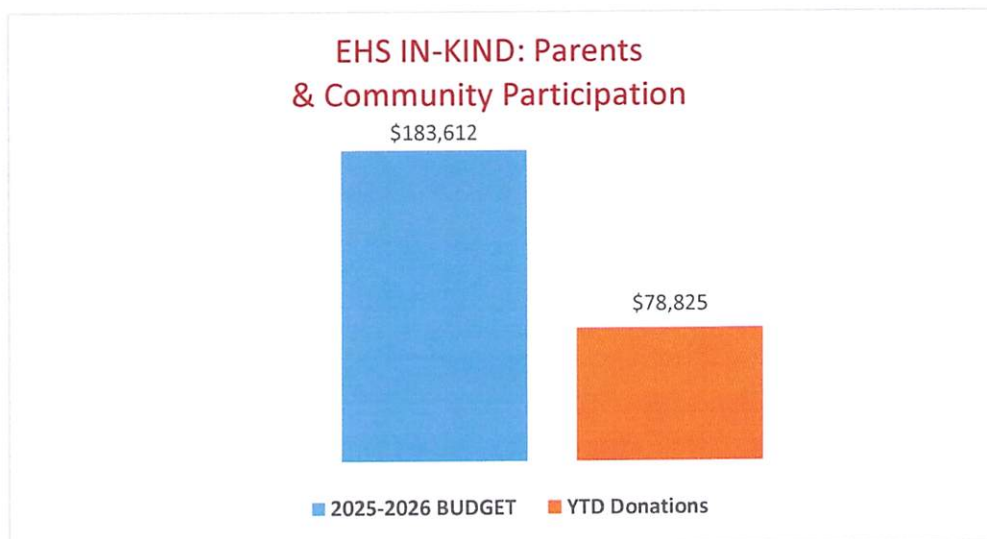
DEC-25

Percent of Grant Year: 50%

Account Category	2025-2026 BUDGET	YTD Spent	% Spent
Salaries	\$1,055,281	\$505,096	48%
Benefits	\$534,746	\$259,467	49%
Operations	\$89,989	\$24,947	28%
Training/Prof. Dev	\$31,952	\$4,104	13%
TOTAL	\$1,711,968	\$793,613	46%

EHS IN-KIND

Description	2025-2026 BUDGET	YTD Donations	% Donated
Parent Volunteers/Comm Volunteers	\$183,612	\$78,825	43%
Professional Services	\$21,825	\$3,750	17%
Ind. Costs	\$222,556	\$111,278	50%
TOTAL	\$427,993	\$193,853	45%



Head Start Budget Report December-25

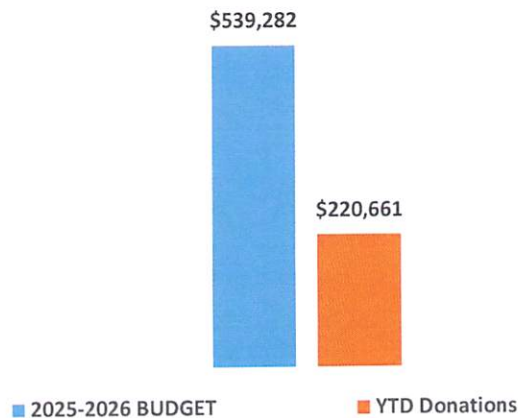
Percent of Grant Year: 50%

Account Category	2025-2026 BUDGET	YTD Spent	% Spent
Salaries	\$3,087,598	\$1,398,552	45%
Benefits	\$1,719,723	\$856,703	50%
Operations	\$370,364	\$105,744	29%
Training/Prof. Dev	\$44,144	\$16,616	38%
TOTAL	\$5,221,828	\$2,377,614	46%

HS IN-KIND

Donation	2025-2026 BUDGET	YTD Donations	% Donated
Parent Volunteers/Comm Volunteers	\$539,282	\$220,661	41%
Professional Services	\$87,375	\$48,450	55%
Ind. Costs	\$678,838	\$339,419	50%
TOTAL	\$1,305,495	\$608,530	47%

HS IN-KIND: Parents & Community Participation





Davis Head Start/Early Head Start

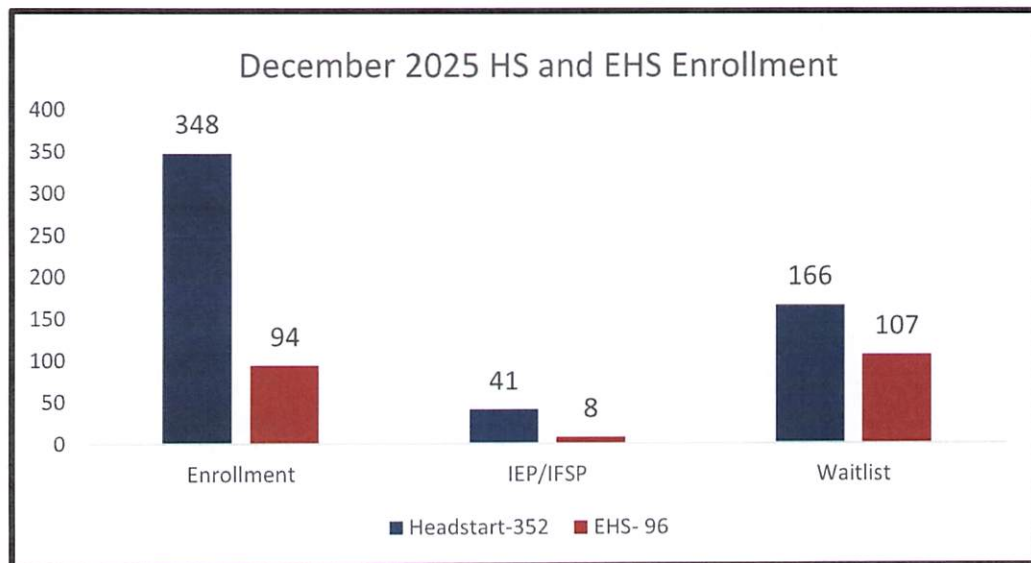
USDA Reimbursement Report December 2025

Head Start

Monthly Reimbursement	\$ 383.04
Year to date Reimbursement	\$ 1829.52

Early Head Start

Monthly Reimbursement	\$ 536.73
Year to date Reimbursement	\$ 3837.92



HS Enrollment	348
HS IEP	41
HS Waitlist	166

EHS Enrollment	94
EHS IFSP	8
EHS Waitlist	107

Attendance	
Head Start	82%
EHS Center-Based	79%
EHS Home Visits	84%
EHS Play Groups	33%