



Progress Monitoring

November 2024



Goal 2: Percentage of students at the Meets level on the 3rd grade STAAR reading exam increases from 25.0% in May 2019 to 65.0% by May 2025.

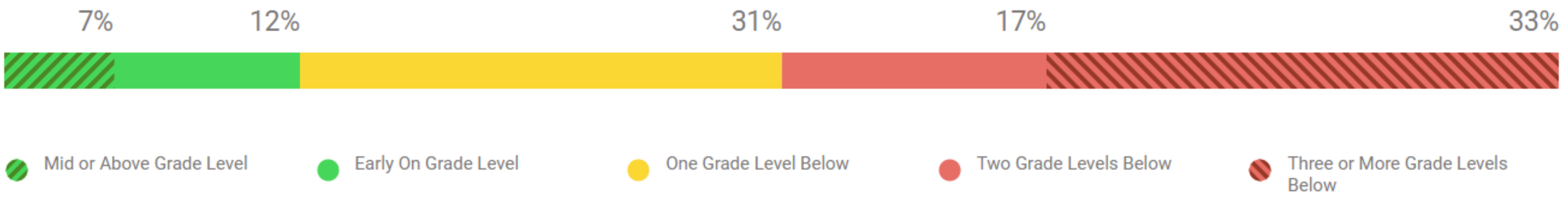


PROGRESS MONITORING

NOVEMBER 2024



Beginning of the Year Grade Levels



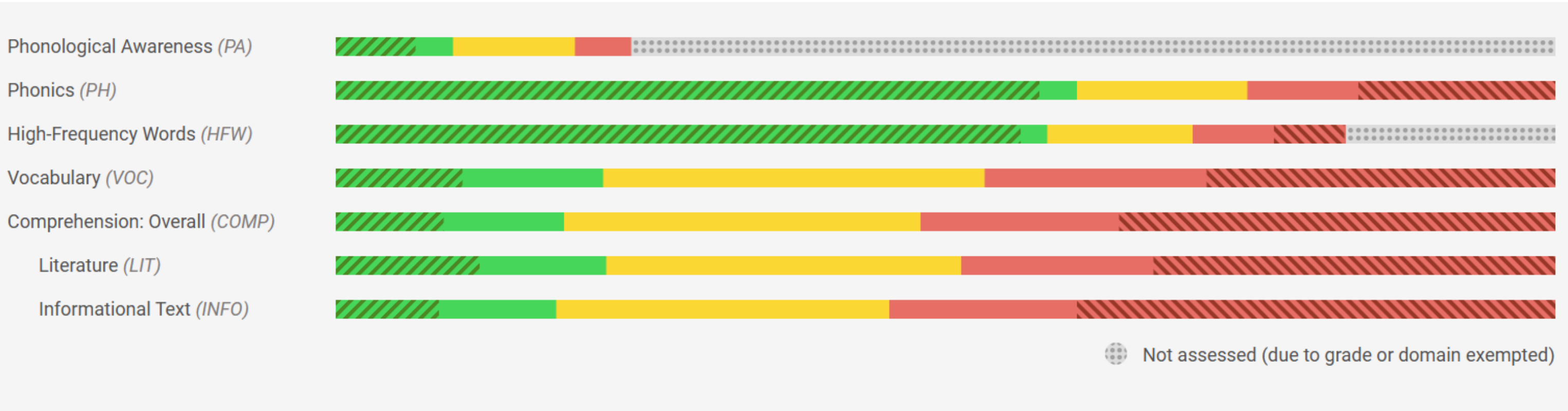
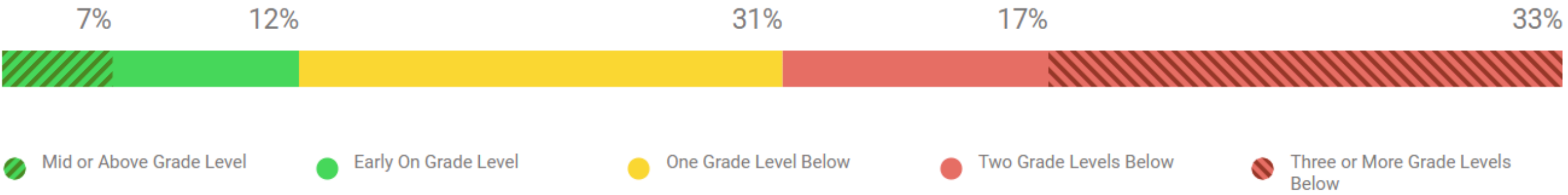
Grade	Overall Grade-Level Placement	Mid or Above Grade Level	Early On Grade Level	One Grade Level Below	Two Grade Levels Below	Three or More Grade Levels Below
Grade K		7%	25%	68%	0%	0%
Grade 1		7%	9%	72%	12%	0%
Grade 2		7%	10%	36%	47%	0%
Grade 3		7%	20%	26%	28%	19%

PROGRESS MONITORING

NOVEMBER 2024



Beginning of the Skill Year Levels



Not assessed (due to grade or domain exempted)

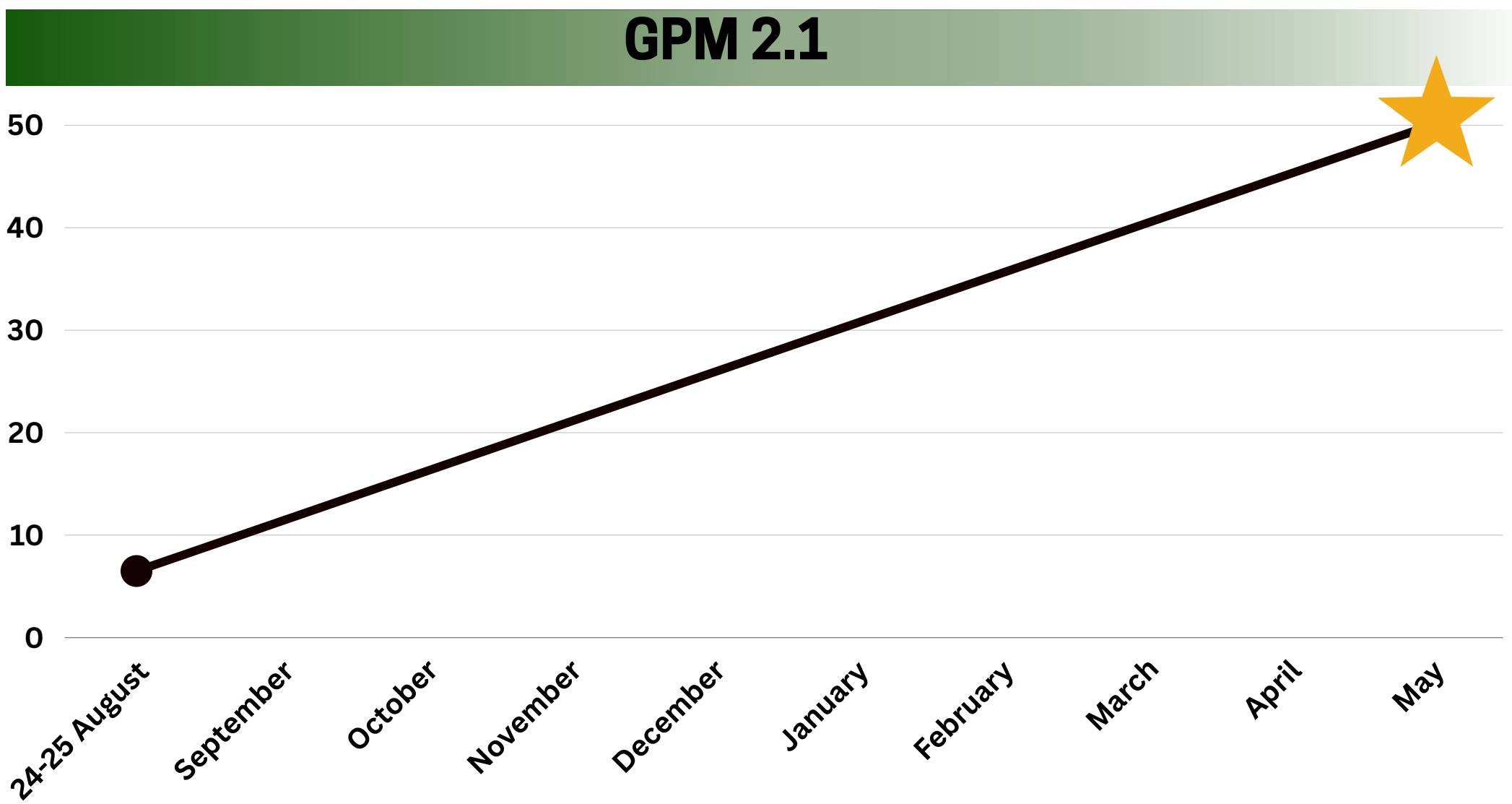
PROGRESS MONITORING

NOVEMBER 2024



GPM 2.1: The average percentage of Kindergarten students that are meeting mid-on grade level on the iReady Reading EOY diagnostic assessment will increase from 35% in May of 2024 to 50% by May of 2025.

Goal 2: Percentage of students at the Meets level on the 3rd grade STAAR reading exam increases from 25.0% in May 2019 to 65.0% by May 2025.



Progress	
BOY	ANNUAL TARGET
6.5%	50%

We are **off track** to meet and surpass the yearly target of 50% by May of 2025

	24-25 BOY Total # of TESTED	Total Mid or Above Grade Level	24-25 BOY % of Student On Track	24-25 Annual Target %	% Distance from Annual Target
ALL	307	20	6.5%	50%	-43.5%
BLACK	226	15	6.6%	50%	-43.4%
HISPANIC	68	4	5.9%	50%	-44.1%
Two or More	*	*	*	*	*
WHITE	*	*	*	*	*
SPED	17	1	5.9%	50%	-44.1%
ECODIS	194	10	5.2%	50%	-44.8%
EB	42	3	7.1%	50%	-42.9%

Key
At or Above EOY Target
Less than or equal to 5% below EOY Target
More than 5% below EOY Target
* Board Target not set 10 students or less

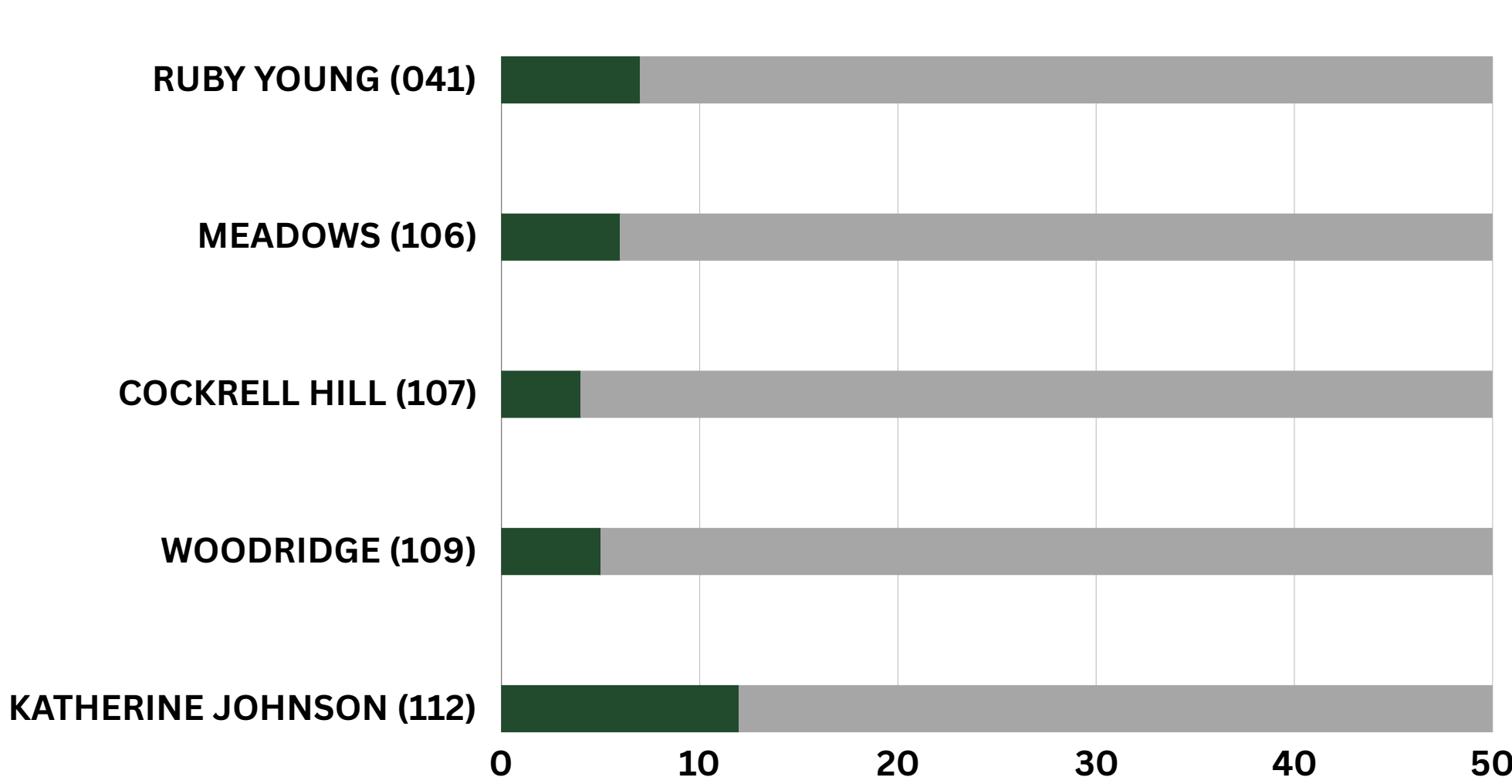
PROGRESS MONITORING

NOVEMBER 2024

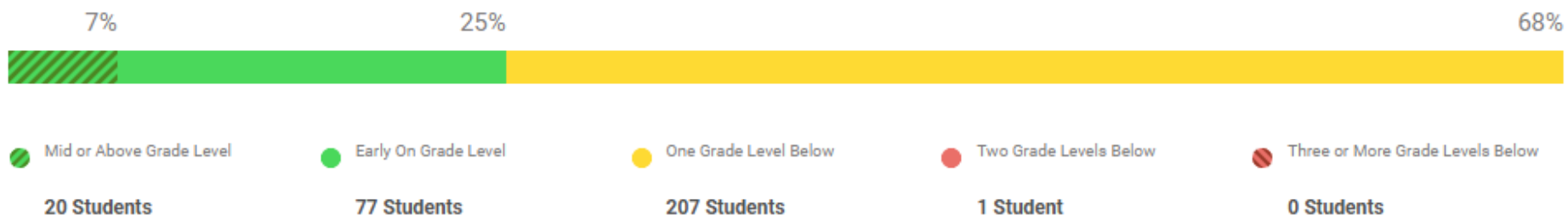


GPM 2.1: The average percentage of Kindergarten students that are meeting mid-on grade level on the iReady Reading EOY diagnostic assessment will increase from 35% in May of 2024 to 50% by May of 2025.

GPM 2.1



CAMPUS	24-25 BOY Total # of TESTED	Total Mid or Above Grade Level	24-25 BOY % of Student On Track	24-25 Annual Target %	% Distance from Annual Target
RUBY YOUNG	27	2	7%	50%	-43%
MEADOWS	31	2	6%	50%	-44%
COCKRELL HILL	114	5	4%	50%	-46%
WOODRIDGE	77	4	5%	50%	-45%
KATHERINE JOHNSON	58	7	12%	50%	-38%



PROGRESS MONITORING

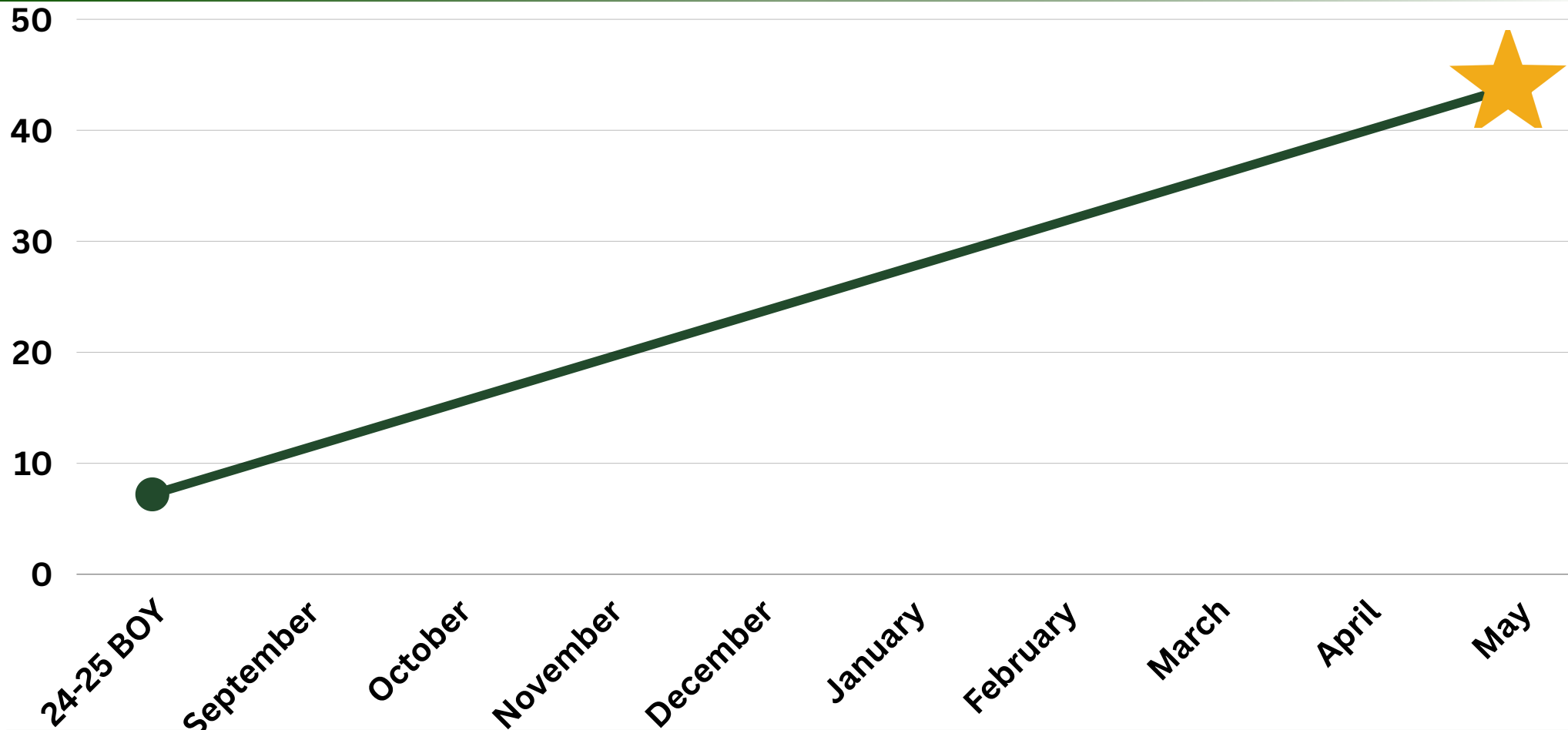
NOVEMBER 2024



GPM 2.2: The average percentage of first grade students that are meeting mid-on grade level on the iReady EOY Reading diagnostic assessment will increase from 33% in May of 2024 to 44% in May of 2025.

Goal 2: Percentage of students at the Meets level on the 3rd grade STAAR reading exam increases from 25.0% in May 2019 to 65.0% by May 2025.

GPM 2.2



Progress	
BOY	ANNUAL TARGET
7.2%	44%

We are **off track** to meet and surpass the yearly target of **44%** by **May of 2025**

	24-25 BOY Total # of TESTED	Total Mid or Above Grade Level	24-25 BOY % of Student On Track	24-25 Annual Target %	% Distance from Annual Target
ALL	304	22	7.2%	44%	-36.8%
BLACK	197	15	7.6%	44%	-36.4%
HISPANIC	87	5	5.7%	44%	-38.3%
Two or More	*	*	*	44%	*
WHITE	*	*	*	44%	*
SPED	27	2	7.4%	44%	-36.6%
ECODIS	159	8	5.0%	44%	-39.0%
EB	45	1	2.2%	44%	-41.8%

Key
At or Above EOY Target
Less than or equal to 5% below EOY Target
More than 5% below EOY Target
* Board Target not set 10 students or less

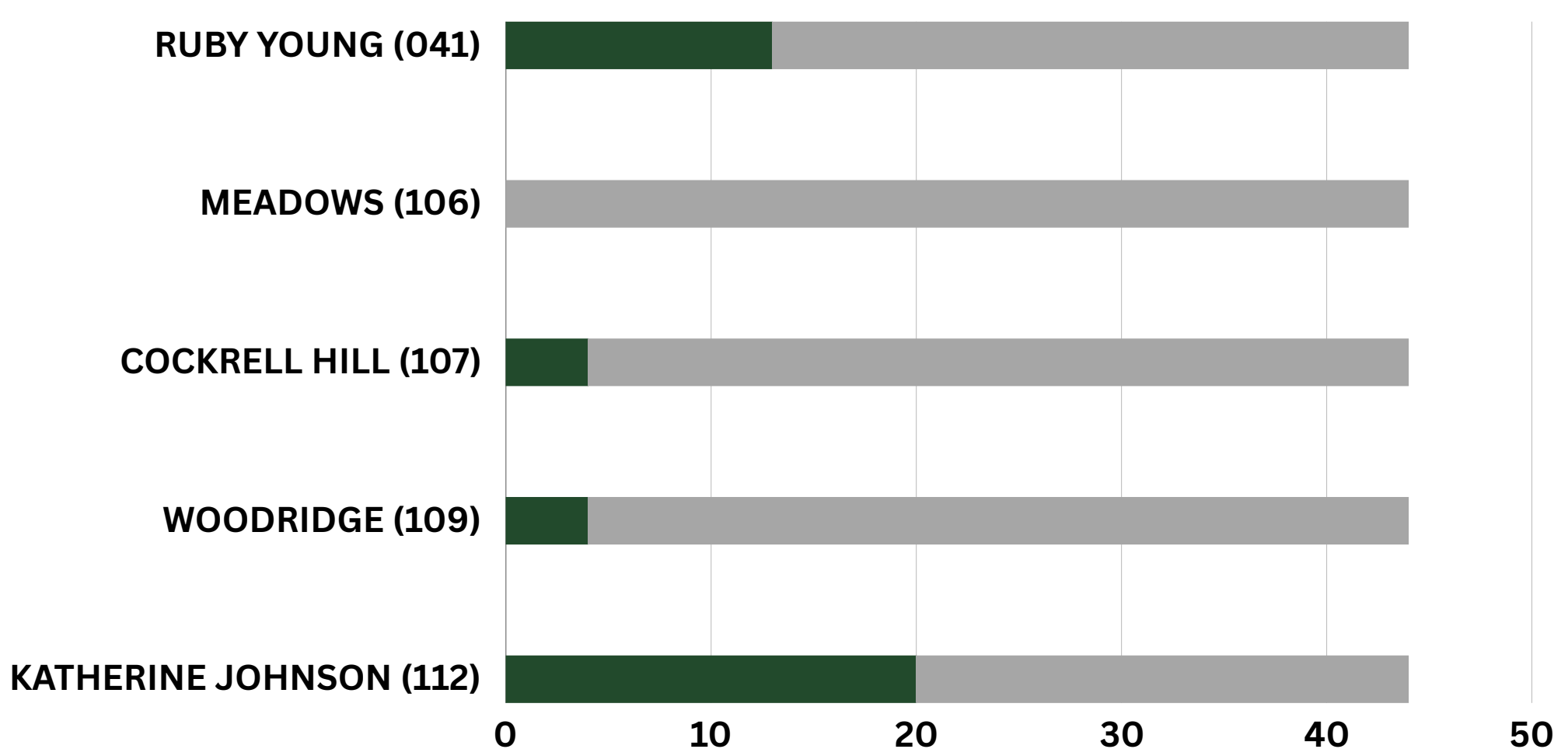
PROGRESS MONITORING

NOVEMBER 2024

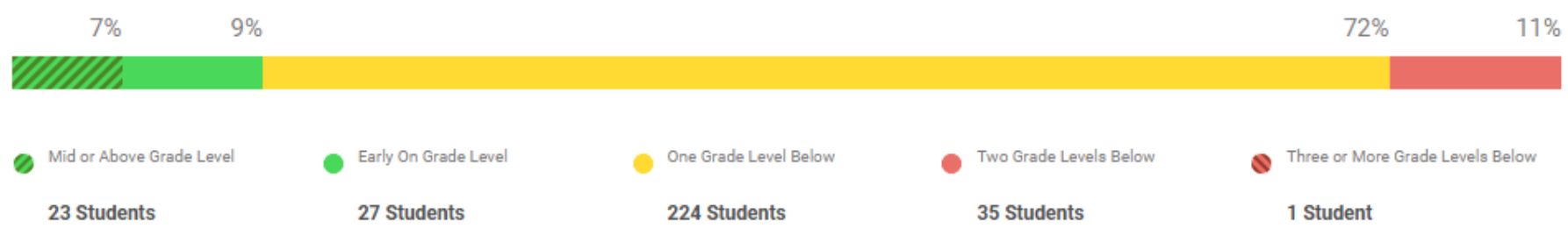


GPM 2.2: The average percentage of first grade students that are meeting mid-on grade level on the iReady EOY Reading diagnostic assessment will increase from 33% in May of 2024 to 44% in May of 2025.

GPM 2.2



CAMPUS	24-25 BOY Total # of TESTED	Total Mid or Above Grade Level	24-25 BOY % of Student On Track	24-25 Annual Target %	% Distance from Annual Target
RUBY YOUNG	15	2	13%	44%	-31%
MEADOWS	23	0	0%	44%	-44%
COCKRELL HILL	120	5	4%	44%	-40%
WOODRIDGE	92	4	4%	44%	-40%
KATHERINE JOHNSON	54	11	20%	44%	-24%



Key
At or Above EOY Target
Less than or equal to 5% below EOY Target
More than 5% below EOY Target
* Board Target not set 10 students or less

PROGRESS MONITORING

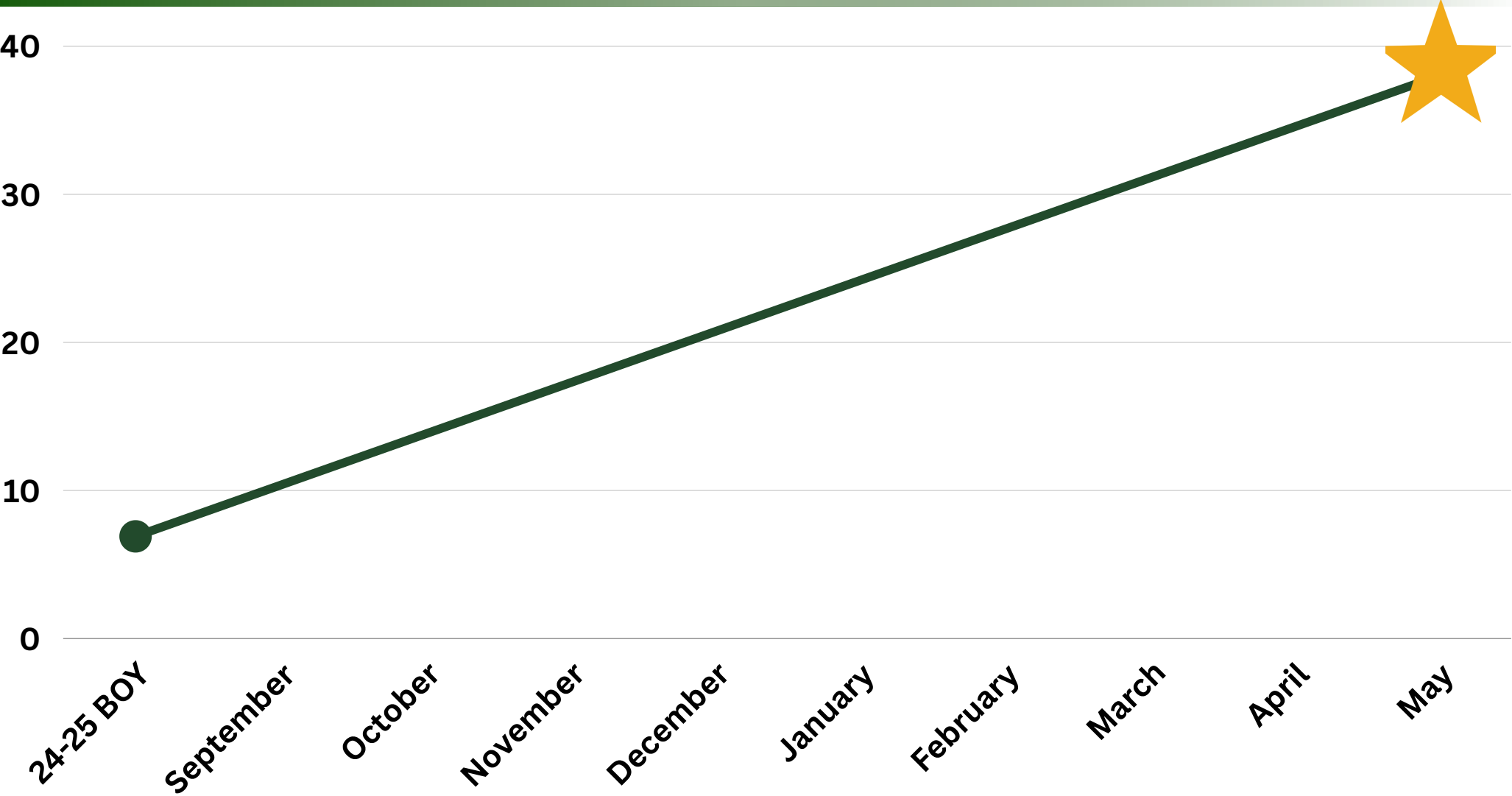
NOVEMBER 2024



GPM 2.3: The average percentage of second grade students that meet mid-on grade level on the iReady reading EOY diagnostic assessment will increase from 22% in May of 2024 to 38% in May of 2025.

Goal 2: Percentage of students at the Meets level on the 3rd grade STAAR reading exam increases from 25.0% in May 2019 to 65.0% by May 2025.

GPM 2.3



Progress	
BOY	ANNUAL TARGET
6.9%	38%

We are **off track** to meet and surpass the yearly target of 38% by May of 2025

	24-25 BOY Total # of TESTED	Total Mid or Above Grade Level	24-25 BOY % of Student On Track	24-25 Annual Target %	% Distance from Annual Target
ALL	332	23	6.9%	38%	-31.1%
BLACK	223	13	5.8%	38%	-32.2%
HISPANIC	87	8	9.2%	38%	-28.8%
Two or More	14	2	14.3%	38%	-23.7%
WHITE	*	*	*	*	*
SPED	44	1	2.3%	38%	-35.7%
ECODIS	185	8	4.3%	38%	-33.7%
EB	52	5	9.6%	38%	-28.4%

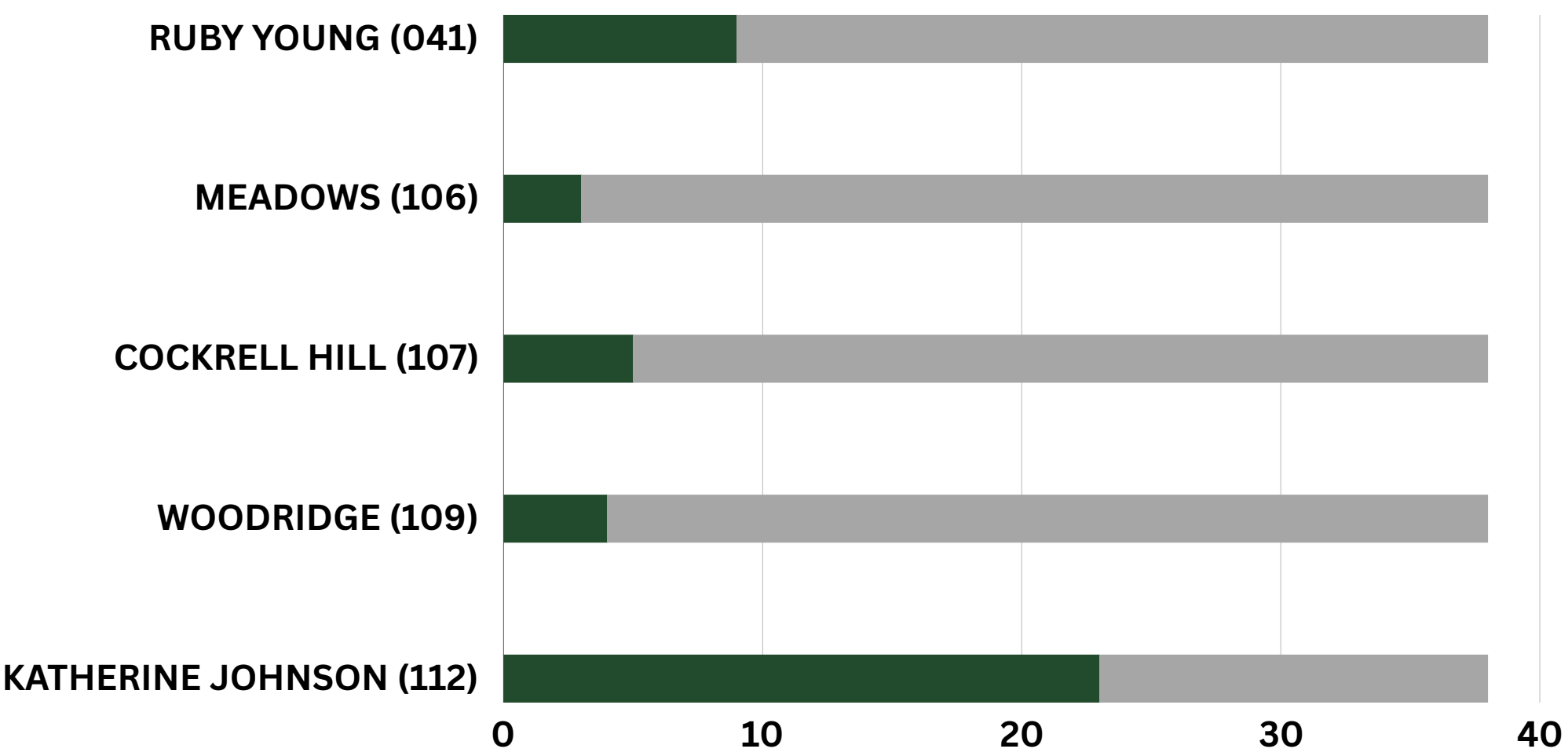
PROGRESS MONITORING

NOVEMBER 2024



GPM 2.3: The average percentage of second grade students that meet mid-on grade level on the iReady reading EOY diagnostic assessment will increase from 22% in May of 2024 to 38% in May of 2025.

GPM 2.3



CAMPUS	24-25 BOY Total # of TESTED	Total Mid or Above Grade Level	24-25 BOY % of Student On Track	24-25 Annual Target %	% Distance from Annual Target
RUBY YOUNG	22	2	9%	38%	-29%
MEADOWS	34	1	3%	38%	-35%
COCKRELL HILL	132	7	5%	38%	-33%
WOODRIDGE	104	4	4%	38%	-34%
KATHERINE JOHNSON	40	9	23%	38%	-16%

