
Deep Dive Summative Designations



Illinois State Board of Education
August 10, 2018



Illinois
State Board of
Education

Whole Child • Whole School • Whole Community

What is a Summative Designation?

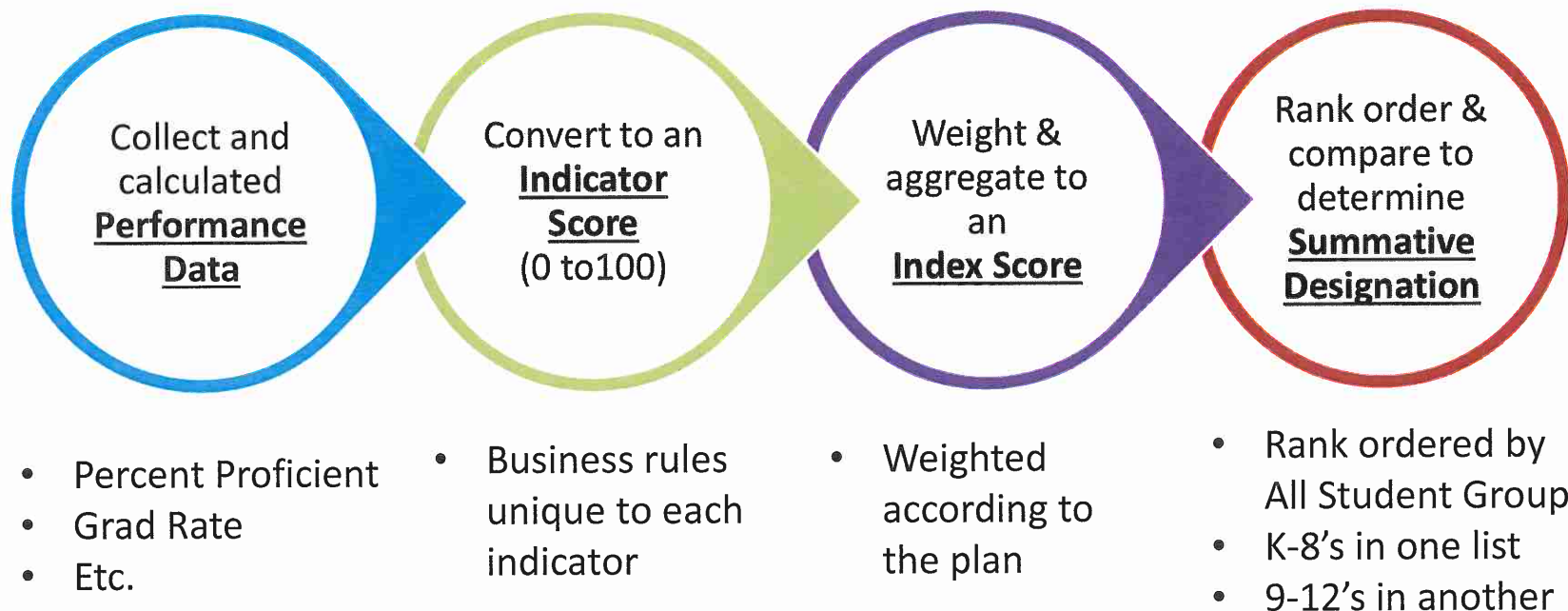
- Primary mechanism for school accountability under ESSA
- Multiple measures Index of academic achievement and student success
- Developed in deep collaboration with stakeholders throughout the state
- Designed to **identify schools for supports and improvement**
 - Including schools with subgroups needing support in otherwise high performing schools

What are the Designations?

5

Exemplary	Schools performing in the top 10 percent of schools statewide, with no underperforming student groups .
Commendable	A school that has no underperforming student groups , a graduation rate greater than 67 percent, and whose performance is not in the top 10 percent of schools statewide.
Underperforming	A school in which one or more student groups is performing at or below the level of the “all students” group in the lowest performing 5 percent of schools.
Lowest Performing	A school that is in the lowest-performing 5 percent of schools in Illinois and any high school with a graduation rate of 67 percent or less .

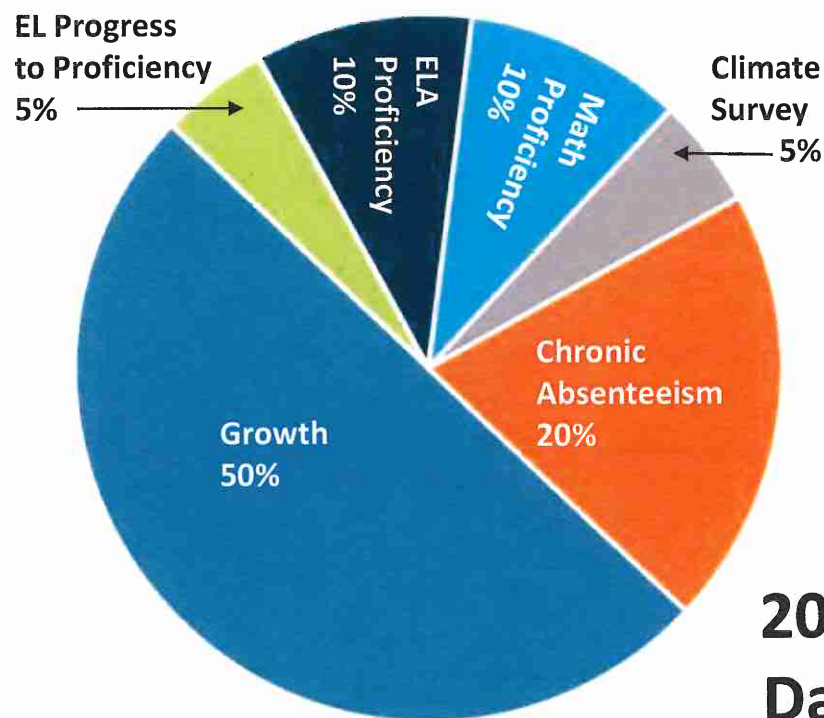
4 Step Process



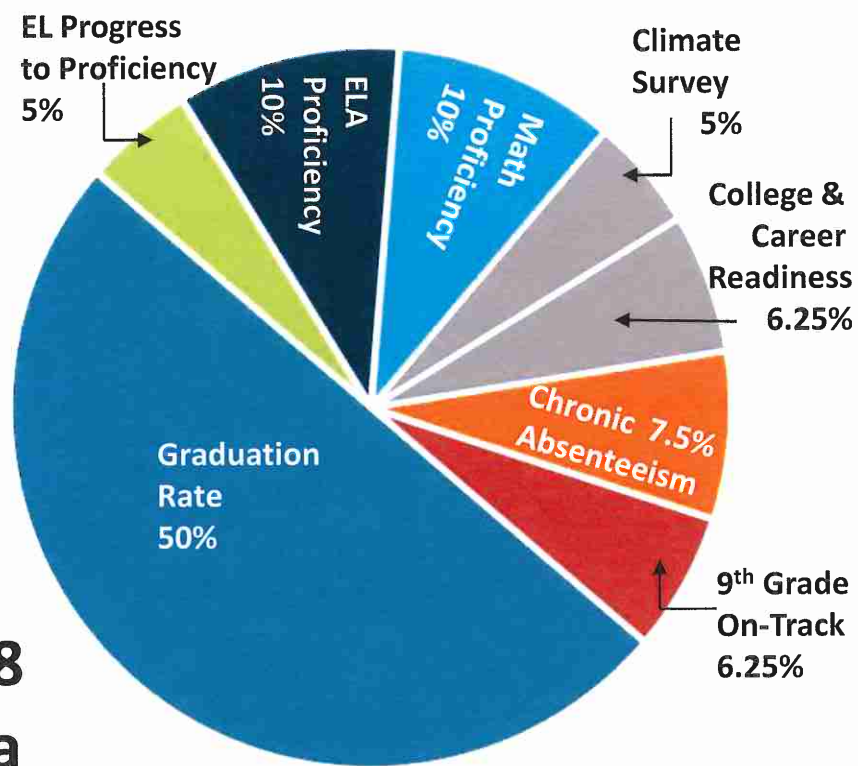
Official Designation Indicators

15

K-8 Band



9-12 Band



Illinois
State Board of
Education

Whole Child • Whole School • Whole Community

decoding





SUPPORT & ACCOUNTABILITY

DESIGNATIONS / REPORT CARD / IL-EMPOWER



Transparent Designations

Every school receives an annual designation on the Illinois Report Card. The designation is based on the school's overall data for all of the accountability indicators, as well as the data for individual student groups.

Exemplary	<ul style="list-style-type: none"> ■ Performance in the top 10% of all schools ■ High schools with graduation rate higher than 67% ■ No underperforming student groups at or below the "all students" group in the lowest-performing 5% of all schools <p> Eligible to apply to serve as an IL-EMPOWER Learning Partner</p>																
Commendable	<ul style="list-style-type: none"> ■ Performance not in the top 10% of all schools ■ High schools with graduation rate higher than 67% ■ No underperforming student groups at or below the "all students" group in the lowest-performing 5% of all schools <p> Eligible to apply to serve as an IL-EMPOWER Learning Partner</p>																
Underperforming	<ul style="list-style-type: none"> ■ One or more student groups underperforming at or below the "all students" group in the lowest-performing 5% of all schools; groups must have at least 20 students in at least three indicators <table border="0"> <thead> <tr> <th data-bbox="545 1318 745 1344">STUDENT GROUPS</th><th data-bbox="930 1318 1243 1344">RACIAL AND ETHNIC GROUPS</th></tr> </thead> <tbody> <tr> <td data-bbox="561 1350 870 1404">– Economically disadvantaged students</td><td data-bbox="967 1350 1175 1375">○ Hispanic or Latino</td></tr> <tr> <td data-bbox="561 1411 837 1436">– Students with disabilities</td><td data-bbox="967 1381 1300 1407">○ American Indian or Alaska Native</td></tr> <tr> <td data-bbox="561 1442 821 1497">– <i>Students formerly with a disability (coming soon)</i></td><td data-bbox="967 1413 1049 1438">○ Asian</td></tr> <tr> <td data-bbox="561 1503 753 1528">– English Learners</td><td data-bbox="967 1444 1252 1470">○ Black or African American</td></tr> <tr> <td data-bbox="561 1535 829 1560">– Former English Learners</td><td data-bbox="967 1476 1398 1501">○ Native Hawaiian or Other Pacific Islander</td></tr> <tr> <td></td><td data-bbox="967 1507 1049 1533">○ White</td></tr> <tr> <td></td><td data-bbox="967 1539 1182 1564">○ Two or More Races</td></tr> </tbody> </table> <p> Completes a Work Plan for School Improvement and may choose to receive targeted support through IL-EMPOWER process</p>	STUDENT GROUPS	RACIAL AND ETHNIC GROUPS	– Economically disadvantaged students	○ Hispanic or Latino	– Students with disabilities	○ American Indian or Alaska Native	– <i>Students formerly with a disability (coming soon)</i>	○ Asian	– English Learners	○ Black or African American	– Former English Learners	○ Native Hawaiian or Other Pacific Islander		○ White		○ Two or More Races
STUDENT GROUPS	RACIAL AND ETHNIC GROUPS																
– Economically disadvantaged students	○ Hispanic or Latino																
– Students with disabilities	○ American Indian or Alaska Native																
– <i>Students formerly with a disability (coming soon)</i>	○ Asian																
– English Learners	○ Black or African American																
– Former English Learners	○ Native Hawaiian or Other Pacific Islander																
	○ White																
	○ Two or More Races																
Lowest-Performing	<ul style="list-style-type: none"> ■ In the lowest-performing 5% of Title I eligible schools statewide ■ High schools with graduation rate at or below 67% <p> Completes a Work Plan for School Improvement and receives comprehensive support through IL-EMPOWER process</p>																



Illinois
State Board of
Education

Visit

isbe.net/support

