

# Morton 201 Technology & Trade Center

*Project Update*



# PROJECT

## OVERVIEW

### *Context & Vision*

- Community need and workforce alignment
- Purpose and long-term vision of the TTC

### *Work Completed to Date*

- Site and property acquisition
- Student interest and labor-market analysis
- Program selection and scope definition
- Architectural procurement and early design work
- Research, benchmarking, and operational modeling

### *Current Phase*

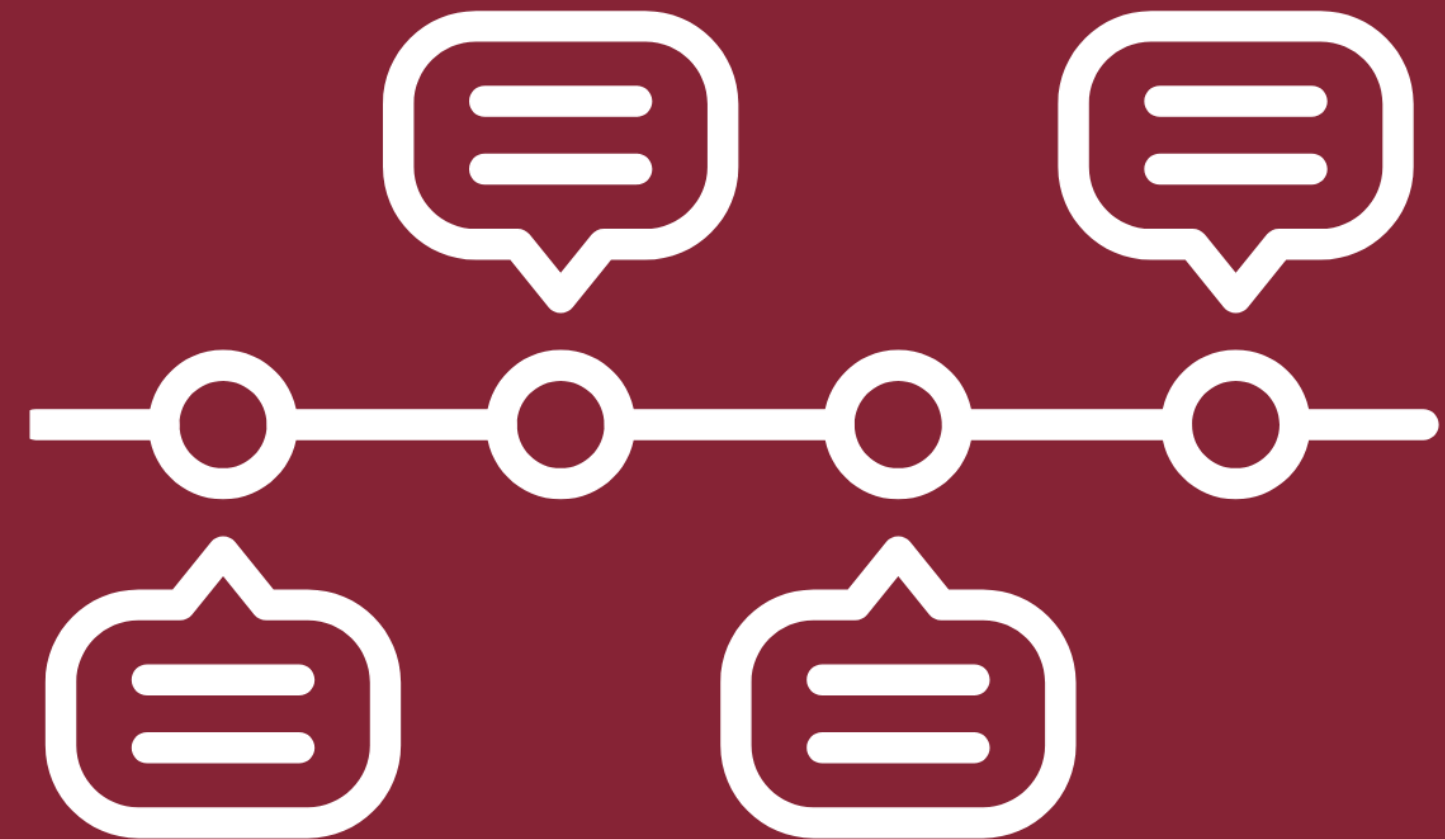
- Design programming with educators and industry partners

### *What's Next*

- Construction Manager procurement
- Cost validation, scheduling, and phasing

### *Looking Ahead*

- Project timeline and August 2028 target opening



# CONTEXT & VISION

- Community Context
- Community Workforce Reality
- Why the TTC
- Vision of the TTC



TECC W Lewisville TX

# COMMUNITY

## CONTEXT

### *Community Context*

- Cicero, Berwyn, Stickney, Lyons, Forest View, and McCook
- Densely populated, working-class communities
- Household incomes below regional averages
- Most adult residents hold a high school diploma as their highest credential

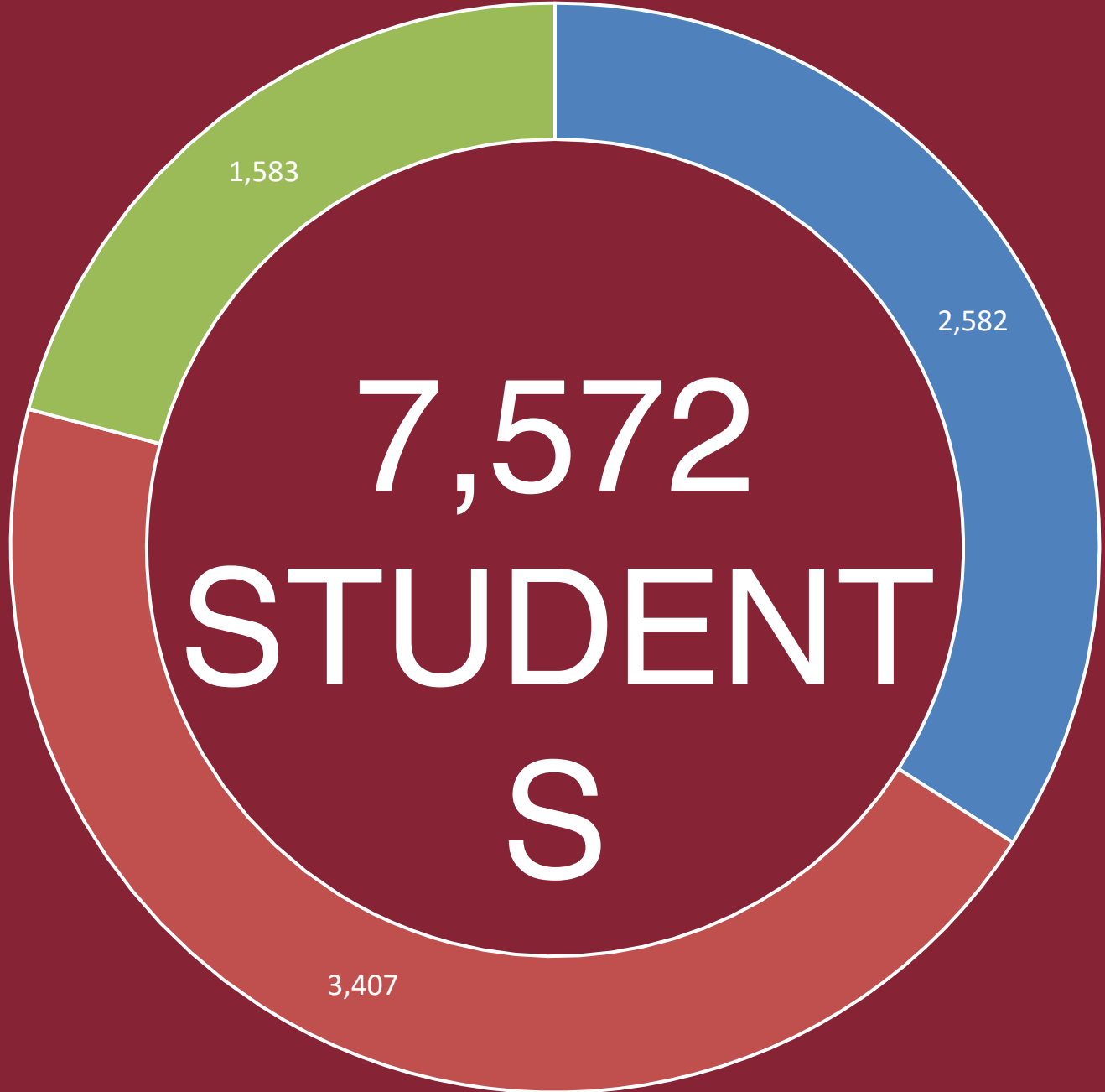
### *Why This Matters for the TTC*

- Approximately 55% of graduates enroll in a 2-year or 4-year college within 16 months.
- Enrollment rate is more than 10% below the state average
- Highlights the need for career-aligned pathways alongside college preparation
- The TTC advances the Portrait of a Morton Graduate by aligning education with community workforce realities (supporting college, career & life ready).



### Student Outcomes over 6 Years

*Based on tracking 7,572 high school students over 6 years*



■ Go to college, earn a degree    ■ Do not go to college    ■ Go to college, do not earn a degree

# WHY THE TTC

- Align education with community workforce realities
- Provide increased access to high-quality CTE for all students
- Expand postsecondary and workforce readiness options
- Create authentic, industry-aligned learning environments
- Support the district's "Every Student Succeeds" mission



# WORKFORCE ALIGNMENT

## *Connecting Education to Industry Needs*

### Primary Employment Sectors in Morton 201 Communities

- Manufacturing and industrial production
- Healthcare and emergency services
- Transportation, logistics, and technical services

### Why this matters

- TTC pathways align directly with **local labor-market demand**
- Programs reflect **existing regional employment patterns**, not hypothetical careers

*Source: Chicago Metropolitan Agency for Planning (CMAP) community data snapshots*



# WORKFORCE ALIGNMENT

## *Connecting Education to Industry Needs*

### Employment of Cicero Residents\*, 2022

TOP INDUSTRY SECTORS	Count	Percent
1. Manufacturing	3,924	14.4
2. Retail Trade	3,295	12.1
3. Health Care	3,275	12.0
4. Administration	3,038	11.1
5. Accommodation and Food Service	2,769	10.1
TOP EMPLOYMENT LOCATIONS		
1. Chicago	9,871	36.2
2. Cicero	2,424	8.9
3. Berwyn	553	2.0
4. Elk Grove Village	466	1.7
5. Oak Brook	381	1.4

### Employment in Cicero\*, 2022

TOP INDUSTRY SECTORS	Count	Percent
1. Retail Trade	3,225	17.2
2. Education	2,698	14.4
3. Manufacturing	2,612	13.9
4. Administration	2,347	12.5
5. Transportation	1,673	8.9
TOP RESIDENCE LOCATIONS		
1. Chicago	5,966	31.8
2. Cicero	2,424	12.9
3. Berwyn	796	4.2
4. Oak Park	234	1.2
5. Joliet	202	1.1

Source: U.S. Census Bureau, Longitudinal Employer-Household Dynamics program (2022).

\*Excludes residents working outside of, and workers living outside of, the seven-county CMAP region.

# TTC VISION

**The Morton 201 Technology & Trade Center aims to enhance career readiness, providing students with essential technical skills and real-world experience, fostering a skilled workforce aligned with industry demands.**

**Meet the needs of students who choose immediate entry into the workforce as opposed to post-secondary education.**



Opportunity Central, Frisco TX

# TTC VISION NON-NEGOTIABLES

- Centralized, purpose-built CTE facility
- Flexible labs designed to evolve with industry
- Industry-standard equipment and workflows
- Learning environments that mirror real-world settings
- College, career, and life readiness are the valued outcomes



# DEVELOPMENTAL MILESTONES

- Architectural QBS process completed
- Property acquisition and site identification
- Student interest surveys and labor-market analysis
- Program selection aligned to high-need, high-earning fields
- Initial building concepts, layouts, and capacity modeling developed



# ARCHITECTURAL QBS PROCESS

- RFQ developed and released
- Evaluation rubric created
- Submissions reviewed and scored
- Interviews conducted
- Finalist site visits completed
- Architect Selected (Demonica Kemper Architects)
- Contract negotiations complete



# PROPERTY ACQUISITION

- Location: 1910–2100 S. 54th Avenue, Cicero
- Site evaluated for size, access, and long-term flexibility
- Property supports multiple large-scale technical programs



# STUDENT INTEREST AND LABOR MARKET ANALYSIS

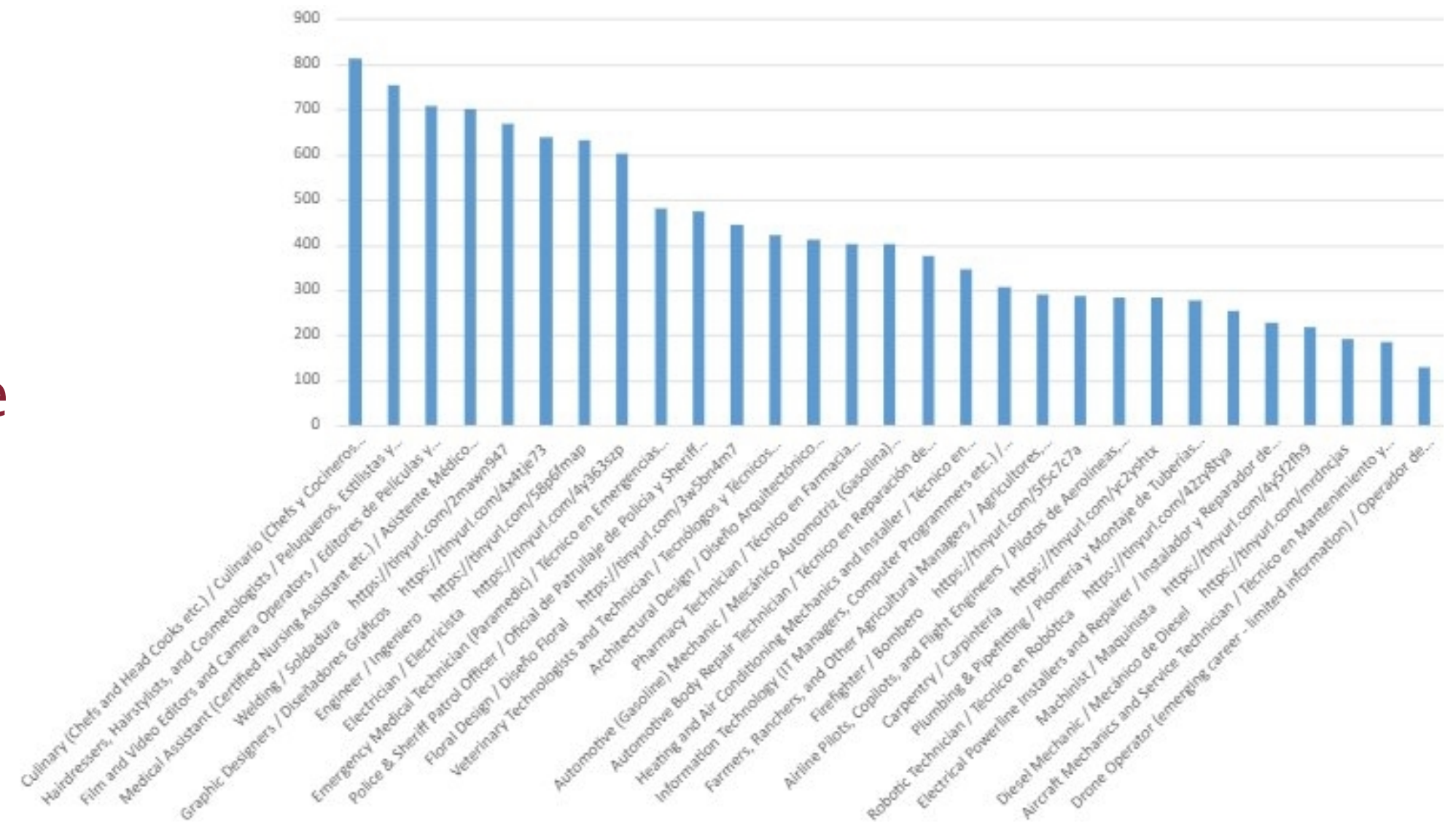
Occupation Name	Base Year	Base Employment	Projected Year	Projection	Change	Percent Change	Average Annual Openings	Earnings Score (Experienced Wage IDES/10,000)	Outlook Score (annual openings/300)
Plumbers, Pipefitters, and Steamfitters	2023	14380	2025	14720	340	2.4	1410		
	2020	17650	2030	19340	1690	9.6	2040	11	6.8
Welders, Cutters, Solderers, and Brazers	2023	16320	2025	16540	220	1.3	1700		
	2020	14600	2030	16100	1500	10.3	1770	5.8	5.9
Heating, Air Conditioning, and Refrigeration Mechanics and Installers	2023	11270	2025	11610	340	3	1120		
	2020	8970	2030	9820	850	9.5	970	8.2	3.2
Electrical Power-Line Installers and Repairers	2023	4480	2025	4570	90	2	390		
	2020	4340	2030	4750	410	9.4	430	11.8	1.4
Electricians	2023	20060	2025	20700	640	3.2	2100		
	2020	24700	2030	27850	3150	12.8	3010	10.9	10
Machinist	2023	20750	2025	21030	280	1.3	2160		
	2020	28490	2030	31070	2580	9.1	3280	6.8	10.9
Bus and Truck Mechanics and Diesel Engine Specialists	2023	8810	2025	8900	90	1	780		
	2020	11530	2030	12620	1090	9.5	1200	7.8	4
Automotive Body and Related Repairers	2023	6200	2025	6310	110	1.8	590		
	2020	7010	2030	7470	460	6.6	710	6.2	2.4
Automotive Service Technicians and Mechanics	2023	33400	2025	33730	330	1	2990		
	2020	28410	2030	29330	920	3.2	2910	6.4	9.7
Carpenters	2023	27590	2025	28020	430	1.6	2500		
	2020	31600	2030	32950	1350	4.3	3090	9.5	10.3
Firefighters	2023	15850	2025	16070	220	1.4	1290		
	N/A	N/A	N/A	N/A	N/A	N/A	N/A	9.4	N/A
Emergency Medical Technicians	2023	8480	2025	8700	220	2.6	700		
	2020	12860	2030	14490	1630	12.7	1050	7.3	3.5
Police and Sheriff's Patrol Officers	2023	28860	2025	29220	360	1.2	2380		
	2020	30400	2030	33030	2630	8.7	2670	10.2	8.9
Medical Assistants	2023	21980	2025	22650	670	3	3180		
	2020	22160	2030	24630	2470	11.1	2960	4.7	9.9
Veterinary Technologists and Technicians	2023	4490	2025	4760	270	6	560		
	2020	4000	2030	4610	610	15.3	360	5.1	1.2
Pharmacy Technicians	2023	22120	2025	22450	330	1.5	2160		
	2020	20520	2030	22800	2280	11.1	1750	4.7	5.8
Chefs and Head Cooks	2023	7060	2025	7360	300	4.2	1000		
	2020	3300	2030	4340	1040	31.5	590	8.2	2
Hairdressers, Hairstylists, and Cosmetologists	2023	19500	2025	19800	300	1.5	2800		
	2020	19330	2030	22060	2730	14.1	2520	5.7	8.4

- Districtwide student interest surveys conducted
- State and regional labor-market data reviewed (BLS & IDES)
- Crosswalk developed between student interest and workforce demand

# PROGRAM SELECTION

- Labor-market demand
- Student interest
- Regional economic relevance
- High need
- High earning potential
- Benefits from new and unique space

*Programming grounded in data, not assumptions*



# PRELIMINARY PROGRAM LIST

- Audio/Video
- Auto Body
- Auto Mechanics
- Aviation
- Construction
- Cosmetology
- Culinary
- Diesel Mechanics
- Drone
- Electrical
- EMT
- Fab / CNC /Manufacturing
- Fire Fighting
- Graphic Design
- Health Science
- HVAC &Sheetmetal
- Law Enforcement
- Plumbing
- Vet Science
- Welding



# CURRENT PROGRAM LIST

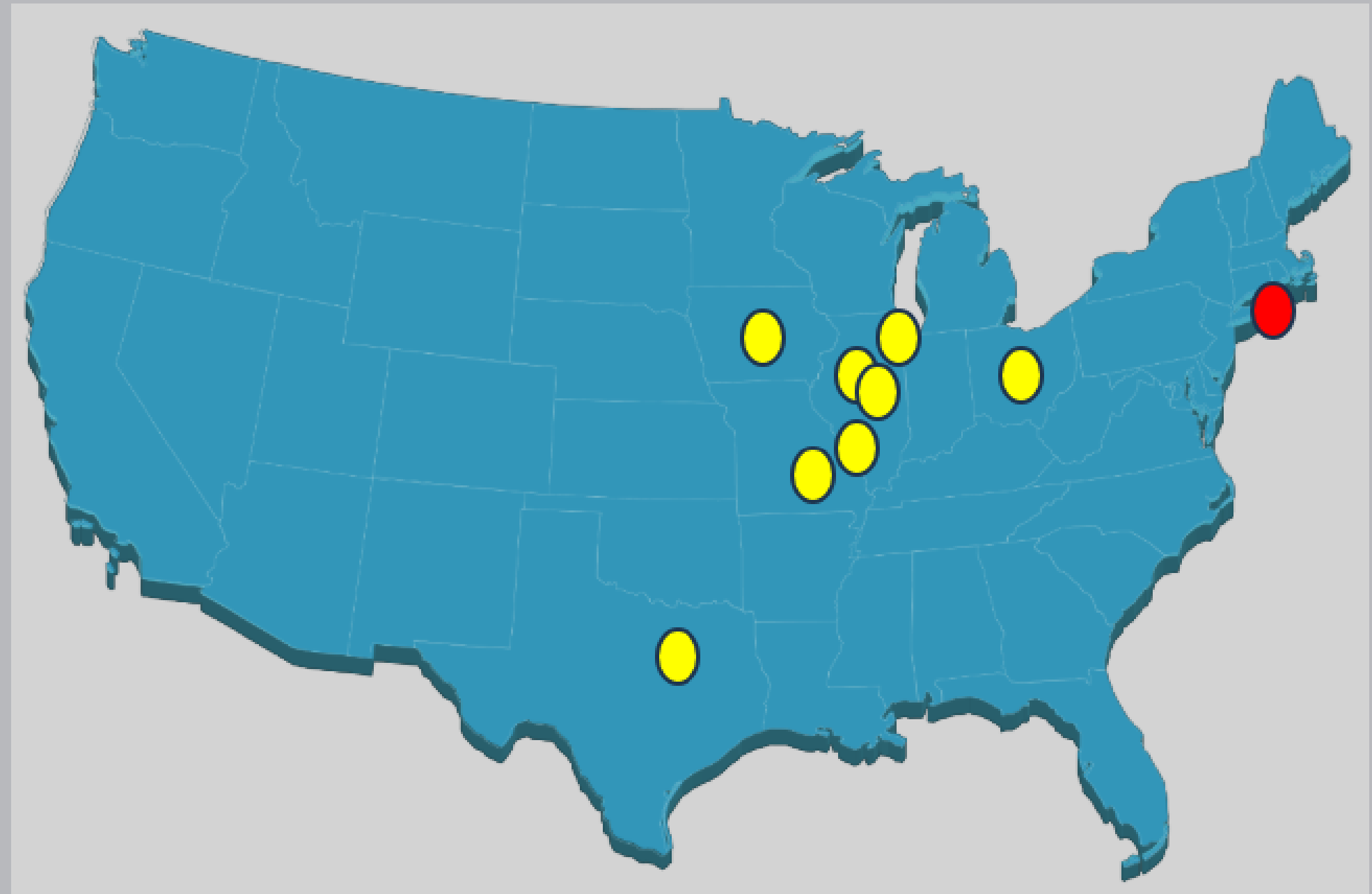
- Audio/Video
- Auto Body
- Auto Mechanics
- Aviation
- Construction
- Cosmetology
- Culinary
- Electrical
- EMT
- Fab / CNC /Manufacturing
- Fire Fighting
- Health Science
- HVAC &Sheetmetal
- Welding



# INITIAL CONCEPTS

## *Layout, Modeling, Capacities*

- Site visits to other trade and technology centers
- Lab square-footage research and benchmarking
- Review of circulation, storage, and support space needs
- Preliminary layouts of building/labs



## OTHER CRITICAL WORK

- Operational and Modeling Cost
- Early staffing predictions
- Early student capacity predictions
- Early scheduling development
- Early operational cost modeling



# OPERATIONAL AND MODELING COSTS

- Early Staffing Predictions
- Early Student Capacity Predictions
- Early Scheduling Development
- Early Operational Cost Predictions



## EARLY STAFFING PREDICTIONS

- Preliminary staffing projections developed
- Instructional staffing aligned to lab capacity and safety requirements
- Consideration of certification requirements and licensure pathways
- Initial analysis of support staffing needs (administration, clerical, custodial)



## EARLY STUDENT CAPACITY PREDICTIONS

- Preliminary student capacity projections developed +
- Program-level capacity estimates developed based on lab design
- Class size assumptions aligned to industry standards and safety limits



## EARLY SCHEDULING DEVELOPMENT

- Analysis of numerous TTC schedules
- Conceptual TTC schedule developed
  - Transportation time factored



Morton District 201 Welding Class

# EARLY OPERATIONAL COST MODELING

- Preliminary operating cost estimates developed
  - Staffing
  - Utilities
  - Maintenance



# *CURRENT PHASE*

- Teacher, Architect, & Specialist Meetings
  - Lab Layouts
  - Floor Plan Layouts
  - Equipment Selection
- Morton College Pathway Alignment
- Site Surveying
- Construction Manager Interviews



Bill R. Jonson CTE Center, Crowley, TX

# LAB AND FLOOR PLAN LAYOUT

- Refining lab adjacencies and program zoning
- Aligning square footage with instructional needs
- Ensuring safety, circulation, and visibility
- Designing flexible spaces that can adapt over time
- Identifying programs requiring first floor access
- Teachers and specialists contributing



# EQUIPMENT SELECTION

- Identifying industry-standard equipment by program
- Aligning equipment with curriculum and credentials
- Balancing instructional needs with budget realities
- Planning for phased or future equipment additions
- Teachers and specialists contributing to Equipment lists



Morton District 201 Welding Class

# MORTON COLLEGE PATHWAY ALIGNMENT

- Aligning TTC programs with Morton College pathways
- Identifying opportunities for dual credit and articulation
- Ensuring smooth transitions from high school to postsecondary
- Strengthening college and career pipeline opportunities



# SITE SURVEYING

- Conducting boundary, topographic, and utility surveys
- Verifying site conditions to inform building placement
- Identifying constraints affecting design and construction
- Supporting accurate cost estimates and scheduling



# WHAT'S NEXT?

- ***Continue Developing***
  - Preliminary staffing projections
  - Early student capacity estimates by program
  - Initial scheduling models
  - Preliminary operational cost estimates
  - Program licensure
- ***Complete***
  - CM selection
  - Site surveys
- ***Begin***
  - Construction scheduling



Southland Career and Technical Center, Rich Township HSD IL - Conceptual

# Thank You!

