

Check Disbursements for the Month of January 2025

The following pages recap the disbursements made for accounts payable and payroll for the month. The accounts payable disbursements have been made for services and purchases in accordance with applicable state and local policies and procedures. In addition, disbursements were paid to board-authorized personnel expenses. These pages are for your information.

The following is a summary of invoices paid during the month of January 2025

		Issued Checks	Voids	Difference
194	INSURANCE CLAIMS (non-tornado)			
195	INSURANCE CLAIMS (tornado)			
198	Hurricane			
199	LOCAL MAINTENANCE	\$5,025,392.88	\$(58,497.72)	\$4,966,895.16
2XX/3XX/4XX	SPECIAL REVENUE	\$326,502.25		\$326,502.25
240	FOOD SERVICE	\$1,731,234.61		\$1,731,234.61
461	ACTIVITY	\$431,406.28	\$(10,477.14)	\$420,929.14
599	DEBT SERVICE	\$293,087.03	\$(3,935.72)	\$289,151.31
637	BOND SERVICE 2012			
638	BOND SERVICE 2013			
639	BOND SERVICE 2015B VARIABLE			
640	SERIE 2015A FIXED			
641	2017 BOND ELECTION	\$16,686.08		\$16,686.08
642	2022 BOND	\$3,999,761.30	\$(2,295.00)	\$3,997,466.30
692	BOND PAY AS YOU GO 2012			
693	BOND PAY AS YOU GO 2014			
694	BOND PAY AS YOU GO 2012			
695	ADM. BUILDING			
696	SOFTBALL COMPLEX	\$12,915.00		\$12,915.00
753	GROUP BENEFIT FUND	\$60,469.34		\$60,469.34
770	WORKERS COMPENSATION			
863	PAYROLL CLEARING & LIABILITY	\$28,870.41		\$28,870.41
865	AGENCY FUND	\$5,728.94		\$5,728.94
	Total	\$11,932,054.12	\$(75,205.58)	\$11,856,848.54

The following is a summary of payroll for the month of January 2025:

Jan-25		
195	TORNADO/DISASTER	-
197	COVID-19	-
198	BERYL	-
199	LOCAL MAINTENANCE	\$45,337,131.95
2XX, 3XX, 4XX	SPECIAL REVENUE	\$2,805,891.32
240	FOOD SERVICE	\$1,494,168.00
461	ACTIVITY	\$5,887.20
491	ENVIRONMENTAL DEFENSE	\$0.00
641	BOND ELECTION 2017	\$8,199.41
770	WORKERS COMPENSATION	\$996.80
	Total	\$49,652,274.68

**PASADENA ISD
ACCOUNTS PAYABLE SYSTEM
CASH DISBURSEMENTS 01-01-2025 THRU 01-31-2025**

CHECK DATE	CHECK AMOUNT	CODE	VENDOR NAME
01/08/2025	688.36	ISSUED	4IMPRINT INC
01/15/2025	396.23	ISSUED	ACE MART RESTAURANT SUPPLY
01/23/2025	1,267.30	ISSUED	ACE T-SHIRTS
01/15/2025	6,175.69	ISSUED	ACME ARCHITECTURAL HARDWARE
01/29/2025	2,937.24	ISSUED	ACME ARCHITECTURAL HARDWARE
01/15/2025	1,500.00	ISSUED	ADELAIDE HOLDINGS LLC
01/15/2025	179.00	ISSUED	ADMINISTRACION PARA EL SUSTENO
01/29/2025	165.80	ISSUED	ADRIAN AMADOR
01/29/2025	75.00	ISSUED	ADRIAN DELGADILLO
01/15/2025	9,792.00	ISSUED	ADVANCED BLENDING LLC
01/08/2025	1,004.89	ISSUED	ADVANTAGE FINANCIAL SERVICES
01/29/2025	719.10	ISSUED	ADVANTAGE FINANCIAL SERVICES
01/15/2025	2,700.00	ISSUED	ADVANTAGE INTERESTS INC
01/29/2025	1,350.00	ISSUED	ADVANTAGE INTERESTS INC
01/23/2025	1,825.00	ISSUED	AIA CORPORATION
01/29/2025	75.00	ISSUED	AIDEN SAENZ
01/23/2025	52.67	ISSUED	AIRGAS USA, LLC
01/17/2025	1,998.33	ISSUED	AL TUCKER TRAILERS INC
01/17/2025	550.00	ISSUED	ALA UNIT 521
01/29/2025	210.00	ISSUED	ALBERT G GONZALES
01/23/2025	105.00	ISSUED	ALEC BEEL
01/08/2025	26.85	ISSUED	ALEXANDER SALTER
01/29/2025	69.00	ISSUED	ALEXIS CALVILLO
01/29/2025	120.00	ISSUED	ALEXIS KAUFMAN
01/17/2025	65.68	ISSUED	ALISE NEFF
01/29/2025	540.00	ISSUED	ALLEY THEATRE
01/08/2025	35.46	ISSUED	ALLISON ZAMARRIPA
01/15/2025	30.60	ISSUED	ALMA IZAGUIRRE
01/15/2025	350.00	ISSUED	ALVIN HS
01/15/2025	350.00	ISSUED	ALVIN ISD ATHLETICS
01/24/2025	45.78	ISSUED	ALYSSA CALDERON
01/08/2025	304.38	ISSUED	ALYTA HARRELL
01/08/2025	10.15	ISSUED	AMANDA CALLAWAY
01/08/2025	431.14	ISSUED	AMANDA KHAN
01/31/2025	13.00	ISSUED	AMANDA RACHUIG
01/15/2025	29.09	ISSUED	AMANY KHALIL
01/08/2025	5,802.97	ISSUED	AMAZON CAPITAL SERVICES
01/08/2025	736.32	ISSUED	AMAZON CAPITAL SERVICES
01/10/2025	22,492.06	ISSUED	AMAZON CAPITAL SERVICES
01/13/2025	15,889.34	ISSUED	AMAZON CAPITAL SERVICES
01/15/2025	13,557.71	ISSUED	AMAZON CAPITAL SERVICES
01/17/2025	3,747.86	ISSUED	AMAZON CAPITAL SERVICES
01/17/2025	19.99	ISSUED	AMAZON CAPITAL SERVICES
01/23/2025	26,111.64	ISSUED	AMAZON CAPITAL SERVICES
01/23/2025	646.04	ISSUED	AMAZON CAPITAL SERVICES
01/23/2025	4,891.68	ISSUED	AMAZON CAPITAL SERVICES
01/27/2025	7,889.73	ISSUED	AMAZON CAPITAL SERVICES
01/29/2025	26,012.10	ISSUED	AMAZON CAPITAL SERVICES
01/29/2025	1,261.93	ISSUED	AMAZON CAPITAL SERVICES
01/31/2025	18,947.10	ISSUED	AMAZON CAPITAL SERVICES
01/08/2025	213.60	ISSUED	AMBER MACNEISH
01/17/2025	38.12	ISSUED	AMBER MACNEISH
01/15/2025	101.20	ISSUED	AMC MUSIC LLC
01/17/2025	90.45	ISSUED	AMC MUSIC LLC
01/17/2025	891.28	ISSUED	AMERICAN MAINTENANCE SUPPLIES
01/29/2025	4,574.18	ISSUED	AMERICAN MAINTENANCE SUPPLIES
01/23/2025	285.00	ISSUED	AMERICAN RED CROSS
01/08/2025	3.69	ISSUED	AMY DUKE
01/15/2025	118.93	ISSUED	AMY MCCLELLEN
01/08/2025	13.47	ISSUED	ANA CADENA
01/08/2025	21.24	ISSUED	ANA ESCOBEDO
01/29/2025	221.07	ISSUED	ANA PEREZ
01/29/2025	36.77	ISSUED	ANDREA GAETE
01/08/2025	13.40	ISSUED	ANDREA WENKE
01/29/2025	66.28	ISSUED	ANGELICA SILLER
01/15/2025	626.82	ISSUED	ANIXTER INC
01/29/2025	25.00	ISSUED	ANIXTER INC
01/08/2025	22.78	ISSUED	ANNETTE DEMARET
01/15/2025	600.00	ISSUED	ANTONIO'S PIZZA AND MORE
01/10/2025	3,481.50	ISSUED	APPLE INC
01/17/2025	385.87	ISSUED	ARMSTRONG REPAIR CENTER
01/31/2025	20,751.97	ISSUED	ARMSTRONG REPAIR CENTER
01/17/2025	586.00	ISSUED	ARTWIN GRAPHICS
01/15/2025	9,355.29	ISSUED	ASCO EQUIPMENT
01/08/2025	27.33	ISSUED	ASHLEY PAVLOCK
01/29/2025	75.00	ISSUED	ASHTON RUFFIN
01/10/2025	3,901.56	ISSUED	ASTRO PROMO & UNIFORMS LLC
01/29/2025	15,503.60	ISSUED	AT&T

**PASADENA ISD
ACCOUNTS PAYABLE SYSTEM
CASH DISBURSEMENTS 01-01-2025 THRU 01-31-2025**

CHECK DATE	CHECK AMOUNT	CODE	VENDOR NAME
01/08/2025	14,428.45	ISSUED	AT&T MOBILITY LLC
01/17/2025	8,024.00	ISSUED	ATLAS SIGN COMPANY INC
01/29/2025	70.24	ISSUED	AURORA JIMENEZ
01/15/2025	500.00	ISSUED	AUTO-GRAPHICS INC
01/15/2025	163.00	ISSUED	AWARDS BY GULF COAST TROPHIES
01/10/2025	1,400.00	ISSUED	AWESOME EVENTS
01/15/2025	1,929.62	ISSUED	AZIZ OUJAI
01/29/2025	185.00	ISSUED	B&G PASADENA WHOLESALE
01/17/2025	199.90	ISSUED	B&H PHOTO VIDEO PRO AUDIO
01/29/2025	17.98	ISSUED	BALBINA NUNEZ
01/29/2025	8.50	ISSUED	BALBINA NUNEZ
01/29/2025	836.75	ISSUED	BAND SHOPPE
01/29/2025	300.00	ISSUED	BARBERS HILL ISD
01/15/2025	52,895.86	ISSUED	BARNES & NOBLE COLLEGE
01/15/2025	57,603.00	ISSUED	BASELINE PAVING & CONSTRUCTION
01/23/2025	23,894.00	ISSUED	BASELINE PAVING & CONSTRUCTION
01/08/2025	3,251.81	ISSUED	BASS & MEINEKE NO 1 LLC
01/15/2025	7,333.71	ISSUED	BASS & MEINEKE NO 1 LLC
01/17/2025	6,946.83	ISSUED	BASS & MEINEKE NO 1 LLC
01/23/2025	3,733.14	ISSUED	BASS & MEINEKE NO 1 LLC
01/29/2025	8,261.00	ISSUED	BASS & MEINEKE NO 1 LLC
01/23/2025	1,210.00	ISSUED	BATTLEGROUND GOLF COURSE
01/08/2025	2,562.53	ISSUED	BAUER VISUAL GRAPHICS
01/15/2025	6,623.00	ISSUED	BAYSIDE PLUMBING SERVICES
01/29/2025	12,710.00	ISSUED	BAYSIDE PLUMBING SERVICES
01/08/2025	10,821.00	ISSUED	BDH PLANNING & CONSTRUCTION LLC
01/08/2025	1,298.39	ISSUED	BEARCOM OPERATING LLC
01/15/2025	1,484.05	ISSUED	BEARCOM OPERATING LLC
01/08/2025	6.70	ISSUED	BEATRIZ VAZQUEZ
01/23/2025	21.50	ISSUED	BERENIZE GARCIA
01/23/2025	2,400.00	ISSUED	BETHANY PHELPS
01/23/2025	1,062.64	ISSUED	BIG FUNDRAISING IDEAS
01/29/2025	3,879.96	ISSUED	BIG Z LUMBER CO
01/29/2025	280.57	ISSUED	BILLY'S DONUTS
01/08/2025	2.01	ISSUED	BLANCA RAMIREZ
01/08/2025	12,324.68	ISSUED	BLAZERWORKS LLC
01/15/2025	11,460.13	ISSUED	BLAZERWORKS LLC
01/29/2025	11,176.35	ISSUED	BLAZERWORKS LLC
01/08/2025	595.20	ISSUED	BLICK ART MATERIALS
01/29/2025	140.03	ISSUED	BLICK ART MATERIALS
01/15/2025	28.99	ISSUED	BLICK ART MATERIALS LLC
01/23/2025	149.22	ISSUED	BLICK ART MATERIALS LLC
01/29/2025	14.80	ISSUED	BLICK ART MATERIALS LLC
01/29/2025	371.34	ISSUED	BOSWORTH OFFICE & TECH
01/15/2025	429.00	ISSUED	BPA-TEXAS AREA 5 REGION IV
01/29/2025	627.00	ISSUED	BPA-TEXAS AREA 5 REGION IV
01/29/2025	71.18	ISSUED	BRANDI JOHNSON
01/29/2025	221.66	ISSUED	BRAZOS BOOKSTORE ACQUISITION LLC
01/15/2025	800.00	ISSUED	BRAZOSPORT ISD ATHLETICS
01/15/2025	580.00	ISSUED	BRAZOSPORT ISD ATHLETICS
01/15/2025	134.00	ISSUED	BRENDA HERNANDEZ
01/08/2025	23.50	ISSUED	BRENDA RODARTE
01/15/2025	155.00	ISSUED	BRENNAN HS AFJROTC
01/15/2025	8,466.83	ISSUED	BRINK'S INCORPORATED
01/15/2025	440.00	ISSUED	BROADCAST WORKS OF TEXAS LLC
01/08/2025	335.00	ISSUED	BROOKS DUPLICATOR COMPANY
01/31/2025	514.75	ISSUED	BROOKS DUPLICATOR COMPANY
01/23/2025	13,151.21	ISSUED	BROTHERS PRODUCE INC
01/23/2025	11,557.19	ISSUED	BROTHERS PRODUCE INC
01/08/2025	11,278.59	ISSUED	BROTHERS PRODUCE INC (FOODSERONLY)
01/08/2025	8,207.54	ISSUED	BROTHERS PRODUCE INC (FOODSERONLY)
01/13/2025	5,522.23	ISSUED	BROTHERS PRODUCE INC (FOODSERONLY)
01/15/2025	6,351.49	ISSUED	BROTHERS PRODUCE INC (FOODSERONLY)
01/15/2025	133,469.34	ISSUED	BROWN & ROOT INDUST SRVCS LLC
01/15/2025	121,803.00	ISSUED	BROWN & ROOT INDUST SRVCS LLC
01/17/2025	250.00	ISSUED	BROWNLEE, ELIZABETH
01/08/2025	14,341.17	ISSUED	BSN SPORTS LLC
01/10/2025	6,185.56	ISSUED	BSN SPORTS LLC
01/15/2025	11,461.11	ISSUED	BSN SPORTS LLC
01/23/2025	20,335.36	ISSUED	BSN SPORTS LLC
01/29/2025	12,121.87	ISSUED	BSN SPORTS LLC
01/31/2025	390.86	ISSUED	BSN SPORTS LLC
01/15/2025	364.69	ISSUED	BUILDING CONTROLS & SOLUTIONS
01/08/2025	1,079.50	ISSUED	BULL MARKET PROMOTIONS LLC
01/15/2025	295.00	ISSUED	BUREAU OF EDUCATION & RESEARCH
01/31/2025	100.00	ISSUED	BURLESON FLORIST
01/15/2025	75.28	ISSUED	BUTLER BUSINESS PRODUCTS LLC
01/29/2025	500.00	ISSUED	C E KING ATHLETICS
01/15/2025	29,823.00	ISSUED	CAMFIL USA INC

**PASADENA ISD
ACCOUNTS PAYABLE SYSTEM
CASH DISBURSEMENTS 01-01-2025 THRU 01-31-2025**

CHECK DATE	CHECK AMOUNT	CODE	VENDOR NAME
01/17/2025	583.00	ISSUED	CAMFIL USA INC
01/29/2025	700.00	ISSUED	CANEY CREEK WOMEN SOCCER BOOSTER
01/15/2025	164.00	ISSUED	CANON FINANCIAL SERVICES INC
01/15/2025	6,837.02	ISSUED	CANON FINANCIAL SERVICES INC
01/23/2025	416.05	ISSUED	CANON FINANCIAL SERVICES INC
01/29/2025	4,831.00	ISSUED	CANON FINANCIAL SERVICES INC
01/15/2025	1,952.00	ISSUED	CAREERSAFE LLC
01/08/2025	90.41	ISSUED	CARISSA HAYNES
01/23/2025	23.99	ISSUED	CARLA JANO DEFEZ
01/17/2025	60.00	ISSUED	CARLOS FLORES
01/29/2025	45.00	ISSUED	CARLOS FLORES
01/08/2025	28.51	ISSUED	CARMEN GONZALEZ
01/08/2025	73.45	ISSUED	CAROLINA BIOLOGICAL SUPPLY CO
01/15/2025	63.79	ISSUED	CAROLINA BIOLOGICAL SUPPLY CO
01/17/2025	4,086.02	ISSUED	CAROLINA BIOLOGICAL SUPPLY CO
01/29/2025	338.58	ISSUED	CAROLINA BIOLOGICAL SUPPLY CO
01/23/2025	31.02	ISSUED	CAROLINA TURRUBIATES
01/15/2025	17.62	ISSUED	CAROLYN BRYANT
01/08/2025	7.51	ISSUED	CATHERINE LEACH
01/15/2025	204.33	ISSUED	CCC INTELLIGENT SOLUTIONS INC
01/15/2025	123.10	ISSUED	CDW GOVERNMENT LLC
01/23/2025	924.02	ISSUED	CDW GOVERNMENT LLC
01/29/2025	5,789.90	ISSUED	CDW GOVERNMENT LLC
01/08/2025	132,500.00	ISSUED	CENERGISTIC LLC
01/29/2025	132,500.00	ISSUED	CENERGISTIC LLC
01/08/2025	73.32	ISSUED	CERAMIC STORE OF HOUSTON LLC
01/17/2025	580.00	ISSUED	CERAMIC STORE OF HOUSTON LLC
01/29/2025	1,359.50	ISSUED	CERAMIC STORE OF HOUSTON LLC
02/03/2025	(580.00)	VOIDED	CERAMIC STORE OF HOUSTON LLC
01/15/2025	450.00	ISSUED	CFISD
01/08/2025	1,574.45	ISSUED	CHALKS TRUCK PTS
01/15/2025	146.40	ISSUED	CHALKS TRUCK PTS
01/17/2025	1,879.50	ISSUED	CHALKS TRUCK PTS
01/23/2025	454.80	ISSUED	CHALKS TRUCK PTS
01/29/2025	1,128.90	ISSUED	CHALKS TRUCK PTS
01/08/2025	469.88	ISSUED	CHALLENGE OFFICE PRODUCTS
01/15/2025	10.16	ISSUED	CHALLENGE OFFICE PRODUCTS
01/15/2025	136.68	ISSUED	CHALLENGE OFFICE PRODUCTS
01/17/2025	91.76	ISSUED	CHALLENGE OFFICE PRODUCTS
01/17/2025	1,373.94	ISSUED	CHALLENGE OFFICE PRODUCTS
01/29/2025	251.82	ISSUED	CHALLENGE OFFICE PRODUCTS
01/29/2025	195.00	ISSUED	CHANCELLORS FAMILY CENTER
01/29/2025	672.00	ISSUED	CHANNELETTE BOOSTER CLUB
01/29/2025	249.00	ISSUED	CHARACTERSTRONG LLC
01/08/2025	182.50	ISSUED	CHARCO PROMOS
01/15/2025	1,270.36	ISSUED	CHARCO PROMOS
01/23/2025	2,503.94	ISSUED	CHARCO PROMOS
01/17/2025	241.50	ISSUED	CHASTANG FORD
01/08/2025	2,061.55	ISSUED	CHEF WORKS INC
01/29/2025	56.73	ISSUED	CHEF WORKS INC
01/17/2025	12,539.35	ISSUED	CHEM-AQUA INC
01/15/2025	474.07	ISSUED	CHERIE CRAWFORD
01/08/2025	23.06	ISSUED	CHERYL ADAME
01/15/2025	12.40	ISSUED	CHERYL ADAME
01/08/2025	46.71	ISSUED	CHERYL CHRISTEN
01/08/2025	63.19	ISSUED	CHRISTINA TORRES
01/08/2025	85.44	ISSUED	CHRISTINA TORRES
01/17/2025	300.00	ISSUED	CHRISTOPHER SILVAS
01/08/2025	32.25	ISSUED	CHRISTY FOSTER
01/08/2025	(32.25)	VOIDED	CHRISTY FOSTER
01/29/2025	212.00	ISSUED	CICI'S PIZZA #37
01/17/2025	62.20	ISSUED	CINDY GARCIA
01/08/2025	1,518.50	ISSUED	CINTAS CORPORATION #2
01/17/2025	656.75	ISSUED	CINTAS CORPORATION #2
01/29/2025	871.83	ISSUED	CINTAS CORPORATION #2
01/15/2025	1,307.48	ISSUED	CIRCLE SAW BUILDERS SUPPLY INC
01/17/2025	1,950.00	ISSUED	CITY OF HOUSTON
01/08/2025	38,284.56	ISSUED	CITY OF HOUSTON-WATER DEPT
01/15/2025	24,930.93	ISSUED	CITY OF HOUSTON-WATER DEPT
01/17/2025	24,884.80	ISSUED	CITY OF HOUSTON-WATER DEPT
01/29/2025	6,617.61	ISSUED	CITY OF HOUSTON-WATER DEPT
01/08/2025	210.00	ISSUED	CITY OF PASADENA
01/08/2025	400.00	ISSUED	CITY OF PASADENA PERMIT
01/17/2025	200.00	ISSUED	CITY OF PASADENA PERMIT
01/23/2025	200.00	ISSUED	CITY OF PASADENA PERMIT
01/08/2025	3,903.52	ISSUED	CITY OF PEARLAND WATER DEPT
01/15/2025	300.00	ISSUED	CITY OF PEARLAND-PERMIT DIVISION
01/08/2025	5,471.08	ISSUED	CITY OF SO HOUSTON WATER DPT
01/08/2025	48,256.57	ISSUED	CITY PASADENA WATER

**PASADENA ISD
ACCOUNTS PAYABLE SYSTEM
CASH DISBURSEMENTS 01-01-2025 THRU 01-31-2025**

CHECK DATE	CHECK AMOUNT	CODE	VENDOR NAME
01/15/2025	23,939.92	ISSUED	CITY PASADENA WATER
01/17/2025	18,382.57	ISSUED	CITY PASADENA WATER
01/29/2025	29,517.68	ISSUED	CITY PASADENA WATER
01/15/2025	5,436.23	ISSUED	CITY SUPPLY COMPANY INC
01/17/2025	383.64	ISSUED	CITY SUPPLY COMPANY INC
01/29/2025	51.00	ISSUED	CLARKE SPORTS
01/29/2025	215.92	ISSUED	CLARKE SPORTS
01/23/2025	113.48	ISSUED	CLASS A PRODUCTS LLC
01/23/2025	0.54	ISSUED	CLAUDIA MAGALLON
01/08/2025	2,276.47	ISSUED	CLEAR BROOK CITY MUD
01/29/2025	250.00	ISSUED	CLEAR BROOK HIGH SCHOOL
01/29/2025	500.00	ISSUED	CLEAR BROOK HS GOLF TEAM
01/29/2025	500.00	ISSUED	CLEAR BROOK HS GOLF TEAM
01/15/2025	3,820.00	ISSUED	COASTAL FUNDRAISING CONCEPTS INC
01/23/2025	500.00	ISSUED	COASTAL FUNDRAISING CONCEPTS INC
01/15/2025	873.72	ISSUED	CODY KRAMPEN
01/17/2025	412.50	ISSUED	CODY KRAMPEN
01/15/2025	103.46	ISSUED	COMCAST
01/15/2025	75.53	ISSUED	COMCAST
01/29/2025	102.22	ISSUED	COMCAST
01/29/2025	86.26	ISSUED	COMCAST
01/29/2025	3,500.00	ISSUED	COMMUNITIES IN SCHOOLS
01/29/2025	329,500.00	ISSUED	COMMUNITIES IN SCHOOLS
01/29/2025	14,000.00	ISSUED	COMMUNITIES IN SCHOOLS
01/08/2025	37,500.00	ISSUED	COMMUNITY MATTERS
01/15/2025	178.67	ISSUED	COMPLETE BOOK & MEDIA SUPPLY LLC
01/29/2025	160.50	ISSUED	COMPLETE BOOK & MEDIA SUPPLY LLC
01/15/2025	61.23	ISSUED	COMPLETE LINE GLASS WHOLESALER INC
01/08/2025	6.44	ISSUED	CORTNEY SWAN
01/10/2025	1,717.06	ISSUED	COUGHLAN COMPANIES LLC
01/15/2025	0.95	ISSUED	COUGHLAN COMPANIES LLC
01/08/2025	38.97	ISSUED	COURTNEY SCOTT
01/15/2025	6,425.00	ISSUED	CPMR HOUSTON INC
01/17/2025	24.99	ISSUED	CRISELDA BOCANEGRA
01/10/2025	200.00	ISSUED	CRISIS PREVENTION INSTITUTE
01/17/2025	114.48	ISSUED	CROWN LIFT TRUCKS
01/15/2025	726.00	ISSUED	CRYSTAL CAVAZOS
01/15/2025	500.00	ISSUED	CSISD
01/23/2025	130.00	ISSUED	CUTTME LLC
01/29/2025	535.00	ISSUED	CY-FAIR ISD ATHLETICS DEPT
01/08/2025	3.28	ISSUED	CYNTHIA TREJO
01/23/2025	60.12	ISSUED	DAIKIN APPLIED
01/29/2025	4,000.00	ISSUED	DAKTRONICS INC
01/29/2025	97.86	ISSUED	DANIEL HOPPIE
01/17/2025	385.00	ISSUED	DANNY MIKULENCAK
01/08/2025	48.72	ISSUED	DARLA MASSEY-JONES
01/15/2025	331.97	ISSUED	DARLA MASSEY-JONES
01/17/2025	65.00	ISSUED	DAVID BARBICK
01/15/2025	3,111.50	ISSUED	DAVID G. PEAKE
01/17/2025	7,046.50	ISSUED	DEALERS ELECTRICAL SUPPLY
01/23/2025	995.50	ISSUED	DEALERS ELECTRICAL SUPPLY
01/15/2025	1,150.00	ISSUED	DEANAN GOURMET POPCORN
01/15/2025	160.00	ISSUED	DEBORAH HIRSCH
01/17/2025	2,760.00	ISSUED	DEBORAH HIRSCH
01/17/2025	15.00	ISSUED	DEBRA SANCHEZ
01/15/2025	1,788.17	ISSUED	DECKER EQUIPMENT/SCHOOL FIX
01/17/2025	400.00	ISSUED	DEER PARK ISD
01/17/2025	686.14	ISSUED	DELEGARD TOOL CO
01/15/2025	323.60	ISSUED	DEMCO INC
01/29/2025	295.96	ISSUED	DEMCO INC
01/15/2025	405.64	ISSUED	DEPT OF CHILDREN & FAMILY SVC
01/17/2025	8.44	ISSUED	DESMOND MCGEE EDWARDS
01/29/2025	480.00	ISSUED	DEVIONNE JONES
01/17/2025	846.12	ISSUED	DF SALES TX LLC
01/23/2025	1,168.80	ISSUED	DF SALES TX LLC
01/08/2025	42,524.37	ISSUED	DFA DAIRY BRANDS FLUID LLC
01/08/2025	46,058.59	ISSUED	DFA DAIRY BRANDS FLUID LLC
01/17/2025	61,558.86	ISSUED	DFA DAIRY BRANDS FLUID LLC
01/17/2025	62,203.84	ISSUED	DFA DAIRY BRANDS FLUID LLC
01/23/2025	54,207.18	ISSUED	DFA DAIRY BRANDS FLUID LLC
01/24/2025	50,569.47	ISSUED	DFA DAIRY BRANDS FLUID LLC
01/23/2025	50.10	ISSUED	DIAMANTINA CARDONA
01/08/2025	847,724.97	ISSUED	DIRECT ENERGY BUSINESS
01/08/2025	1,575.00	ISSUED	DISA INC
01/29/2025	71.00	ISSUED	DISA INC
01/15/2025	1,190.00	ISSUED	DISTRICT 3 DECA
01/08/2025	3,850.00	ISSUED	DMD EDUCATIONAL CONSULTING
01/08/2025	4,721.76	ISSUED	JPMORGAN CHASE-FUEL
01/15/2025	170,788.74	ISSUED	JPMORGAN CHASE-LPC

**PASADENA ISD
ACCOUNTS PAYABLE SYSTEM
CASH DISBURSEMENTS 01-01-2025 THRU 01-31-2025**

CHECK DATE	CHECK AMOUNT	CODE	VENDOR NAME
01/10/2025	121,193.45	ISSUED	JPMORGAN CHASE-TRAVEL
01/08/2025	63.83	ISSUED	DONNA BRANCH
01/15/2025	14,614.69	ISSUED	DOW PIPE & FENCE SUPPLY CO
01/29/2025	300.00	ISSUED	DR KAREN HAYNES LPC-S
01/31/2025	7,000.00	ISSUED	DR MELISSA A REEVES LLC
01/15/2025	1,699,010.40	ISSUED	DRYMALLA CONSTRUCTION CO LLC
01/15/2025	1,000.00	ISSUED	DUKE UNIVERSITY CASHIERING
01/08/2025	449.50	ISSUED	DUN & BRADSTREET
01/08/2025	1,618.06	ISSUED	DYNAMISM INC
01/29/2025	24,105.96	ISSUED	EAGLE BRUSH & CHEMICAL
01/15/2025	9,059.36	ISSUED	EAGLE COLLISION REPAIR CENTER INC
01/29/2025	10,549.12	ISSUED	EAGLE COLLISION REPAIR CENTER INC
01/17/2025	1,335.00	ISSUED	ECDC
01/29/2025	65.00	ISSUED	ELAYNE CANTU
01/08/2025	7.23	ISSUED	ELISABETH GARCILAZO
01/08/2025	129.67	ISSUED	ELIZABETH HARRIS
01/08/2025	40.02	ISSUED	ELIZABETH OCHOA
01/29/2025	450.00	ISSUED	ELYSSA VEGA
01/08/2025	61.07	ISSUED	EMILY ONTIVEROS
01/08/2025	21.44	ISSUED	EMMA CRUZ
01/15/2025	1,315.00	ISSUED	ENCYCLOPAEDIA BRITANNICA INC
01/15/2025	475.50	ISSUED	ENHANCED LASER PRODUCTS
01/15/2025	1,435.55	ISSUED	ENHANCED LASER PRODUCTS
01/17/2025	2,771.00	ISSUED	ENHANCED LASER PRODUCTS
01/23/2025	180.00	ISSUED	ENHANCED LASER PRODUCTS
01/29/2025	75.00	ISSUED	ENHANCED LASER PRODUCTS
01/31/2025	1,251.50	ISSUED	ENHANCED LASER PRODUCTS
01/23/2025	158.78	ISSUED	ERIC ARMIN INC
01/29/2025	31.03	ISSUED	ERICA ARREDONDO
01/29/2025	18.00	ISSUED	ERICA BARAJAS
01/08/2025	4.62	ISSUED	ERICKA PALACIOS
01/17/2025	315.00	ISSUED	ERIN E THOMAS
01/08/2025	6,980.30	ISSUED	E-THERAPY INTERMEDIATE INC
01/15/2025	68.80	ISSUED	EVANS EQUIPMENT & ENVIRONMENTAL
01/15/2025	67.96	ISSUED	EVELYN MARTINEZ
01/29/2025	425.32	ISSUED	EWING IRRIGATION PRODUCTS INC
01/08/2025	16.76	ISSUED	FEDEX
01/29/2025	9.78	ISSUED	FEDEX
01/15/2025	1,376.33	ISSUED	FERGUSON ENTERPRISES LLC
01/17/2025	800.57	ISSUED	FERGUSON ENTERPRISES LLC
01/29/2025	356.95	ISSUED	FERGUSON ENTERPRISES LLC
01/17/2025	9,700.00	ISSUED	FIRE PROTECTION SERVICE INC
01/15/2025	61.86	ISSUED	FITNESS FINDERS INC
01/23/2025	81.49	ISSUED	FITNESS FINDERS INC
01/15/2025	44,868.00	ISSUED	FLEETSOFT LLC
01/17/2025	1,174.00	ISSUED	FLEMING INSTRUMENT REPAIR
01/29/2025	248.00	ISSUED	FLEMING INSTRUMENT REPAIR
01/15/2025	401.30	ISSUED	FLINN SCIENTIFIC INC
01/17/2025	224.06	ISSUED	FLINN SCIENTIFIC INC
01/23/2025	43.34	ISSUED	FLINN SCIENTIFIC INC
01/15/2025	300.00	ISSUED	FLOWERS FOR YOU
01/17/2025	3,429.00	ISSUED	FLOYETTE ORIGINALS INC
01/08/2025	145.74	ISSUED	FOLLETT CONTENT SOLUTIONS LLC
01/15/2025	999.08	ISSUED	FOLLETT CONTENT SOLUTIONS LLC
01/17/2025	549.22	ISSUED	FOLLETT CONTENT SOLUTIONS LLC
01/23/2025	81.10	ISSUED	FOLLETT CONTENT SOLUTIONS LLC
01/29/2025	12.60	ISSUED	FOLLETT CONTENT SOLUTIONS LLC
01/08/2025	15,327.80	ISSUED	FORT WORTH RUNNING COMPANY
01/15/2025	5,687.00	ISSUED	FORT WORTH RUNNING COMPANY
01/17/2025	2,890.50	ISSUED	FORT WORTH RUNNING COMPANY
01/23/2025	1,293.75	ISSUED	FORT WORTH RUNNING COMPANY
01/29/2025	1,146.75	ISSUED	FORT WORTH RUNNING COMPANY
01/08/2025	51.22	ISSUED	FRANCISCA GARZA
01/08/2025	1,099.16	ISSUED	FTG TEXAS
01/15/2025	155.47	ISSUED	FTG TEXAS
01/15/2025	92.00	ISSUED	FTG TEXAS
01/17/2025	370.54	ISSUED	FTG TEXAS
01/29/2025	122.00	ISSUED	FTG TEXAS
01/17/2025	4,373.00	ISSUED	FUN ABOUNDINGS INC
01/08/2025	823.01	ISSUED	FUNCTION4 (LEASE DIRECT)
01/15/2025	3,628.05	ISSUED	FUNCTION4 (LEASE DIRECT)
01/08/2025	90.00	ISSUED	G&M FLAGS AND FLAGPOLES INC
01/17/2025	419.00	ISSUED	G&M FLAGS AND FLAGPOLES INC
01/17/2025	355.55	ISSUED	GALLS LLC
01/29/2025	140.68	ISSUED	GALLS LLC
01/15/2025	60.38	ISSUED	GAME ONE
01/29/2025	7,465.07	ISSUED	GAME ONE
01/08/2025	750.75	ISSUED	GANDY INK
01/15/2025	995.00	ISSUED	GANDY INK

**PASADENA ISD
ACCOUNTS PAYABLE SYSTEM
CASH DISBURSEMENTS 01-01-2025 THRU 01-31-2025**

CHECK DATE	CHECK AMOUNT	CODE	VENDOR NAME
01/17/2025	6,975.00	ISSUED	GANDY INK
01/15/2025	9,590.28	ISSUED	GATEWAY PRINTING &
01/17/2025	2,058.78	ISSUED	GATEWAY PRINTING &
01/23/2025	72.15	ISSUED	GATEWAY PRINTING &
01/29/2025	4,358.52	ISSUED	GATEWAY PRINTING &
01/15/2025	15,577.46	ISSUED	GATEWAY PRINTING & OFFICE SUPPLY
01/23/2025	119.92	ISSUED	GATEWAY PRINTING & OFFICE SUPPLY
01/29/2025	1,257.10	ISSUED	GATEWAY PRINTING & OFFICE SUPPLY
01/08/2025	74.66	ISSUED	GEEMA MOORE
01/29/2025	21,865.25	ISSUED	GENERATOR SERVICE CENTER
01/29/2025	178.32	ISSUED	GFL ENVIRONMENTAL
01/15/2025	200.00	ISSUED	GHFCA
01/29/2025	194.35	ISSUED	GISELA DOMINGUEZ
01/24/2025	99.00	ISSUED	GLADYS SEGURA
01/17/2025	1,399.03	ISSUED	GLAZIER FOODS COMPANY
01/23/2025	973.59	ISSUED	GLOBAL INDUSTRIAL
01/15/2025	670.00	ISSUED	GOLD STONE AUTO GLASS
01/23/2025	350.00	ISSUED	GOLD STONE AUTO GLASS
01/29/2025	475.00	ISSUED	GOLD STONE AUTO GLASS
01/29/2025	37,500.00	ISSUED	GOOD REASON HOUSTON INC
01/29/2025	6,131.50	ISSUED	GOOLSBEE TIRE
01/15/2025	300.00	ISSUED	GOOSE CREEK CISD
01/29/2025	151.08	ISSUED	GOPHER
01/08/2025	154,436.87	ISSUED	GORDON FOOD SERVICE IN
01/08/2025	220,535.60	ISSUED	GORDON FOOD SERVICE IN
01/13/2025	164,599.91	ISSUED	GORDON FOOD SERVICE IN
01/15/2025	104,175.46	ISSUED	GORDON FOOD SERVICE IN
01/17/2025	202,819.67	ISSUED	GORDON FOOD SERVICE INC
01/17/2025	145,935.13	ISSUED	GORDON FOOD SERVICE INC
01/23/2025	4,642.00	ISSUED	GOWAN/GARRETT INC
01/29/2025	64.20	ISSUED	GRADUATE SALES & RECOGNITION LLC
01/15/2025	2,344.77	ISSUED	GRAINGER
01/29/2025	2,727.49	ISSUED	GRAINGER
01/17/2025	340.30	ISSUED	GRANITE TELECOMMUNICATIONS LLC
01/15/2025	3,900.00	ISSUED	GRAYSON ARMATURE WORKS INC
01/29/2025	304.33	ISSUED	GREG REYES
01/29/2025	196,655.58	ISSUED	GURRY MECHANICAL INC
01/29/2025	60,469.34	ISSUED	H2U WELLNESS CENTERS
01/17/2025	105.00	ISSUED	HANK BEEL
01/17/2025	25,071.00	ISSUED	HARDIES FRESH FOODS
01/29/2025	37,829.30	ISSUED	HARDIES FRESH FOODS
01/15/2025	77.70	ISSUED	HARRIS COUNTY DEPT OF EDUC
01/15/2025	198.22	ISSUED	HARRIS COUNTY DEPT OF EDUC
01/17/2025	1,157.05	ISSUED	HARRIS COUNTY DEPT OF EDUC
01/23/2025	257.50	ISSUED	HARRIS COUNTY DEPT OF EDUC
01/08/2025	4,853.52	ISSUED	HARRIS COUNTY TOLL ROAD AUTHOR
01/15/2025	37.64	ISSUED	HARRIS COUNTY TOLL ROAD AUTHOR
01/23/2025	3,514.09	ISSUED	HARRIS COUNTY TOLL ROAD AUTHOR
01/15/2025	3,612.75	ISSUED	HARRIS COUNTY-GENERAL
01/08/2025	24.40	ISSUED	HCTRA-VIOLATIONS
01/08/2025	24.80	ISSUED	HCTRA-VIOLATIONS
01/15/2025	92.60	ISSUED	HCTRA-VIOLATIONS
01/17/2025	57.40	ISSUED	HCTRA-VIOLATIONS
01/23/2025	67.00	ISSUED	HCTRA-VIOLATIONS
01/29/2025	113.72	ISSUED	HCTRA-VIOLATIONS
01/29/2025	209.96	ISSUED	HD SUPPLY FACILITIES MAINT LTD
01/08/2025	200.00	ISSUED	HENRY ALLEN GRUBBS
01/15/2025	2,750.00	ISSUED	HERC RENTALS INC
01/08/2025	74.72	ISSUED	HOLLY LEWALLEN
01/17/2025	66.41	ISSUED	HOLLY YOES
01/08/2025	3,639.37	ISSUED	HOLT TRUCK CENTERS
01/15/2025	3,723.37	ISSUED	HOLT TRUCK CENTERS
01/17/2025	5,801.07	ISSUED	HOLT TRUCK CENTERS
01/23/2025	371.80	ISSUED	HOLT TRUCK CENTERS
01/29/2025	808.04	ISSUED	HOLT TRUCK CENTERS
01/08/2025	141.98	ISSUED	HOME DEPOT CREDIT SERVICE
01/15/2025	4,545.19	ISSUED	HOME DEPOT CREDIT SERVICE
01/08/2025	268.83	ISSUED	HOPSKIPDRIVE INC
01/08/2025	25,014.96	ISSUED	HOPSKIPDRIVE INC
01/24/2025	1,592.02	ISSUED	HOPSKIPDRIVE INC
01/15/2025	1,050.00	ISSUED	HOSA-FUTURE HEALTH PROFESSIONALS
01/10/2025	521.00	ISSUED	HOUSTON CHRONICLE
01/15/2025	97.00	ISSUED	HOUSTON CHRONICLE
01/29/2025	1,275.00	ISSUED	HOUSTON MUSEUM OF NATL SCIENCE
01/29/2025	450.00	ISSUED	HOUSTON TASO FOOTBALL
01/29/2025	16,791.60	ISSUED	HOUSTON WIPER & MILL SUPPLY
01/29/2025	576.78	ISSUED	HUDL
01/29/2025	800.00	ISSUED	HUMBLE ISD ATHLETICS DEPT
01/15/2025	13,476.61	ISSUED	HUNTON DISTRIBUTION

**PASADENA ISD
ACCOUNTS PAYABLE SYSTEM
CASH DISBURSEMENTS 01-01-2025 THRU 01-31-2025**

CHECK DATE	CHECK AMOUNT	CODE	VENDOR NAME
01/17/2025	2,635.71	ISSUED	HUNTON DISTRIBUTION
01/29/2025	4,745.03	ISSUED	HUNTON DISTRIBUTION
01/17/2025	28,390.00	ISSUED	HUNTON SERVICES
01/15/2025	48.75	ISSUED	HUYETT
01/17/2025	28.87	ISSUED	HUYETT
01/29/2025	10.00	ISSUED	HUYETT
01/29/2025	350.00	ISSUED	HW MUSIC & VISUAL DESIGN
01/29/2025	300.00	ISSUED	HW MUSIC & VISUAL DESIGN
01/15/2025	4,812.50	ISSUED	ICE EXPRESS
01/08/2025	18.58	ISSUED	ICHI-BAN TROPHY & ENGRAVING
01/15/2025	526.50	ISSUED	ICHI-BAN TROPHY & ENGRAVING
01/23/2025	173.75	ISSUED	ICHI-BAN TROPHY & ENGRAVING
01/29/2025	807.72	ISSUED	ICHI-BAN TROPHY & ENGRAVING
01/31/2025	16.44	ISSUED	ICHI-BAN TROPHY & ENGRAVING
01/08/2025	12,083.66	ISSUED	IG CONSULTANTS
01/23/2025	762.39	ISSUED	IG CONSULTANTS
01/23/2025	1,403.53	ISSUED	IMAGENET CONSULTING-LEASE
01/15/2025	1,808.76	ISSUED	IML SECURITY SUPPLY
01/17/2025	10,608.22	ISSUED	IML SECURITY SUPPLY
01/08/2025	1,164.87	ISSUED	IMPERIAL DADE
01/15/2025	785.61	ISSUED	IMPERIAL DADE
01/29/2025	90.00	ISSUED	INKSPOT PRINTING
01/31/2025	1,315.40	ISSUED	INSTRUCTURE INC
01/08/2025	2,331.78	ISSUED	INTSEL STEEL DISTRIBUTORS
01/15/2025	1,033.19	ISSUED	INTSEL STEEL DISTRIBUTORS
01/23/2025	175.00	ISSUED	IONA HAWK
01/08/2025	26.52	ISSUED	IRMA GARZA
01/29/2025	75.00	ISSUED	ISABELLA SPEARS
01/15/2025	15,440.00	ISSUED	ISPHERE INNOVATION PARTNERS
01/23/2025	7,480.00	ISSUED	ISPHERE INNOVATION PARTNERS
01/29/2025	12,480.00	ISSUED	ISPHERE INNOVATION PARTNERS
01/08/2025	15.07	ISSUED	IVAN GARCIA
01/29/2025	240.00	ISSUED	JACOB SOTO
01/15/2025	724,204.32	ISSUED	JAMAIL & SMITH CONSTRUCTION LP
01/15/2025	57.37	ISSUED	JAMES JUSTICE
01/08/2025	24.54	ISSUED	JANET NUZZIE
01/08/2025	167.84	ISSUED	JANET NUZZIE
01/29/2025	48.98	ISSUED	JANET NUZZIE
01/08/2025	11.32	ISSUED	JANETTE MONTEMAYOR
01/23/2025	25.59	ISSUED	JANETTE MONTEMAYOR
01/15/2025	1,423.92	ISSUED	JASON'S DELI
01/08/2025	19.82	ISSUED	JENNIFER RAMIREZ
01/31/2025	20.00	ISSUED	JENNIFER TORRES
01/08/2025	104.09	ISSUED	JEREMY RICHARDSON
01/15/2025	286.55	ISSUED	JEREMY RICHARDSON
01/08/2025	37.19	ISSUED	JESSICA FRINSCO
01/29/2025	90.59	ISSUED	JESSICA REED
01/29/2025	38.95	ISSUED	JESSICA RIOS
01/08/2025	18.49	ISSUED	JOAN JORDAN
01/29/2025	105.00	ISSUED	JOE ALEXANDER
01/08/2025	385.67	ISSUED	JOE SAAVEDRA
01/23/2025	9,141.00	ISSUED	JOE'S BBQ
01/08/2025	25.06	ISSUED	JOHN EMMONS
01/17/2025	65.00	ISSUED	JOHN WILLIAMS
01/08/2025	90.00	ISSUED	JOHNNA MIKOLAJCHAK
01/29/2025	-	ISSUED	JOHNNA MIKOLAJCHAK
01/10/2025	371.96	ISSUED	JOHNSON SUPPLY
01/15/2025	2,394.84	ISSUED	JOHNSON SUPPLY
01/29/2025	7,441.94	ISSUED	JOHNSON SUPPLY
01/23/2025	425.00	ISSUED	JOLLY JUMPERS MOONWALKS
01/23/2025	2,047.30	ISSUED	JONAS AUS US HOLDCO INC
01/08/2025	220.50	ISSUED	JONES SCHOOL SUPPLY
01/15/2025	169.00	ISSUED	JONES SCHOOL SUPPLY
01/29/2025	53.50	ISSUED	JONES SCHOOL SUPPLY
01/08/2025	16.17	ISSUED	JOSE JIMENEZ
01/23/2025	262.60	ISSUED	JROTC DOG TAGS INC
01/08/2025	14.14	ISSUED	JUAN ROCHA
01/15/2025	260.19	ISSUED	JW PEPPER & SON INC
01/17/2025	930.88	ISSUED	JW PEPPER & SON INC
01/23/2025	13.75	ISSUED	JW PEPPER & SON INC
01/29/2025	1,998.96	ISSUED	JW PEPPER & SON INC
01/31/2025	12.99	ISSUED	JW PEPPER & SON INC
01/08/2025	55.42	ISSUED	KALEY CARTER
01/23/2025	20.00	ISSUED	KARIN TONG
01/08/2025	52.55	ISSUED	KARLA GUTIERREZ
01/17/2025	2,500.00	ISSUED	KATY ISD
01/08/2025	26.46	ISSUED	KEESHA BRUCE
01/15/2025	160.00	ISSUED	KENNETH DEAN FANTI
01/18/2025	80.00	ISSUED	KEYLYS DE LA ROSA

**PASADENA ISD
ACCOUNTS PAYABLE SYSTEM
CASH DISBURSEMENTS 01-01-2025 THRU 01-31-2025**

CHECK DATE	CHECK AMOUNT	CODE	VENDOR NAME
01/24/2025	183.00	ISSUED	KIMBERLY AUBIN
01/08/2025	24.38	ISSUED	KIMBERLY BLACKNELL
01/23/2025	1.14	ISSUED	KIMBERLY BLACKNELL
01/08/2025	43.96	ISSUED	KIMBERLY DEAN
01/15/2025	706.22	ISSUED	KING RANCH AG & TURF
01/08/2025	23,063.76	ISSUED	KIRKMONT MUNICIPAL UTILITY DIS
01/15/2025	169,887.00	ISSUED	KOMMERCIAL KITCHENS
01/17/2025	1,665.00	ISSUED	KOMMERCIAL KITCHENS
01/08/2025	181.29	ISSUED	KURT BEARD
01/08/2025	23.90	ISSUED	KYLE CURD
01/15/2025	377.40	ISSUED	LA BRISA ICE CREAM
01/29/2025	140.00	ISSUED	LACHAD CHATMON
01/15/2025	1,700.00	ISSUED	LAFFERTY VILLA LLC
01/08/2025	94.95	ISSUED	LAKESHORE LEARNING MATERIALS LLC
01/10/2025	396.98	ISSUED	LAKESHORE LEARNING MATERIALS LLC
01/08/2025	30.38	ISSUED	LARA ROBERTS
01/29/2025	120.00	ISSUED	LARRY GUINN PITTS
01/08/2025	6,850.00	ISSUED	LASHASTA BELL LLC
01/15/2025	600.00	ISSUED	LASHASTA BELL LLC
01/15/2025	17.50	ISSUED	LAUREN ARAGON
01/10/2025	2,457.00	ISSUED	LEARNING A-Z LLC
01/15/2025	5,472.00	ISSUED	LEARNING A-Z LLC
01/23/2025	675.00	ISSUED	LEARNING A-Z LLC
01/29/2025	50.00	ISSUED	LEE COLLEGE BASKETBALL
01/15/2025	995.00	ISSUED	LEGO EDUCATION US
01/15/2025	100.00	ISSUED	LEIBY SANCHEZ LOPEZ
01/08/2025	40.00	ISSUED	LEONARDO BARRAGAN
01/17/2025	2,324.00	ISSUED	LEONETTI GRAPHICS
01/15/2025	160.00	ISSUED	LESLIE JARED
01/15/2025	43.70	ISSUED	LESLIE RAMOS
01/08/2025	4.09	ISSUED	LESLIE RUSTIN
01/15/2025	4.09	ISSUED	LESLIE RUSTIN
01/08/2025	(4.09)	VOIDED	LESLIE RUSTIN
01/08/2025	36.76	ISSUED	LETICIA GARCIA
01/08/2025	11.39	ISSUED	LETICIA GONZALEZ
01/23/2025	7,312.50	ISSUED	LETS TALK ABOUT IT SPCH THERAPY
01/23/2025	2,200.00	ISSUED	LEXIA LEARNING SYSTEMS LLC
01/23/2025	1,320.00	ISSUED	LEXIA LEARNING SYSTEMS LLC
01/17/2025	15,013.04	ISSUED	LIBERTY MUTUAL INSURANCE
01/08/2025	2,059.77	ISSUED	LIBERTY OFFICE PRODUCTS
01/15/2025	85.62	ISSUED	LIBERTY OFFICE PRODUCTS
01/17/2025	583.10	ISSUED	LIBERTY OFFICE PRODUCTS
01/17/2025	2,132.43	ISSUED	LIBERTY OFFICE PRODUCTS
01/23/2025	1,313.71	ISSUED	LIBERTY OFFICE PRODUCTS
01/29/2025	1,656.68	ISSUED	LIBERTY OFFICE PRODUCTS
01/15/2025	14,458.84	ISSUED	LIBRARIA
01/08/2025	18.43	ISSUED	LILIANA RIOS CANTU
01/08/2025	13.21	ISSUED	LINCY DUE
01/08/2025	16.08	ISSUED	LISA VELASQUEZ
01/17/2025	724.00	ISSUED	LISLE VIOLIN SHOP
01/29/2025	5,706.85	ISSUED	LISLE VIOLIN SHOP
01/29/2025	2,519.85	ISSUED	LISLE VIOLIN SHOP
01/29/2025	3,187.00	ISSUED	LISLE VIOLIN SHOP
01/29/2025	(5,706.85)	VOIDED	LISLE VIOLIN SHOP
01/15/2025	1,000.00	ISSUED	LONE STAR LEARNING
01/08/2025	5.64	ISSUED	LORI GRANDE
01/23/2025	1,259.25	ISSUED	LOVING GUIDANCE LLC
01/29/2025	2,892.75	ISSUED	LOVING GUIDANCE LLC
01/15/2025	2,067.72	ISSUED	LOWE'S HOME CENTERS LLC
01/23/2025	130.96	ISSUED	LOWE'S HOME CENTERS LLC
01/15/2025	758.70	ISSUED	M&D SUPPLY INC
01/17/2025	987.97	ISSUED	M&D SUPPLY INC
01/17/2025	539.55	ISSUED	MACIE PUBLISHING COMPANY
01/15/2025	1,300.32	ISSUED	MACKIN EDUCATIONAL RESOURCES
01/17/2025	312.71	ISSUED	MACKIN EDUCATIONAL RESOURCES
01/29/2025	341.40	ISSUED	MACKIN EDUCATIONAL RESOURCES
01/15/2025	207.74	ISSUED	MAGAZINE SUBSCRIPTIONSPTP AUS
01/23/2025	426.40	ISSUED	MAGAZINE SUBSCRIPTIONSPTP AUS
01/17/2025	150.00	ISSUED	MARIA A FEIMSTER
01/29/2025	23.91	ISSUED	MARIA CARBAJAL BARAHONA
01/08/2025	28.45	ISSUED	MARIA DELEON
01/08/2025	11.52	ISSUED	MARIA GARZA
01/08/2025	28.33	ISSUED	MARIA GUAJARDO
01/08/2025	23.32	ISSUED	MARIA LERMA
01/17/2025	77.90	ISSUED	MARIA MENDEZ
01/17/2025	400.00	ISSUED	MARIA MENDEZ
01/08/2025	19.54	ISSUED	MARIANELA DIAZ
01/15/2025	127.58	ISSUED	MARIANNA INDUSTRIES INC
01/29/2025	1,349.93	ISSUED	MARIANNA INDUSTRIES INC

**PASADENA ISD
ACCOUNTS PAYABLE SYSTEM
CASH DISBURSEMENTS 01-01-2025 THRU 01-31-2025**

CHECK DATE	CHECK AMOUNT	CODE	VENDOR NAME
01/29/2025	60.00	ISSUED	MARK WALLS
01/17/2025	1,687.68	ISSUED	MARKS PLUMBING PARTS
01/08/2025	49.48	ISSUED	MARLA NICKELSON
01/08/2025	14.81	ISSUED	MARY HARRYMAN
01/08/2025	25.20	ISSUED	MARYSOL RODRIGUEZ
01/08/2025	662.36	ISSUED	MATHESON TRI-GAS INC
01/15/2025	36.00	ISSUED	MATHESON TRI-GAS INC
01/29/2025	33.00	ISSUED	MATHESON TRI-GAS INC
01/29/2025	240.00	ISSUED	MATHEW JOSSIAH PEREZ
01/08/2025	685.00	ISSUED	MATHWARMUPS.COM
01/15/2025	2,740.00	ISSUED	MATHWARMUPS.COM
01/31/2025	7,065.00	ISSUED	MATHWARMUPS.COM
01/15/2025	523.00	ISSUED	MAVICH LLC
01/08/2025	150.00	ISSUED	MBM FINANCIAL HOLDINGS LP
01/08/2025	217.04	ISSUED	MBM FINANCIAL HOLDINGS LP
01/17/2025	756.03	ISSUED	MCCORMICK'S GROUP LLC
01/15/2025	302.00	ISSUED	MCDONALD'S TEXAS INVITATIONAL
01/17/2025	79,825.00	ISSUED	MCKENNA CONTRACTING INC
01/15/2025	47.94	ISSUED	MELISSA GARZA
01/08/2025	11.66	ISSUED	MELISSA GUTIERREZ
01/08/2025	200.00	ISSUED	MELISSA MARTINEZ
01/17/2025	4,173.00	ISSUED	MERIT ROOFING SYSTEMS INC
01/08/2025	631.00	ISSUED	MFAC LLC
01/15/2025	350.00	ISSUED	MHS NJROTC
01/31/2025	20.00	ISSUED	MIA DELGADO
01/08/2025	63.59	ISSUED	MICHAEL KAEMMER
01/15/2025	360.00	ISSUED	MICHAEL KASINGER
01/29/2025	-	ISSUED	MICHAEL PRESTON
01/08/2025	-	ISSUED	MICHAEL SEGRIST
01/08/2025	15.53	ISSUED	MICHELLE BLANK
01/08/2025	39.08	ISSUED	MICHELLE BLANK
01/15/2025	31.17	ISSUED	MICHELLE BLANK
01/17/2025	39.87	ISSUED	MICHELLE LEBLEU
01/29/2025	41.83	ISSUED	MICHELLE NEWMAN
01/08/2025	40.00	ISSUED	MIKIE ESCAMILLA
01/15/2025	1,097.29	ISSUED	MIL-BAR PLASTICS
01/17/2025	1,097.29	ISSUED	MIL-BAR PLASTICS
01/17/2025	(1,097.29)	VOIDED	MIL-BAR PLASTICS
01/08/2025	36.82	ISSUED	MIREYA VILLARREAL
01/29/2025	4,074.00	ISSUED	MOBILE MODULAR PORTABLE STORAGE
01/17/2025	1,415.01	ISSUED	MODUSERVE
01/17/2025	466.24	ISSUED	MODUSERVE
01/23/2025	369.48	ISSUED	MODUSERVE
01/29/2025	600.00	ISSUED	MONDEE STONE
01/29/2025	225.00	ISSUED	MONDEE STONE
01/17/2025	24,760.00	ISSUED	MONUMENT CHEVROLET
01/29/2025	65,460.00	ISSUED	MONUMENT CHEVROLET
01/23/2025	4,425.00	ISSUED	MORGAN LIVESTOCK EQUIPMENT
01/29/2025	1,128.60	ISSUED	MSC INDUSTRIAL SUPPLY CO
01/17/2025	435.16	ISSUED	MUSIC AND ARTS
01/29/2025	7,069.10	ISSUED	MUSIC AND ARTS
01/15/2025	480.00	ISSUED	NANNETTE CHACHERE WALKER
01/08/2025	1,880.58	ISSUED	NAPA AUTO PARTS
01/15/2025	821.94	ISSUED	NAPA AUTO PARTS
01/17/2025	3.99	ISSUED	NAPA AUTO PARTS
01/17/2025	926.90	ISSUED	NAPA AUTO PARTS
01/23/2025	166.82	ISSUED	NAPA AUTO PARTS
01/29/2025	1,571.92	ISSUED	NAPA AUTO PARTS
01/29/2025	1,144.80	ISSUED	NASP
01/08/2025	4.76	ISSUED	NATHAN ARNOLD
01/08/2025	344.76	ISSUED	NATIONAL TAILORS
01/15/2025	18.00	ISSUED	NATIONAL TAILORS
01/08/2025	1,562.60	ISSUED	NATURA
01/08/2025	120.00	ISSUED	NAYELI DIAZ
01/15/2025	60.00	ISSUED	NCCER
01/29/2025	4,348.20	ISSUED	NCS PEARSON INC
01/29/2025	2,722.70	ISSUED	NCS PEARSON INC
01/08/2025	3.89	ISSUED	NINFA JASSO
01/08/2025	18.50	ISSUED	NORMA JIMENEZ
01/08/2025	4,408.00	ISSUED	NOTHING BUNDT CAKES
01/15/2025	180.00	ISSUED	NOVUS WOOD GROUP LP
01/17/2025	384.00	ISSUED	NOVUS WOOD GROUP LP
01/08/2025	69,439.00	ISSUED	NRG PARK
01/08/2025	288.77	ISSUED	ODP BUSINESS SOLUTIONS LLC
01/15/2025	245.13	ISSUED	ODP BUSINESS SOLUTIONS LLC
01/15/2025	499.99	ISSUED	ODP BUSINESS SOLUTIONS LLC
01/23/2025	1,547.60	ISSUED	ODP BUSINESS SOLUTIONS LLC
01/23/2025	1,115.77	ISSUED	ODP BUSINESS SOLUTIONS LLC
01/23/2025	367.30	ISSUED	ODP BUSINESS SOLUTIONS LLC

**PASADENA ISD
ACCOUNTS PAYABLE SYSTEM
CASH DISBURSEMENTS 01-01-2025 THRU 01-31-2025**

CHECK DATE	CHECK AMOUNT	CODE	VENDOR NAME
01/29/2025	2,743.73	ISSUED	ODP BUSINESS SOLUTIONS LLC
01/29/2025	50,883.84	ISSUED	ODP BUSINESS SOLUTIONS LLC
01/08/2025	1,692.51	ISSUED	O'REILLY AUTO PARTS
01/15/2025	167.14	ISSUED	O'REILLY AUTO PARTS
01/17/2025	401.25	ISSUED	O'REILLY AUTO PARTS
01/23/2025	383.92	ISSUED	O'REILLY AUTO PARTS
01/29/2025	747.54	ISSUED	O'REILLY AUTO PARTS
01/08/2025	600.64	ISSUED	OTC BRANDS INC
01/17/2025	113.25	ISSUED	OTC BRANDS INC
01/29/2025	161.21	ISSUED	OTC BRANDS INC
01/29/2025	902.76	ISSUED	OVOL USA
01/15/2025	42.84	ISSUED	PAIGE MAYO
01/23/2025	3,666.67	ISSUED	PANORAMA EDUCATION INC
01/23/2025	300.00	ISSUED	PAPPA YOLK'S GRILL
01/29/2025	7,874.36	ISSUED	PARTS TOWN LLC
01/15/2025	1,250.00	ISSUED	PASADENA CHAMBER OF COMMERCE
01/29/2025	500.00	ISSUED	PASADENA ISD ATHLETIC HALL OF FAME
01/10/2025	59,890.00	ISSUED	PASCO BROKERAGE INC
01/08/2025	15.01	ISSUED	PATRICIA FRAGA
01/08/2025	26.81	ISSUED	PATRICIA MARTINEZ
01/29/2025	3,798.90	ISSUED	PBK ARCHITECTS INC
01/15/2025	277.58	ISSUED	PENSKE TRUCK LEASING LP
01/15/2025	490.00	ISSUED	PEOPLE'S CHOICE ASSOCIATION
01/08/2025	90,764.74	ISSUED	PERDUE, BRANDON, FIELDER,
01/15/2025	117,081.98	ISSUED	PERDUE, BRANDON, FIELDER,
01/08/2025	77.51	ISSUED	PERMA-BOUND BOOKS
01/17/2025	71.82	ISSUED	PERMA-BOUND BOOKS
01/23/2025	1,640.00	ISSUED	PIONEER ATHLETICS
01/17/2025	500.00	ISSUED	PISD EDU FOUNDATION PR
01/23/2025	500.00	ISSUED	PISD EDU FOUNDATION PR
01/29/2025	500.00	ISSUED	PISD EDU FOUNDATION PR
01/29/2025	(500.00)	VOIDED	PISD EDU FOUNDATION PR
01/29/2025	500.00	ISSUED	PISD EDUCATION FOUNDATION
01/15/2025	310.00	ISSUED	PISD POLICE OFFICERS ASSOC
01/17/2025	4,277.04	ISSUED	PITNEY BOWES GLOBAL FINAN SRVS
01/15/2025	1,104.47	ISSUED	PLAYGROUND SOLUTIONS OF TEXAS, INC
01/08/2025	25.50	ISSUED	PO PANHA CORPORATION
01/15/2025	146.00	ISSUED	PO PANHA CORPORATION
01/23/2025	30,853.40	ISSUED	PO PANHA CORPORATION
01/17/2025	116.00	ISSUED	POLICE DEPT MISC EXP PETTY CASH
01/17/2025	36.00	ISSUED	POLICE DEPT MISC EXP PETTY CASH
01/23/2025	233.87	ISSUED	POLICE DEPT MISC EXP PETTY CASH
01/29/2025	80.00	ISSUED	POLICE DEPT MISC EXP PETTY CASH
01/08/2025	1,300.54	ISSUED	POSITIVE PROMOTIONS INC
01/08/2025	376.19	ISSUED	PRECISION BUSINESS MACHINES
01/15/2025	269.95	ISSUED	PRECISION BUSINESS MACHINES
01/29/2025	1,074,227.01	ISSUED	PREFERRED TECHNOLOGIES LLC
01/17/2025	42,359.59	ISSUED	PRESENCELEARNING INC
01/15/2025	357.60	ISSUED	PRINT CENTRAL
01/29/2025	617.96	ISSUED	PRINT CENTRAL
01/15/2025	4,172.00	ISSUED	PROCOMPUTING LLC
01/29/2025	951.82	ISSUED	PS LIGHTWAVE LLC
01/15/2025	203.52	ISSUED	PYRAMID SCHOOL PRODUCTS
01/23/2025	207.80	ISSUED	QEP PROFESSIONAL BOOKS
01/08/2025	6,860.00	ISSUED	QUINCY LEE SHELTON
01/08/2025	2,380.00	ISSUED	QUINCY LEE SHELTON
01/08/2025	2,100.00	ISSUED	QUINCY LEE SHELTON
01/08/2025	2,380.00	ISSUED	QUINCY LEE SHELTON
01/15/2025	560.00	ISSUED	QUINCY LEE SHELTON
01/08/2025	(6,860.00)	VOIDED	QUINCY LEE SHELTON
01/15/2025	2,027.25	ISSUED	QUIZIZZ INC
01/23/2025	1,340.00	ISSUED	R & K COMMERCIAL AQUATIC SERVICE
01/29/2025	587.65	ISSUED	RABA KISTNER INC
01/24/2025	57.00	ISSUED	RACHEL PIPKIN
01/13/2025	98.28	ISSUED	RALLY INC
01/17/2025	360.00	ISSUED	RAPTOR TECHNOLOGIES, LLC
01/23/2025	105.00	ISSUED	RAPTOR TECHNOLOGIES, LLC
01/29/2025	370.00	ISSUED	RAPTOR TECHNOLOGIES, LLC
01/31/2025	185.00	ISSUED	RAPTOR TECHNOLOGIES, LLC
01/29/2025	1,400.00	ISSUED	RC HEALTH SERVICES INC
01/08/2025	304.79	ISSUED	READYREFRESH
01/15/2025	71.95	ISSUED	READYREFRESH
01/17/2025	121.91	ISSUED	READYREFRESH
01/24/2025	714.21	ISSUED	READYREFRESH
01/15/2025	201.90	ISSUED	REALLY GOOD STUFF LLC
01/29/2025	279.96	ISSUED	REALLY GOOD STUFF LLC
01/15/2025	8.92	ISSUED	REBEKKA ALLEN
01/15/2025	450.00	ISSUED	REGION IV EDUCATION SRVC CENTER

**PASADENA ISD
ACCOUNTS PAYABLE SYSTEM
CASH DISBURSEMENTS 01-01-2025 THRU 01-31-2025**

CHECK DATE	CHECK AMOUNT	CODE	VENDOR NAME
01/17/2025	2,835.60	ISSUED	REGION IV EDUCATION SRVC CENTER
01/29/2025	2,111.20	ISSUED	REGION IV EDUCATION SRVC CENTER
01/10/2025	300.00	ISSUED	REGION XIX UIL MUSIC
01/15/2025	150.00	ISSUED	REGION XIX UIL MUSIC
01/15/2025	280.00	ISSUED	REGION XIX UIL MUSIC
01/15/2025	240.00	ISSUED	REGION XIX UIL MUSIC
01/15/2025	140.00	ISSUED	REGION XIX UIL MUSIC
01/15/2025	280.00	ISSUED	REGION XIX UIL MUSIC
01/08/2025	19,060.06	ISSUED	REPUBLIC SERVICES INC #853
01/08/2025	100.00	ISSUED	REZWAN HOSSAIN
01/29/2025	(100.00)	VOIDED	REZWAN HOSSAIN
01/17/2025	72.09	ISSUED	RICHARD CRANDALL
01/23/2025	51.89	ISSUED	RICHARD CRANDALL
01/08/2025	90.28	ISSUED	RICHARD HOLT
01/15/2025	3,320.91	ISSUED	RIDLEY'S VACUUM & JANITORIAL
01/17/2025	749.77	ISSUED	RIDLEY'S VACUUM & JANITORIAL
01/29/2025	1,294.60	ISSUED	RIDLEY'S VACUUM & JANITORIAL
01/10/2025	275.00	ISSUED	RION N HART, PH.D
01/08/2025	1,401.37	ISSUED	RIYAD THIAB
01/15/2025	652.50	ISSUED	ROCHESTER 100 INC
01/15/2025	435.00	ISSUED	RODEO AUSTIN
01/15/2025	45.00	ISSUED	ROEL GARCIA
01/29/2025	733.00	ISSUED	ROESSLER EQUIPMENT CO INC
01/29/2025	1,875.00	ISSUED	ROGERS MORRIS & GROVER LLP
01/29/2025	6,140.78	ISSUED	ROGERS MORRIS & GROVER LLP
01/29/2025	46.51	ISSUED	ROLANDO MERCHAN
01/17/2025	824.00	ISSUED	ROMEO MUSIC
01/08/2025	27.16	ISSUED	ROSELYN GUTIERREZ
01/15/2025	390.00	ISSUED	ROTARY CLUB OF PASADENA
01/08/2025	264.08	ISSUED	RUPERTO JASO
01/08/2025	1,513.94	ISSUED	RUSH BUS CENTER
01/15/2025	940.89	ISSUED	RUSH BUS CENTER
01/17/2025	3,893.04	ISSUED	RUSH BUS CENTER
01/23/2025	4,543.26	ISSUED	RUSH BUS CENTER
01/17/2025	63.00	ISSUED	RUTH TENORIO
01/08/2025	34.32	ISSUED	RUTH TOLBERT
01/08/2025	41.07	ISSUED	RYAN FOUNTAIN
01/17/2025	156.54	ISSUED	RYAN NYGAARD
01/17/2025	173.77	ISSUED	SAFETY-KLEEN SYSTEMS INC
01/15/2025	1,695.00	ISSUED	SAFETYMED LLC
01/17/2025	40,140.00	ISSUED	SAFEWAY SUPPLY INC
01/15/2025	1,625.00	ISSUED	SAM'S LIMOUSINE AND TRANSPORT
01/29/2025	1,800.00	ISSUED	SAM'S LIMOUSINE AND TRANSPORT
01/23/2025	1,000.00	ISSUED	SAN JACINTO COLLEGE
01/15/2025	518.75	ISSUED	SAN JACINTO COLLEGE DISTRICT
01/15/2025	1,000.00	ISSUED	SAN JACINTO COLLEGE SOUTH CAMPUS
01/08/2025	3,800.00	ISSUED	SAND GRAVEL & MULCH LLC
01/08/2025	34.64	ISSUED	SANDRA RAMIREZ
01/23/2025	59.84	ISSUED	SANDRA THOMAS
01/08/2025	53.04	ISSUED	SANTIAGO CARBAJAL
01/08/2025	50.00	ISSUED	SARAH BURKE
01/08/2025	66.91	ISSUED	SARAH CARNES
01/17/2025	147.75	ISSUED	SARAH CARNES
01/29/2025	240.00	ISSUED	SAVANNAH CAFE & BAKERY
01/08/2025	1,520.13	ISSUED	SCHOLASTIC BOOK FAIRS
01/10/2025	4,063.04	ISSUED	SCHOLASTIC BOOK FAIRS
01/10/2025	2,717.23	ISSUED	SCHOLASTIC BOOK FAIRS
01/15/2025	805.10	ISSUED	SCHOLASTIC BOOK FAIRS
01/29/2025	5,775.47	ISSUED	SCHOLASTIC BOOK FAIRS
01/31/2025	5,437.58	ISSUED	SCHOLASTIC BOOK FAIRS
01/08/2025	460.93	ISSUED	SCHOLASTIC INC
01/15/2025	430.00	ISSUED	SCHOLASTIC INC
01/29/2025	109.89	ISSUED	SCHOLASTIC INC MAGAZINES
01/29/2025	446.86	ISSUED	SCHOOL NURSE SUPPLY INC
01/23/2025	184.52	ISSUED	SCHOOL SPECIALTY LLC
01/29/2025	1,989.36	ISSUED	SCHOOL SPECIALTY LLC
01/31/2025	697.32	ISSUED	SCHOOL SPECIALTY LLC
01/15/2025	352.18	ISSUED	SCHOOLLIFE A DIVISION
01/29/2025	-	ISSUED	SCHUYLER MORRIS
01/15/2025	3,500.00	ISSUED	SCOTT SHERWOOD MUSIC LLC
01/17/2025	196.87	ISSUED	SEAN MOES
01/15/2025	1,000.00	ISSUED	SEBCO BOOKS
01/08/2025	26.93	ISSUED	SELENA CONTRERAS
01/17/2025	392.00	ISSUED	SEVEN LAKES HS
01/15/2025	100.00	ISSUED	SHADOW CREEK CHOIR BOOSTER CLUB
01/08/2025	26.25	ISSUED	SHANDA KAROW
01/23/2025	11.05	ISSUED	SHANDA KAROW
01/17/2025	250.00	ISSUED	SHANE ANTHONY NEAL
01/08/2025	19.70	ISSUED	SHERRONDA TISDALE

**PASADENA ISD
ACCOUNTS PAYABLE SYSTEM
CASH DISBURSEMENTS 01-01-2025 THRU 01-31-2025**

CHECK DATE	CHECK AMOUNT	CODE	VENDOR NAME
01/15/2025	22.79	ISSUED	SHERRONDA TISDALE
01/15/2025	75.10	ISSUED	SHERWIN-WILLIAMS (SPENCER)
01/23/2025	59.46	ISSUED	SHERWIN-WILLIAMS (SPENCER)
01/29/2025	338.23	ISSUED	SHERWIN-WILLIAMS (SPENCER)
01/08/2025	21,193.50	ISSUED	SHILOH TREATMENT CENTER
01/17/2025	18.75	ISSUED	SILVIA GARCIA
01/08/2025	32,400.00	ISSUED	SITEK OMNI SERVICES LLC
01/08/2025	944.60	ISSUED	SITEONE LANDSCAPE SUPPLY LLC
01/17/2025	11,452.00	ISSUED	SKG CONSULTING LLC
01/15/2025	2,160.00	ISSUED	SKILLSUSA INC
01/29/2025	16.00	ISSUED	SKILLSUSA INC
01/15/2025	1,043.00	ISSUED	SKYWARD ACCOUNTING DEPT
01/15/2025	632.00	ISSUED	SNA DEPOSITORY
01/17/2025	107.34	ISSUED	SOLUTIONS PEST & LAWN
01/15/2025	1,494.17	ISSUED	SOUTH HOUSTON GOLF CARTS
01/29/2025	12.00	ISSUED	SOUTH HOUSTON HS MISC EXP PETTY CASH
01/15/2025	150.00	ISSUED	SOUTHEASTERN PERFORM APPAREL
01/15/2025	2,062.81	ISSUED	SOUTHERN FLORAL COMPANY
01/17/2025	186.14	ISSUED	SOUTHERN FLORAL COMPANY
01/08/2025	784.27	ISSUED	SOUTHERN ICE CREAM
01/17/2025	4,246.17	ISSUED	SOUTHERN ICE CREAM
01/08/2025	540.00	ISSUED	SOUTHERN TIRE MART LLC
01/17/2025	44,218.63	ISSUED	SOUTHWASTE DISPOSAL LLC
01/17/2025	44,218.63	ISSUED	SOUTHWASTE DISPOSAL LLC
01/17/2025	(44,218.63)	VOIDED	SOUTHWASTE DISPOSAL LLC
01/17/2025	198.75	ISSUED	SPALDING NICHOLS LAMP LANGLOIS
01/08/2025	269.28	ISSUED	SPARKLETTS AND SIERRA SPRINGS
01/15/2025	35.42	ISSUED	SPARKLETTS AND SIERRA SPRINGS
01/29/2025	262.29	ISSUED	SPARKLETTS AND SIERRA SPRINGS
01/15/2025	2,120.00	ISSUED	SPECIALTY SPLY & INSTALLATION
01/23/2025	6,238.40	ISSUED	SPI PARENT HOLDING CORPORATION LLC
01/15/2025	1,549.99	ISSUED	SPM DOCUMENT SOLUTIONS
01/29/2025	1,188.83	ISSUED	SPM DOCUMENT SOLUTIONS
01/15/2025	25.05	ISSUED	SPOK INC
01/08/2025	64.37	ISSUED	STACEY BARBER
01/15/2025	343.26	ISSUED	STACY RABAGO
01/08/2025	587.79	ISSUED	STEEL SUPPLY INC
01/17/2025	320.14	ISSUED	STEEL SUPPLY INC
01/29/2025	253.49	ISSUED	STEEL SUPPLY LP
01/08/2025	143.87	ISSUED	STEFANIE MASLOWSKI
01/08/2025	21.31	ISSUED	STEPHANIE GRIFFIN
01/17/2025	196.87	ISSUED	STEPHANIE HARDMAN
01/29/2025	104.14	ISSUED	STEPHANIE MESA
01/08/2025	46.17	ISSUED	STEPHANIE MILLER
01/15/2025	160.00	ISSUED	STEPHANIE PURGLEY
01/29/2025	-	ISSUED	STEPHANIE RANKIN
01/08/2025	46.48	ISSUED	STEPHANIE SPITZER
01/23/2025	57.37	ISSUED	STEPHANIE SPITZER
01/08/2025	26.32	ISSUED	STEPHEN LEW
01/15/2025	162.00	ISSUED	STEVE WEISS MUSIC INC
01/29/2025	38.95	ISSUED	STEVE WEISS MUSIC INC
01/08/2025	629.00	ISSUED	STEVE'S WINDOW FASHIONS
01/29/2025	1,645.00	ISSUED	STEVE'S WINDOW FASHIONS
01/15/2025	43,239.50	ISSUED	SUN COAST RESOURCES LLC
01/17/2025	95.00	ISSUED	SUN COAST RESOURCES LLC
01/23/2025	27,289.19	ISSUED	SUN COAST RESOURCES LLC
01/29/2025	32,517.71	ISSUED	SUN COAST RESOURCES LLC
01/29/2025	400.18	ISSUED	SUNBELT RENTALS INC
01/15/2025	17,000.00	ISSUED	SUPERIOR PT & WALLCOVERING INC
01/15/2025	1,309.88	ISSUED	SW SCHOOL SUPPLY
01/29/2025	234.67	ISSUED	SW SCHOOL SUPPLY
01/15/2025	537.00	ISSUED	SWANK MOVIE LICENSING USA
01/23/2025	1,380.00	ISSUED	SWANK MOVIE LICENSING USA
01/15/2025	300.00	ISSUED	SWEENY ATHLETICS
01/15/2025	2,318.00	ISSUED	SYNOVIA SOLUTIONS LLC
01/08/2025	37.13	ISSUED	TAMIKO BROWN
01/15/2025	34.98	ISSUED	TAMIKO BROWN
01/08/2025	115.97	ISSUED	TANIS GRIFFIN
01/29/2025	300.00	ISSUED	TARKINGTON ATHLETIC BOOSTER CLUB
01/15/2025	48.00	ISSUED	TASN
01/15/2025	1,031.00	ISSUED	TCTA
01/15/2025	800.00	ISSUED	TED SONNIER
01/15/2025	66.60	ISSUED	TENISHA FONTENETT
01/15/2025	376.00	ISSUED	TEPSA
01/17/2025	376.00	ISSUED	TEPSA
01/29/2025	280.00	ISSUED	TEPSA
01/15/2025	39,816.39	ISSUED	TERRACON CONSULTANTS INC
01/17/2025	20,500.00	ISSUED	TERRACON CONSULTANTS INC
01/29/2025	12,915.00	ISSUED	TERRACON CONSULTANTS INC

**PASADENA ISD
ACCOUNTS PAYABLE SYSTEM
CASH DISBURSEMENTS 01-01-2025 THRU 01-31-2025**

CHECK DATE	CHECK AMOUNT	CODE	VENDOR NAME
01/29/2025	129.00	ISSUED	TETL
01/15/2025	2,146.84	ISSUED	TEXAS AFT AMP
01/29/2025	413.14	ISSUED	TEXAS ALTERNATOR STARTER SVC
01/29/2025	15,769.26	ISSUED	TEXAS ARCADIS INC
01/17/2025	35.00	ISSUED	TEXAS COMM ON LAW ENFORCEMENT
01/24/2025	(35.00)	VOIDED	TEXAS COMM ON LAW ENFORCEMENT
01/29/2025	150.00	ISSUED	TEXAS COUNSELING ASSOCIATION
01/17/2025	0.01	ISSUED	TEXAS DEPT OF INFO RESOURCES
01/29/2025	0.04	ISSUED	TEXAS DEPT OF INFO RESOURCES
01/15/2025	57.00	ISSUED	TEXAS DEPT OF STATE HEALTH SVC
01/15/2025	57.00	ISSUED	TEXAS DEPT OF STATE HEALTH SVC
01/15/2025	690.00	ISSUED	TEXAS FCCLA
01/08/2025	34,029.35	ISSUED	TEXAS GENERAL LAND OFFICE
01/29/2025	48,289.79	ISSUED	TEXAS GENERAL LAND OFFICE
01/15/2025	385.00	ISSUED	TEXAS HOSA
01/17/2025	1,910.00	ISSUED	TEXAS MOTION SPORTS
01/15/2025	1,170.00	ISSUED	TEXAS PARKS AND WILDLIFE DEPT
01/15/2025	430.00	ISSUED	TEXAS PARKS AND WILDLIFE DEPT
01/29/2025	2,600.32	ISSUED	TEXAS SCENIC COMPANY INC
01/15/2025	160.00	ISSUED	TEXAS STARBASE INC
01/17/2025	1,458.00	ISSUED	THE LINCOLN ELECTRIC COMPANY
01/15/2025	75.00	ISSUED	THIS IS FOR EVERYONE LLC
01/15/2025	3,036.08	ISSUED	THOMAS BUS GULF COAST
01/17/2025	3,627.38	ISSUED	THOMAS BUS GULF COAST
01/23/2025	5,852.98	ISSUED	THOMAS BUS GULF COAST
01/29/2025	17,705.00	ISSUED	THOMAS BUS GULF COAST
01/29/2025	1,000.00	ISSUED	THOMAS SPARLING
01/23/2025	32,385.71	ISSUED	THOMPSON & HORTON LLP
01/24/2025	111.00	ISSUED	TIFFANI CHESSER
01/29/2025	27.51	ISSUED	TIMOTHY BROCK
01/15/2025	-	ISSUED	TIMOTHY MIKOLAJCHAK
01/29/2025	-	ISSUED	TIMOTHY MIKOLAJCHAK
01/15/2025	11.25	ISSUED	TINA DVORAK
01/15/2025	150.86	ISSUED	TIVA
01/17/2025	210.00	ISSUED	TMEA
01/29/2025	70.00	ISSUED	TMEA REGION 19-MS CHOIR
01/29/2025	70.00	ISSUED	TMEA REGION 19-ORCHESTRA MS
01/15/2025	1,171.00	ISSUED	TMPA
01/17/2025	400.00	ISSUED	TODD PIANO WORKS
01/08/2025	56.86	ISSUED	TOM LE
01/08/2025	300.00	ISSUED	TOMBALL HS NJROTC
01/15/2025	139.99	ISSUED	TONER FACTOR
01/17/2025	150.00	ISSUED	TONYA L LLOYD
01/29/2025	1,472.00	ISSUED	TOPSHELF IMAGING
01/15/2025	2,897.00	ISSUED	TOUR-RIFIC OF TEXAS
01/08/2025	17,396.00	ISSUED	TR FACILITY SERVICES LLC
01/15/2025	2,800.00	ISSUED	TR FACILITY SERVICES LLC
01/08/2025	40.42	ISSUED	TRACI POWELL
01/29/2025	3,750.00	ISSUED	TRANSFINDER CORPORATION
01/15/2025	620.00	ISSUED	TRESONA MULTIMEDIA LLC
01/08/2025	13.47	ISSUED	TREVOR REYNOLDS
01/15/2025	732.04	ISSUED	TRIANGLE PRINTING & MARKETING
01/08/2025	13.37	ISSUED	TROY MCCARLEY
01/15/2025	575.00	ISSUED	TRW MODERNFOLD CO INC
01/15/2025	17,674.88	ISSUED	TSTA
01/15/2025	5.50	ISSUED	TXTAG
01/15/2025	523.75	ISSUED	ULINE INC
01/17/2025	6,424.74	ISSUED	UNITED REFRIGERATION INC
01/29/2025	269.27	ISSUED	UNITED REFRIGERATION INC
01/23/2025	10,599.23	ISSUED	UNIV OF HOUSTON-CLEAR LAKE
01/10/2025	665.00	ISSUED	UNIVERSAL MELODY SERVICES
01/15/2025	89.29	ISSUED	UNIVERSAL MELODY SERVICES
01/17/2025	748.50	ISSUED	UNIVERSAL MELODY SERVICES
01/29/2025	3,615.92	ISSUED	UNIVERSAL MELODY SERVICES
01/15/2025	1,000.00	ISSUED	UNIVERSITY OF TEXAS AT AUSTIN
01/15/2025	408.61	ISSUED	UNLAUB/CHANNEL BEARING & SUPPLY LLC
01/17/2025	379.69	ISSUED	UNLAUB/CHANNEL BEARING & SUPPLY LLC
01/15/2025	107.02	ISSUED	US DEPARTMENT OF TREASURY
01/15/2025	368.27	ISSUED	US DEPARTMENT OF TREASURY
01/15/2025	348.98	ISSUED	US DEPARTMENT OF TREASURY
01/29/2025	485.00	ISSUED	UTILITY REFRIGERATOR
01/15/2025	5.30	ISSUED	VANESSA RODRIGUEZ
01/08/2025	698.40	ISSUED	VARSITY BRANDS HOLDING CO INC
01/23/2025	3,817.85	ISSUED	VARSITY BRANDS HOLDING CO INC
01/31/2025	7,142.12	ISSUED	VERIZON WIRELESS
01/15/2025	2,023.53	ISSUED	VESTIGE INTERNATIONAL
01/08/2025	53.62	ISSUED	VISUAL EDGE IT INC

**PASADENA ISD
ACCOUNTS PAYABLE SYSTEM
CASH DISBURSEMENTS 01-01-2025 THRU 01-31-2025**

CHECK DATE	CHECK AMOUNT	CODE	VENDOR NAME
01/15/2025	138.75	ISSUED	VISUAL LANGUAGE PROFESSIONALS
01/29/2025	515.10	ISSUED	VMI PREMIER GROUP LLC
01/17/2025	645.00	ISSUED	VOLT
01/29/2025	1,161.00	ISSUED	VOLT
01/29/2025	19,680.00	ISSUED	WALLACE PACKAGING LLC
01/15/2025	960.00	ISSUED	WATERBOY GRAPHICS
01/15/2025	1,718.43	ISSUED	WEISSMAN
01/08/2025	4.29	ISSUED	WENDY THORNHILL
01/23/2025	1,052.64	ISSUED	WENGER CORPORATION
01/15/2025	32,425.00	ISSUED	WHITLEY PENN LLP
01/15/2025	1,375.42	ISSUED	WILLIAM E. HEITKAMP
01/15/2025	14,176.80	ISSUED	WILSON FIRE EQUIPMENT
01/17/2025	8,465.58	ISSUED	WILSON FIRE EQUIPMENT
01/29/2025	13,076.25	ISSUED	WILSON FIRE EQUIPMENT
01/08/2025	2,707.68	ISSUED	WINDSTREAM HOLDINGS II LLC
01/29/2025	2,607.64	ISSUED	WINDSTREAM HOLDINGS II LLC
01/15/2025	51,857.43	ISSUED	WM CORPORATE SERVICES INC
01/15/2025	8,340.00	ISSUED	WORLDS FINEST CHOCOLATE INC
01/29/2025	19,446.00	ISSUED	WORLDS FINEST CHOCOLATE INC
01/17/2025	700.00	ISSUED	WUNDERPIT MUSIC
01/10/2025	125.00	ISSUED	XEROX BUSINESS SOLUT SOUTHWEST
01/15/2025	12.35	ISSUED	XEROX BUSINESS SOLUT SOUTHWEST
01/17/2025	50.00	ISSUED	XEROX BUSINESS SOLUT SOUTHWEST
01/23/2025	879.90	ISSUED	XEROX BUSINESS SOLUT SOUTHWEST
01/29/2025	617.93	ISSUED	XEROX BUSINESS SOLUT SOUTHWEST
01/29/2025	1,026.86	ISSUED	XEROX BUSINESS SOLUT SOUTHWEST
01/08/2025	2,781.72	ISSUED	XEROX FINANCIAL SERVICES
01/10/2025	2,292.16	ISSUED	XEROX FINANCIAL SERVICES
01/15/2025	2,213.03	ISSUED	XEROX FINANCIAL SERVICES
01/17/2025	166.25	ISSUED	XEROX FINANCIAL SERVICES
01/23/2025	311.50	ISSUED	XEROX FINANCIAL SERVICES
01/29/2025	1,174.06	ISSUED	XEROX FINANCIAL SERVICES
01/08/2025	7.52	ISSUED	YAZMIN CRUZ
01/08/2025	91.96	ISSUED	YESSICA CONTRERAS
01/08/2025	690.54	ISSUED	ZAYO GROUP LLC
01/08/2025	819.75	ISSUED	ZENO IMAGING
01/08/2025	18.82	ISSUED	ZULLY FRAYRE

January 2025 Tax Refunds

<u>Payer Name</u>	<u>Issue/Void</u>	<u>Amount</u>
225 LOGISTICS CENTER LLC	Issue	(144,496.23)
9333 BRYANT LLC	Issue	(28,410.90)
9333 BRYANT LLC	Issue	(25,633.53)
ALEXANDER MARIA XANDRA BERNA M	Issue	(1,827.84)
ALLERTON CLEAR CREEK LLC	Issue	(31,065.04)
AMC AUTO INC	Issue	(484.46)
B & G REAL ESTATE PARTNERSHIP	Issue	(541.96)
B & G TOBACCO & CANDY CO INC	Issue	(4,205.23)
B & G TOBACCO & CANDY CO INC	Issue	(3,431.40)
BLACK LABEL TITLE LLC	Issue	(100.22)
BLUE CLOUD PEDIATRIC SURGERY	Issue	(388.01)
BOCANEGRA MANUEL ET AL	Issue	(1,279.13)
BOCANEGRA MANUEL ET AL	Issue	(973.92)
C/O MR. JOE SHAHDA	Issue	(5,262.05)
CHICK- FIL-A INC as OWNER AND LESSEE	Issue	(7,057.98)
CLEARLAKE CENTER INC	Void	\$2,444.03
CLEARLAKE CENTER INC	Issue	(2,444.03)
CORELOGIC TAX SERVICES	Issue	(2,741.68)
DELAGARZA DIANA	Issue	(183.82)
DICENZO FRANK & PATRICIA SMITH	Issue	(183.82)
DOAN HUONG	Issue	(183.83)
EDIFIS ALMEDA LLC	Issue	(1,538.95)
FALLS OF ALTA VISTA LLC	Issue	(139,561.97)
FALLS OF ALTA VISTA LLC	Issue	(101,707.73)
FALLS OF ALTA VISTA LLC	Issue	(244,002.75)
FALLS OF EDGEBROOK LP	Issue	(130,359.13)
FR EAST SAM HOUSTON PARKWAY LLC	Issue	(22,055.62)
FR EAST SAM HOUSTON PARKWAY LLC	Issue	(29,463.49)
FRY BUSINESS INC	Issue	(2,728.51)
FUENTEZ OSCAR I & EMMA	Issue	(800.81)
FULTON SHOPPING CENTER INC	Issue	(7,966.74)
G1R CLEAR LAKE LLC	Issue	(7,064.73)
GARCIA ERIC ANTHONY	Issue	(1,609.67)
GARCIA-NEWTON RITA S	Void	\$175.00
GOBERT SOYLA	Issue	(1,911.90)
GOBERT SOYLA	Issue	(4,623.36)
GONZALEZ GS PROPERTIES LLC	Void	\$8,544.52
GONZALEZ GS PROPERTIES LLC	Issue	(8,544.52)
GRANADOS GILBERTO & ALEJANDRA	Issue	(2,205.81)
GRBR Properties	Issue	(2,098.57)
HESTER DERIC LEN & AMY WETHERINGTON	Issue	(3,386.49)
HOME BANK HOME BANK NA	Issue	(10,162.25)
JEFFERSON JANET L	Issue	(183.83)

January 2025 Tax Refunds

<u>Payer Name</u>	<u>Issue/Void</u>	<u>Amount</u>
JENNIFER PLUNKETT	Issue	(56.91)
JOHNSON GLASS & MIRROR	Issue	(81.08)
JOSE SANTOS	Issue	(480.83)
KENDALL ISRAEL & ASSOCIATES LLC	Issue	(553.55)
KENDALL ISRAEL ENTERPRISES LLP	Issue	(2,512.27)
KIESSLING MARIA	Issue	(721.51)
KURLAND LAND INVESTORS LP	Issue	(985.81)
LABANZAT TORRES NORA A	Issue	(4,500.93)
LEGLER KEN J & BARBARA	Issue	(2,029.99)
LEMUS ARMANDO	Issue	(144.08)
MACY'S/BLOO,INGDALE'S	Issue	(20,438.10)
MARTINEZ REYNALDO JR & BELINDA M	Issue	(105.39)
MISSION KURLAND ANNEX INVESTORS LP	Void	\$2,914.42
MISSION KURLAND ANNEX INVESTORS LP	Issue	(2,914.42)
MISSION KURLAND ANNEX INVESTORS LP	Issue	(1,484.57)
MISSION KURLAND INVESTORS LP	Issue	(14,940.47)
OLIVE GARDEN #1259	Void	\$539.98
OLIVE GARDEN #1259	Issue	(539.98)
OLIVE GARDEN #24435	Issue	(169.53)
PARMLEE BARBARA	Issue	(100.00)
PEREZRAMIREZ SILVIA S	Issue	(982.70)
PUMP ARTS REAL ESTATE INC	Issue	(1,402.04)
RAMIREZ ARTURO JR	Issue	(1,042.11)
REFUND ADVISORY CORP	Issue	(1,590.18)
REFUND ADVISORY CORP	Issue	(999.28)
REFUND ADVISORY CORP	Issue	(1,446.59)
REFUND ADVISORY CORP	Issue	(1,715.86)
REFUND ADVISORY CORP	Issue	(1,642.70)
REFUND ADVISORY CORP	Issue	(850.37)
REFUND ADVISORY CORP	Issue	(1,505.04)
REFUND ADVISORY CORP	Issue	(1,545.21)
REFUND ADVISORY CORP	Issue	(790.24)
REFUND ADVISORY CORP	Issue	(1,375.67)
REFUND ADVISORY CORP	Issue	(1,484.79)
REFUND ADVISORY CORP	Issue	(817.49)
REFUND ADVISORY CORP	Issue	(1,386.32)
REFUND ADVISORY CORP	Issue	(1,492.65)
REFUND ADVISORY CORP	Issue	(437.57)
REFUND ADVISORY CORP	Issue	(725.63)
REFUND ADVISORY CORP	Issue	(781.29)
RITA SUSAN GARCIA NEWTON	Issue	(175.00)
SAAVEDRA SILVIA	Issue	(1,500.20)
SBV-HOUSTON-QUAY POINT LLC	Issue	(25,537.04)

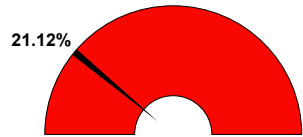
January 2025 Tax Refunds

<u>Payer Name</u>	<u>Issue/Void</u>	<u>Amount</u>
SIFUENTES RAUL	Issue	(354.02)
SIFUENTES RAUL	Issue	(650.62)
SIFUENTES RAUL	Issue	(709.30)
SMITH DANNY	Issue	(671.91)
SONIC AUTOMOTIVE, INC.	Issue	(6,829.20)
Tarantino Properties	Issue	(2,407.62)
THOMAS OVERTON	Issue	(183.82)
TRAN MY HUE	Issue	(1,126.47)
TRAN MY HUE	Issue	(2,067.85)
TRUONG TUAN THANH	Issue	(881.30)
TRUONG TUAN THANH	Issue	(1,706.14)
TURIS TIRES	Void	\$1,248.55
TURIS TIRES	Issue	(1,248.55)
VELA HILDA VANESSA	Void	\$69.15
VELA HILDA VANESSA	Void	\$69.06
VELA HILDA VANESSA	Void	\$66.76
VELA HILDA VANESSA	Issue	(69.15)
VELA HILDA VANESSA	Issue	(69.06)
VELA HILDA VANESSA	Issue	(66.76)
WITHAM NYAL H	Issue	(306.37)
ZAID PROPERTIES EASTEX LLC	Issue	(1,076.41)
ZAID PROPERTIES WALNUT LLC	Issue	(702.92)

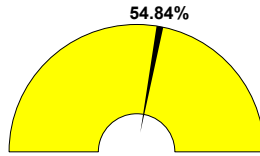
General Fund | Revenue Dashboard

For the Period Ending January 31, 2025

Projected Year End Fund Balance as % of Budgeted Revenues

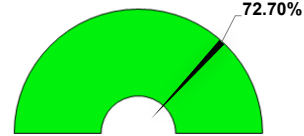


Actual YTD Revenues



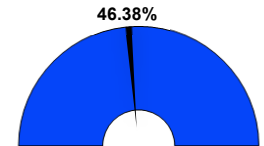
Projected YTD Revenues
55.44%

Actual YTD Local Sources



Projected YTD Local Sources
67.95%

Actual YTD State Sources

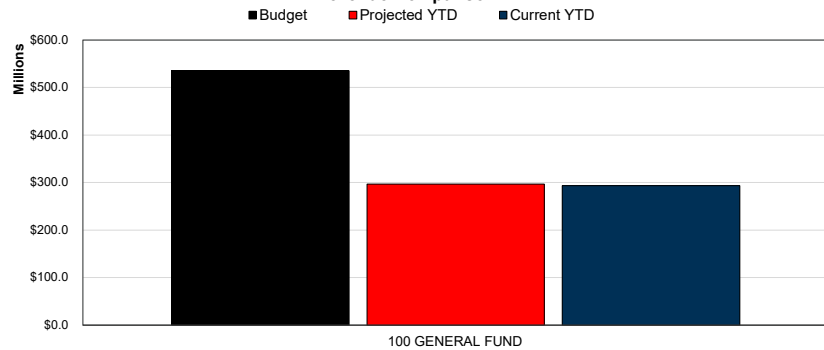


Projected YTD State Sources
49.98%

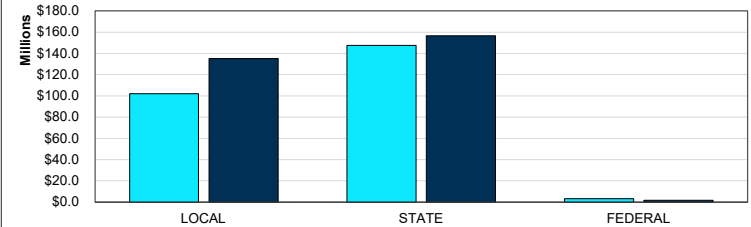
Top 10 Sources of Revenue Year-to-Date

Fsp Formula Foundation	\$137,616,129
Federal Revenues Distributed Directly From The Federal Government	\$691,308
Other Revenues From Local Sources	\$616,235
School Health And Related Services (Shars)	\$559,496
Insurance Recovery	\$465,642
Percent of Total Revenues YTD	99.76%

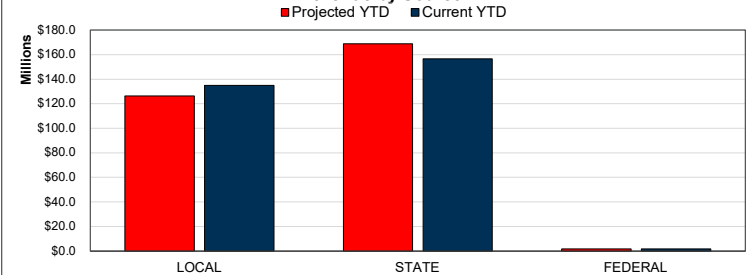
Revenue Comparison



Revenue by Source



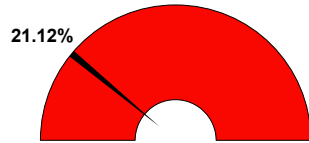
Revenue by Source



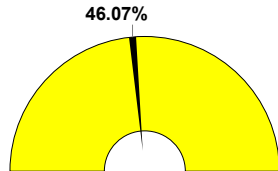
General Fund | Expenditure Dashboard

For the Period Ending January 31, 2025

Projected Year End Fund Balance as % of Budgeted Expenditures

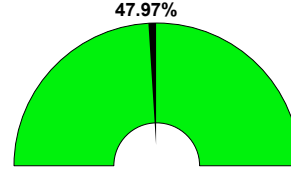


Actual YTD Expenditures



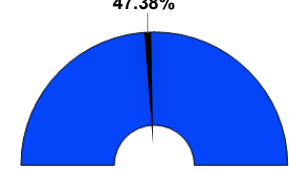
Projected YTD Expenditures
43.23%

Actual YTD Instruction



Projected YTD Instruction
45.30%

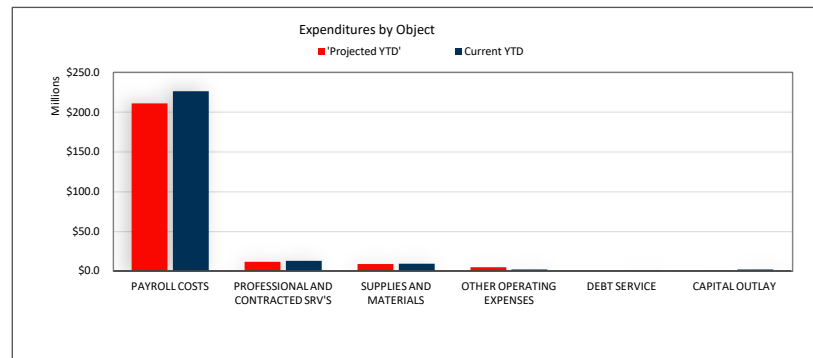
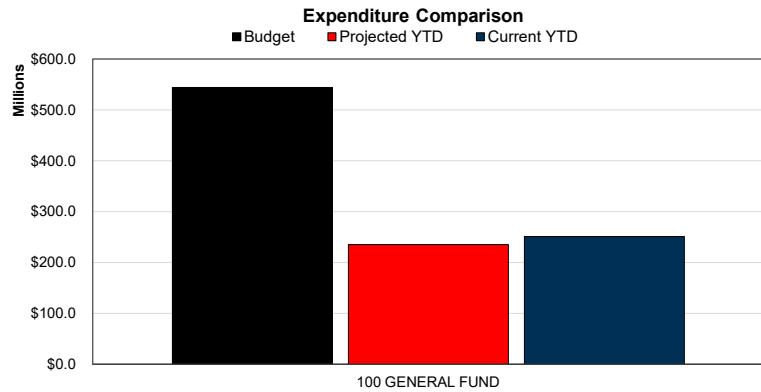
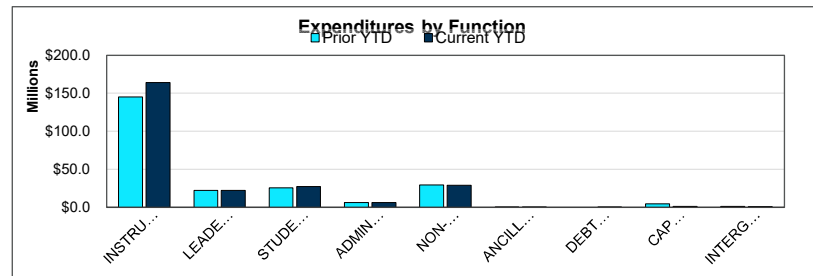
Actual YTD Payroll Costs



Projected YTD Payroll Costs
44.16%

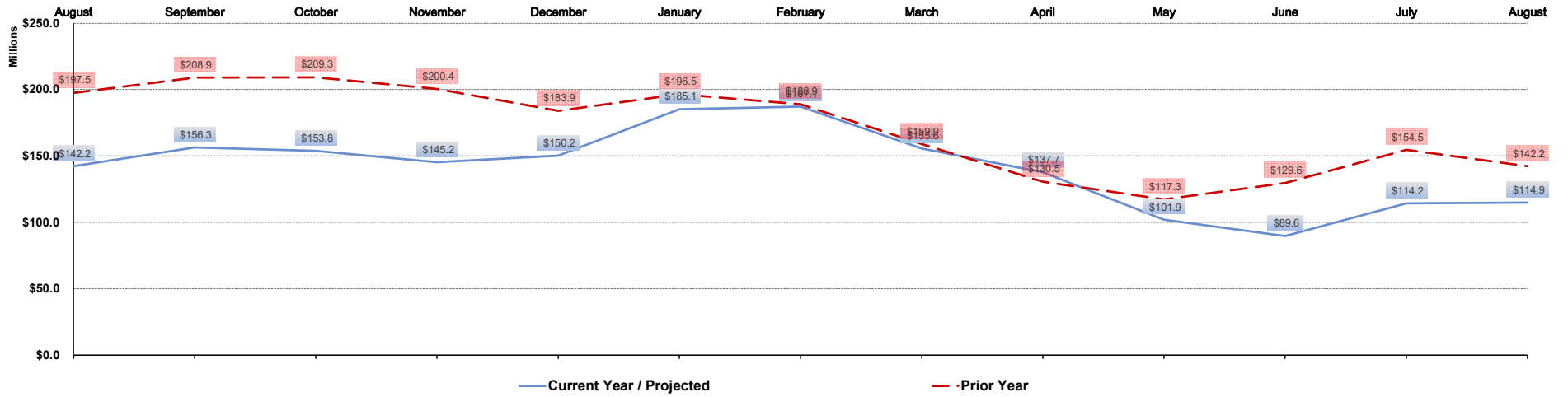
Top 10 Expenditures by Function Year-to-Date

Instruction	\$157,915,649
General Administration	\$6,161,061
Instructional Leadership	\$3,516,289
Instruct Res/Media Svs	\$3,364,856
Cocurr/Extracurr Activity	\$3,299,796
Percent of Total Expenditures YTD	95.76%



General Fund

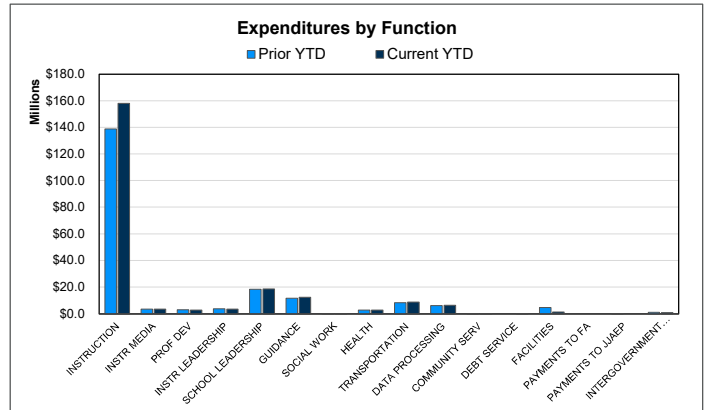
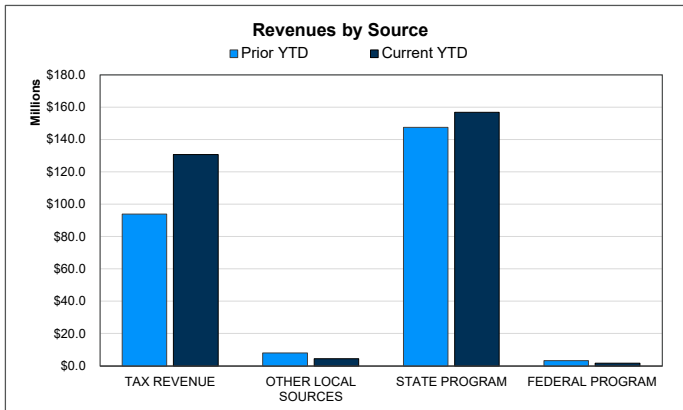
For the Period Ending January 31, 2025



General Fund | Function Financial Summary

For the Period Ending January 31, 2025

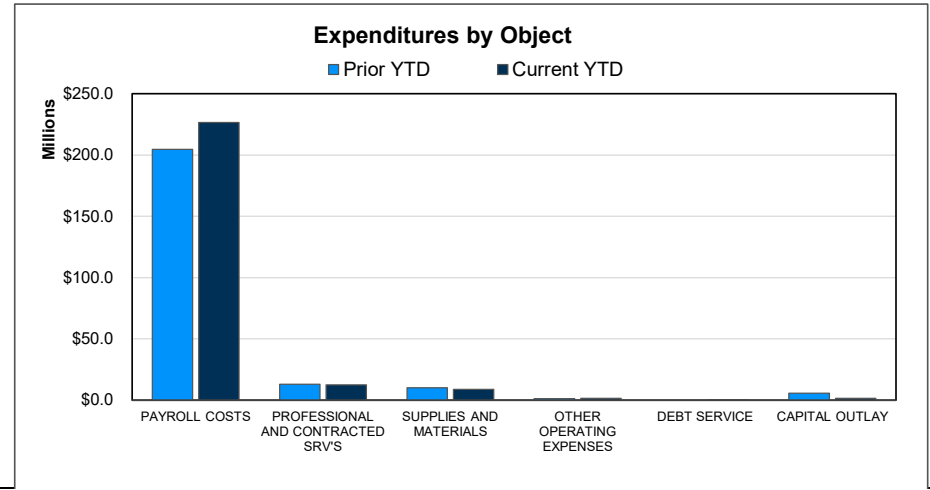
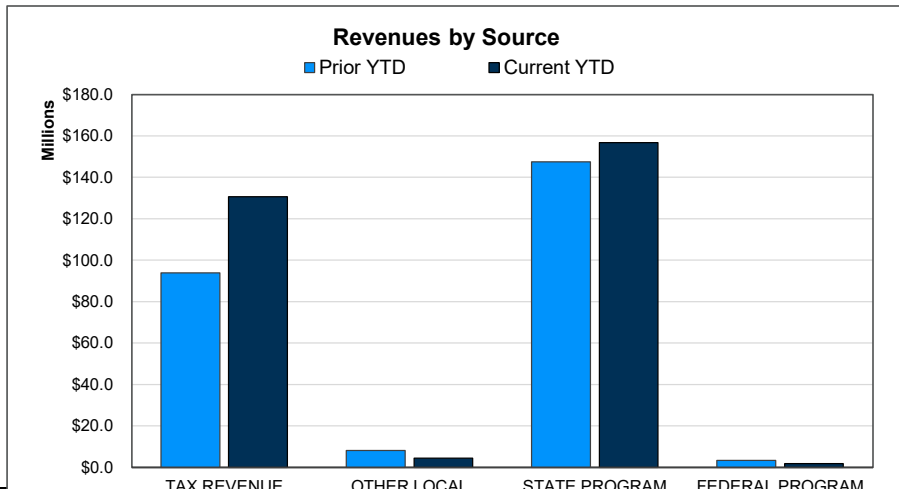
	Prior YTD	Prior Year Actual	YTD % of PY Actual	Current YTD	Annual Budget	YTD % of Budget
REVENUES						
Tax Revenue	\$93,927,580	\$151,060,992	62.18%	\$130,641,999	\$172,941,280	75.54%
Other Local Sources	8,103,897	16,062,497	50.45%	4,400,541	12,815,335	34.34%
State Program	147,450,558	313,517,838	47.03%	156,686,226	337,816,448	46.38%
Federal Program	3,370,772	10,667,972	31.60%	1,779,819	11,606,000	15.34%
TOTAL REVENUE	\$252,852,807	\$491,309,299	51.47%	\$293,508,585	\$535,179,063	54.84%
EXPENDITURES FUNCTIONS						
Instruction	\$138,673,333	\$306,333,135	45.27%	\$157,915,649	\$329,215,160	47.97%
Instructional Media	3,496,306	7,524,499	46.47%	3,364,856	7,040,185	47.79%
Curriculum & Personnel Development	2,938,454	7,327,208	40.10%	2,629,620	7,112,099	36.97%
Instructional Leadership	3,697,694	8,688,610	42.56%	3,516,289	7,964,897	44.15%
School Leadership	18,341,367	43,365,410	42.29%	18,637,931	41,292,568	45.14%
Guidance & Counseling	11,569,857	25,932,067	44.62%	12,355,951	25,479,833	48.49%
Social Work Services	90,022	219,777	40.96%	84,457	217,044	38.91%
Health Services	2,650,646	5,684,664	46.63%	2,715,032	5,610,725	48.39%
Pupil Transportation	8,304,767	20,008,710	41.51%	8,719,539	17,740,233	49.15%
Data Processing Services	5,970,740	13,227,547	45.14%	6,195,325	12,741,024	48.63%
Community Service	82,475	218,526	37.74%	95,799	210,934	45.42%
Debt Service	0	2,280,588	0.00%	24,286	673,514	3.61%
Facilities Acq. & Construction	4,537,451	9,762,285	46.48%	1,244,689	1,706,715	72.93%
Payments to Fiscal Agent	0	1,476,282	0.00%	0	1,259,585	0.00%
Payments to JJAEP Programs	43,200	73,780	58.55%	0	100,000	0.00%
Other Intergovernmental Charges	1,104,696	2,020,099	54.69%	804,993	2,023,000	39.79%
TOTAL EXPENDITURES	\$234,362,278	\$548,617,127	42.72%	\$250,592,485	\$543,886,398	46.07%
SURPLUS / (DEFICIT)	\$18,490,529	(\$57,307,828)		\$42,916,100	(\$8,707,335)	
NET CHANGE IN FUND BALANCE	(\$509,471)	(\$55,291,153)		\$42,916,100	(\$8,707,335)	
ENDING FUND BALANCE	\$196,485,880	\$142,222,607		\$185,138,708	\$133,515,272	



General Fund | Object Financial Summary

For the Period Ending January 31, 2025

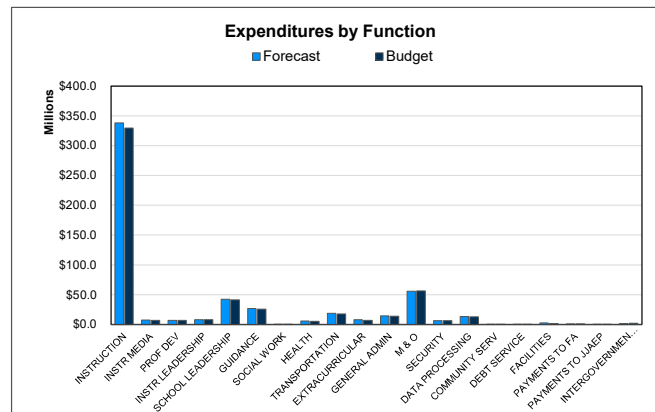
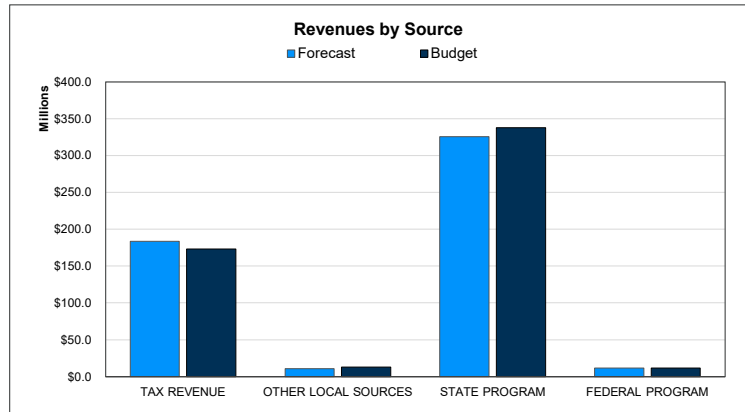
	Prior YTD	Prior Year Actual	YTD % of PY Actual	Current YTD	Annual Budget	YTD % of Budget
REVENUES						
Tax Revenue	\$93,927,580	\$151,060,992	62.18%	\$130,641,999	\$172,941,280	75.54%
Other Local Sources	8,103,897	16,062,497	50.45%	4,400,541	12,815,335	34.34%
State Program	147,450,558	313,517,838	47.03%	156,686,226	337,816,448	46.38%
Federal Program	3,370,772	10,667,972	31.60%	1,779,819	11,606,000	15.34%
TOTAL REVENUE	\$252,852,807	\$491,309,299	51.47%	\$293,508,585	\$535,179,063	54.84%
EXPENDITURES OBJECTS						
Payroll Costs	\$204,482,070	\$459,014,754	44.55%	\$226,452,301	\$477,915,860	47.38%
Professional and Contracted Services	12,946,036	33,338,962	38.83%	12,430,376	27,486,577	45.22%
Supplies and Materials	10,051,977	19,728,724	50.95%	8,732,596	17,265,210	50.58%
Other Operating Expenses	1,299,792	19,736,413	6.59%	1,434,413	19,043,592	7.53%
Debt Service	0	2,280,588	0.00%	24,286	673,514	3.61%
Capital Outlay	5,582,405	14,517,684	38.45%	1,518,511	1,501,645	101.12%
TOTAL EXPENDITURES	\$234,362,280	\$548,617,125	42.72%	\$250,592,483	\$543,886,398	46.07%
SURPLUS / (DEFICIT)	\$18,490,527	(\$57,307,826)		\$42,916,102	(\$8,707,335)	
NET CHANGE IN FUND BALANCE	(\$509,473)	(\$55,291,151)		\$42,916,102	(\$8,707,335)	
ENDING FUND BALANCE	\$196,485,880	\$142,222,607		\$185,138,708	\$133,515,272	



General Fund | Function Financial Forecast

For the Period Ending January 31, 2025

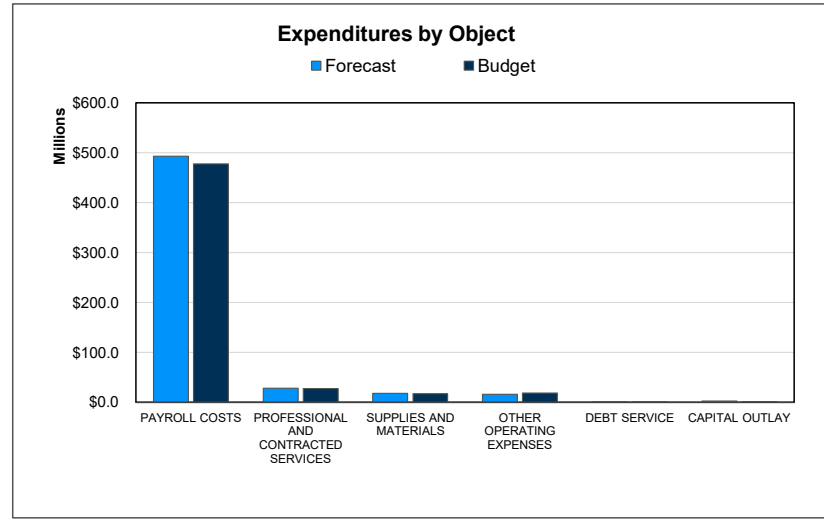
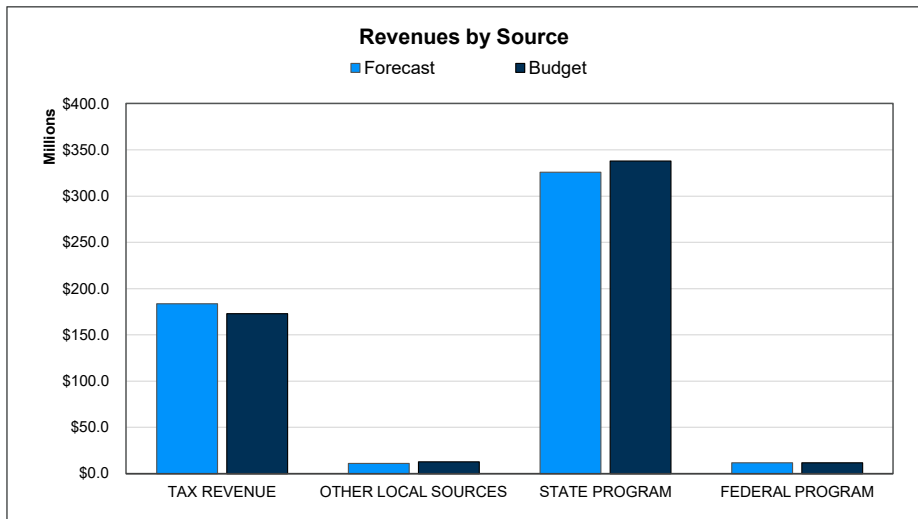
	Prior YTD	Current YTD	Add: Projections	Annual Forecast	Annual Budget	Variance Fav / (Unfav)
REVENUES						
Tax Revenue	\$93,927,580	\$130,641,999	\$52,985,089	\$183,627,088	\$172,941,280	\$10,685,808
Other Local Sources	8,103,898	4,400,540	6,548,982	10,949,523	12,815,335	(1,865,812)
State Program	147,450,558	156,686,226	168,962,678	325,648,904	337,816,448	(12,167,544)
Federal Program	3,370,772	1,779,819	9,972,757	11,752,576	11,606,000	146,576
TOTAL REVENUE	\$252,852,807	\$293,508,585	\$238,469,506	\$531,978,090	\$535,179,063	(\$3,200,973)
EXPENDITURES FUNCTIONS						
Instruction	\$138,673,333	\$157,915,649	\$180,079,824	\$337,995,473	\$329,215,160	(\$8,786,872)
Instructional Media	3,496,306	3,364,856	3,990,311	7,355,167	7,040,185	(314,982)
Curriculum & Personnel Development	2,938,454	2,629,620	4,337,838	6,967,458	7,112,099	143,086
Instructional Leadership	3,697,694	3,516,289	4,722,423	8,238,711	7,964,897	(273,359)
School Leadership	18,341,367	18,637,931	23,993,115	42,631,046	41,292,568	(1,335,376)
Guidance & Counseling	11,569,857	12,355,951	14,433,893	26,789,844	25,479,833	(1,309,879)
Social Work Services	90,022	84,457	137,705	222,162	217,044	(5,118)
Health Services	2,650,646	2,715,032	3,178,256	5,893,289	5,610,725	(282,364)
Pupil Transportation	8,304,767	8,719,539	10,190,178	18,909,717	17,740,233	(1,169,484)
Extracurricular Activities	3,190,563	3,299,796	4,493,880	7,793,676	6,753,534	(1,037,524)
General Administration	6,431,763	6,161,061	8,456,952	14,618,013	14,158,541	(459,472)
Plant Maintenance & Operations	19,837,042	19,798,755	35,864,193	55,662,947	56,073,171	411,981
Security & Monitoring Services	3,401,902	3,028,457	3,657,516	6,685,973	6,513,636	(172,237)
Data Processing Services	5,970,740	6,195,325	7,052,433	13,247,758	12,741,024	(506,734)
Community Service	82,475	95,799	134,000	229,799	210,934	(19,115)
Debt Service	0	24,286	673,514	697,800	673,514	(24,286)
Facilities Acq. & Construction	4,537,451	1,244,689	1,266,145	2,510,834	1,706,715	(804,119)
Payments to Fiscal Agent	0	0	1,014,082	1,014,082	1,259,585	245,503
Payments to JJAEP Programs	43,200	0	78,139	78,139	100,000	21,861
Other Intergovernmental Charges	1,104,696	804,993	985,098	1,790,091	2,023,000	232,909
TOTAL EXPENDITURES	\$234,362,280	\$250,592,484	\$308,739,494	\$559,331,979	\$543,886,398	(\$15,445,581)
SURPLUS / (DEFICIT)	\$18,490,528	\$42,916,100	(\$70,269,989)	(\$27,353,888)	(\$8,707,335)	(\$18,646,554)
NET CHANGE IN FUND BALANCE	(\$509,472)	\$42,916,100	(\$70,269,989)	(\$27,353,888)	(\$8,707,335)	(\$18,646,554)
ENDING FUND BALANCE	\$196,485,880	\$185,138,708	\$0	\$114,868,719	\$133,515,272	(\$18,646,553)



General Fund | Object Financial Forecast

For the Period Ending January 31, 2025

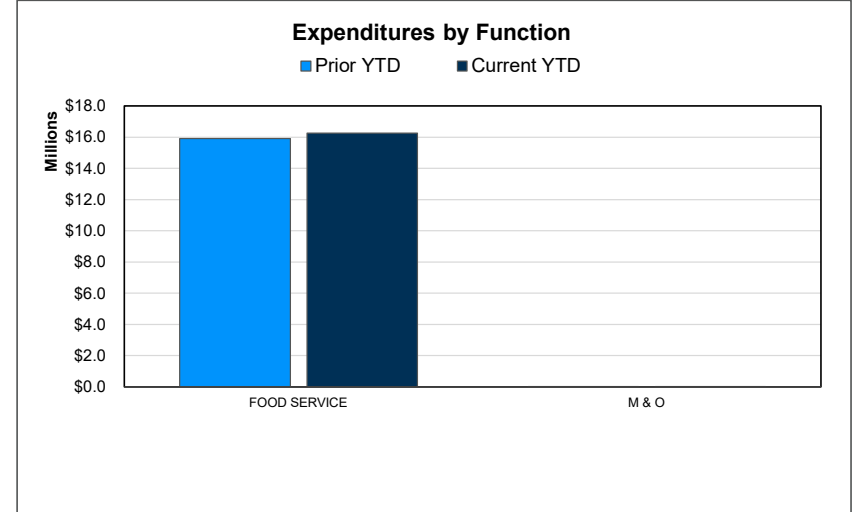
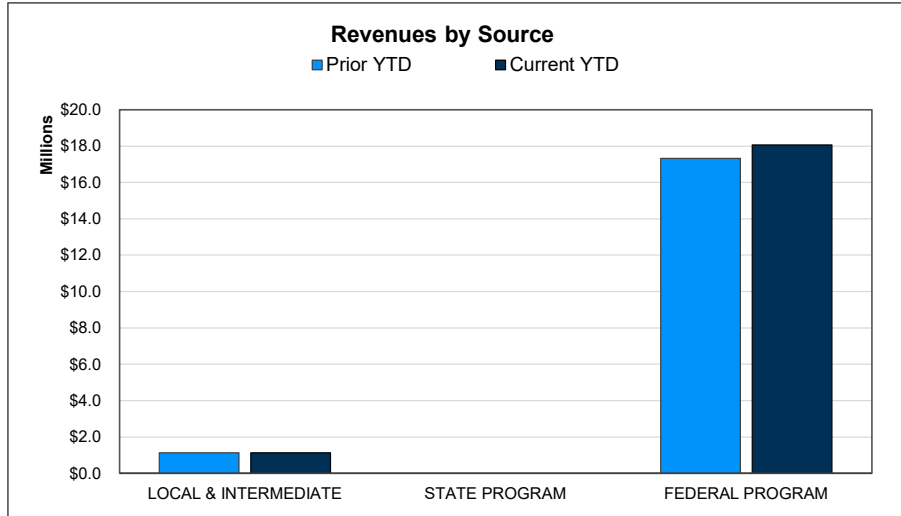
	Prior YTD	Current YTD	Add: Projections	Annual Forecast	Annual Budget	Variance Fav / (Unfav)
REVENUES						
Tax Revenue	\$93,927,580	\$130,641,999	\$52,985,089	\$183,627,088	\$172,941,280	\$10,685,808
Other Local Sources	8,103,898	4,400,540	6,548,982	10,949,523	12,815,335	(1,865,812)
State Program	147,450,558	156,686,226	168,962,678	325,648,904	337,816,448	(12,167,544)
Federal Program	3,370,772	1,779,819	9,972,757	11,752,576	11,606,000	146,576
TOTAL REVENUE	\$252,852,807	\$293,508,585	\$238,469,506	\$531,978,090	\$535,179,063	(\$3,200,973)
EXPENDITURES OBJECTS						
Payroll Costs	\$204,482,070	\$226,452,301	\$266,862,421	\$493,314,722	\$477,915,860	(\$15,384,450)
Professional and Contracted Services	12,946,036	12,430,376	16,135,274	28,565,651	27,486,577	(1,185,697)
Supplies and Materials	10,051,977	8,732,596	9,131,226	17,863,822	17,265,210	(508,875)
Other Operating Expenses	1,299,792	1,434,413	14,846,108	16,280,521	19,043,592	2,765,545
Debt Service	0	24,286	673,514	697,800	673,514	(24,286)
Capital Outlay	5,582,405	1,518,511	1,090,951	2,609,462	1,501,645	(1,107,817)
TOTAL EXPENDITURES	\$234,362,280	\$250,592,484	\$308,739,494	\$559,331,979	\$543,886,398	(\$15,445,581)
SURPLUS / (DEFICIT)	\$18,490,528	\$42,916,100	(\$70,269,989)	(\$27,353,888)	(\$8,707,335)	(\$18,646,554)
NET CHANGE IN FUND BALANCE	(\$509,473)	\$42,916,100	(\$70,269,989)	(\$27,353,888)	(\$8,707,335)	(\$18,646,554)
ENDING FUND BALANCE	\$196,485,880	\$185,138,708	\$0	\$114,868,719	\$133,515,272	(\$18,646,553)



Food Service Fund | Financial Summary

For the Period Ending January 31, 2025

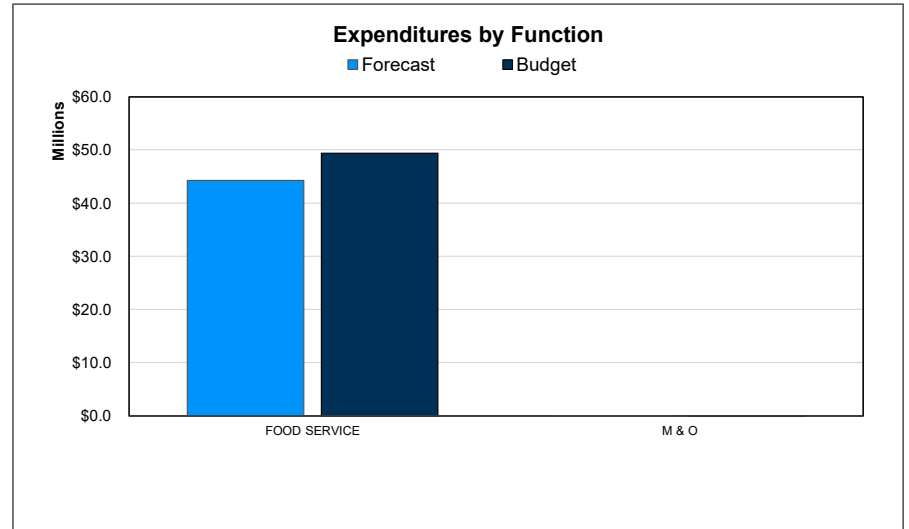
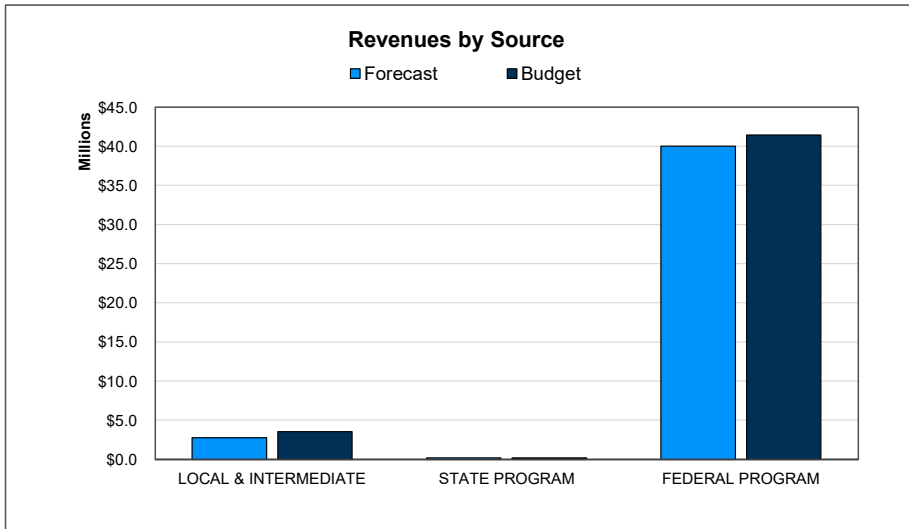
	Prior YTD	Prior Year Actual	YTD % of PY Actual	Current YTD	Annual Budget	YTD % of Budget
REVENUES						
Local & Intermediate	\$1,137,112	\$2,441,279	46.58%	\$1,138,147	\$3,530,000	32.24%
State Program	0	148,973	0.00%	0	200,000	0.00%
Federal Program	17,331,315	40,051,323	43.27%	18,056,302	41,439,773	43.57%
TOTAL REVENUE	\$18,468,427	\$42,641,575	43.31%	\$19,194,449	\$45,169,773	42.49%
EXPENDITURES						
Food Services	\$15,905,288	\$38,014,438	41.84%	\$16,258,554	\$49,390,719	32.92%
Plant Maintenance & Operations	2,453	8,106	30.26%	3,420	9,000	38.00%
TOTAL EXPENDITURES	\$15,907,741	\$38,022,544	41.84%	\$16,261,974	\$49,399,719	32.92%
SURPLUS / (DEFICIT)	\$2,560,686	\$4,619,031		\$2,932,475	(\$4,229,946)	
NET CHANGE IN FUND BALANCE	\$2,560,686	\$4,619,031		\$2,932,475	(\$4,229,946)	
ENDING FUND BALANCE	\$15,650,249	\$17,838,306		\$20,770,781	\$13,608,360	



Food Service Fund | Financial Forecast

For the Period Ending January 31, 2025

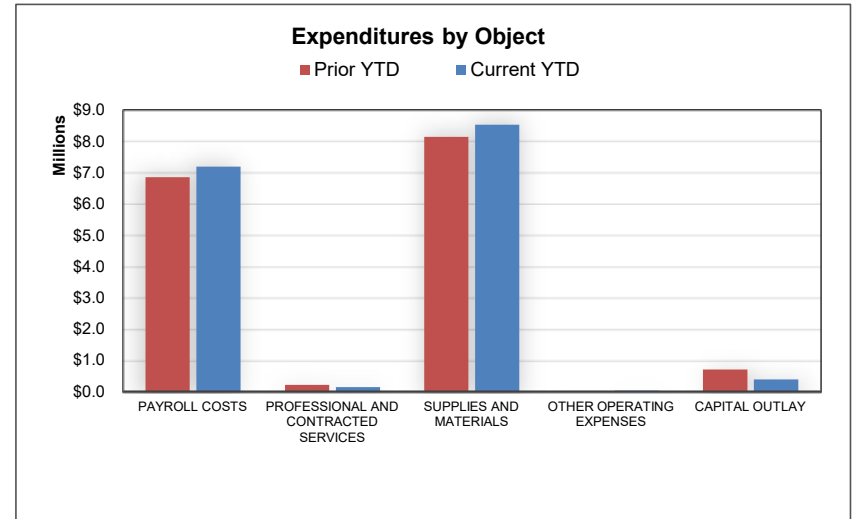
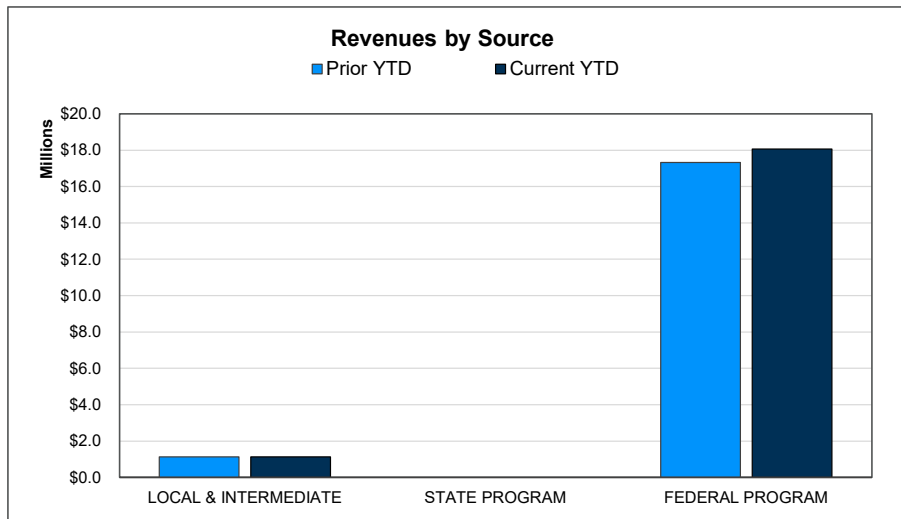
	Prior YTD	Current YTD	Add: Projections	Annual Forecast	Annual Budget	Variance Fav / (Unfav)
REVENUES						
Local & Intermediate	\$1,137,112	\$1,138,147	\$1,637,395	\$2,775,542	\$3,530,000	(\$754,458)
State Program	0	0	200,000	200,000	200,000	0
Federal Program	17,331,315	18,056,302	21,951,013	40,007,316	41,439,773	(1,432,457)
TOTAL REVENUE	\$18,468,427	\$19,194,449	\$23,788,408	\$42,982,857	\$45,169,773	(\$2,186,916)
EXPENDITURES						
Food Services	\$15,905,288	\$16,258,554	\$27,996,372	\$44,254,925	\$49,390,719	\$5,135,794
Plant Maintenance & Operations	2,453	3,420	5,399	8,820	9,000	180
TOTAL EXPENDITURES	\$15,907,740	\$16,261,974	\$28,001,771	\$44,263,745	\$49,399,719	\$5,135,974
SURPLUS / (DEFICIT)	\$2,560,687	\$2,932,475	(\$4,213,363)	(\$1,280,888)	(\$4,229,946)	\$2,949,058
NET CHANGE IN FUND BALANCE	\$2,560,687	\$2,932,475	(\$4,213,363)	(\$1,280,888)	(\$4,229,946)	\$2,949,058
ENDING FUND BALANCE	\$15,650,249	\$20,770,781		\$16,557,418	\$13,608,360	\$2,949,058



Food Service Fund | Financial Summary

For the Period Ending January 31, 2025

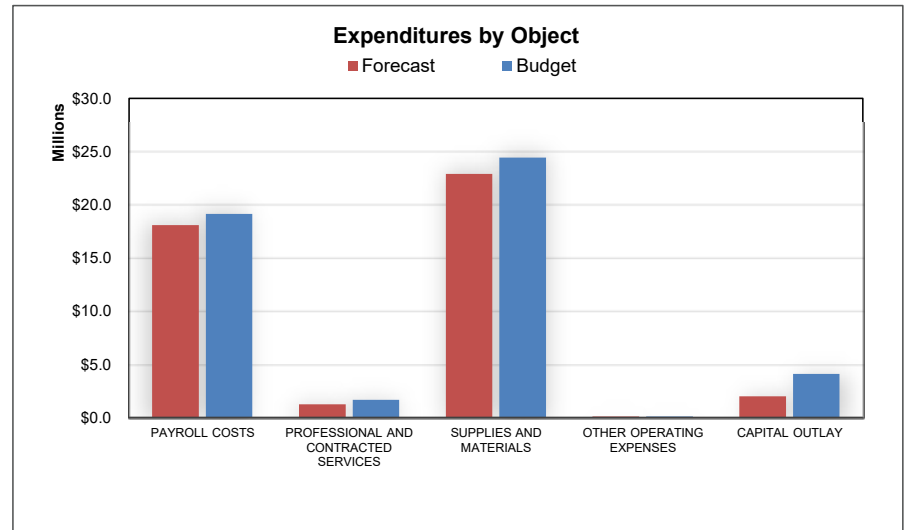
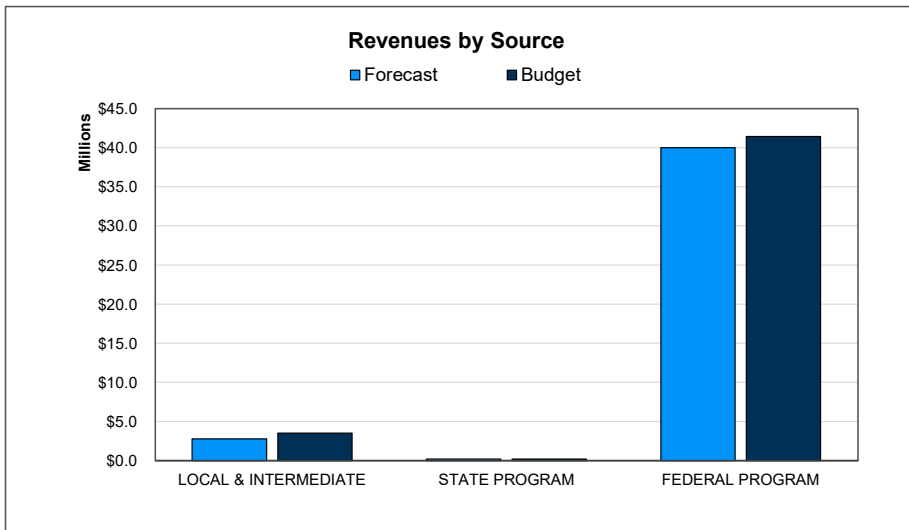
	YTD % of PY Actual			YTD % of Budget		
	Prior YTD	Prior Year Actual	YTD % of PY Actual	Current YTD	Annual Budget	YTD % of Budget
REVENUES						
Local & Intermediate	\$1,137,112	\$2,441,279	46.58%	\$1,138,147	\$3,530,000	32.24%
State Program	0	148,973	0.00%	0	200,000	0.00%
Federal Program	17,331,315	40,051,323	43.27%	18,056,302	41,439,773	43.57%
TOTAL REVENUE	\$18,468,427	\$42,641,575	43.31%	\$19,194,449	\$45,169,773	42.49%
EXPENDITURES						
Payroll Costs	\$6,849,459	\$15,212,807	45.02%	\$7,194,544	\$19,137,946	37.59%
Professional and Contracted Services	203,862	721,981	28.24%	138,416	1,643,000	8.42%
Supplies and Materials	8,139,425	21,035,473	38.69%	8,536,295	24,430,773	34.94%
Other Operating Expenses	15,345	47,875	32.05%	17,458	88,000	19.84%
Capital Outlay	699,649	1,004,410	69.66%	375,261	4,100,000	9.15%
TOTAL EXPENDITURES	\$15,907,740	\$38,022,546	41.84%	\$16,261,974	\$49,399,719	32.92%
SURPLUS / (DEFICIT)	\$2,560,687	\$4,619,029		\$2,932,475	(\$4,229,946)	
NET CHANGE IN FUND BALANCE	\$2,560,687	\$4,619,029		\$2,932,475	(\$4,229,946)	
ENDING FUND BALANCE	\$15,650,249	\$17,838,306		\$20,770,781	\$13,608,360	



Food Service Fund | Financial Forecast

For the Period Ending January 31, 2025

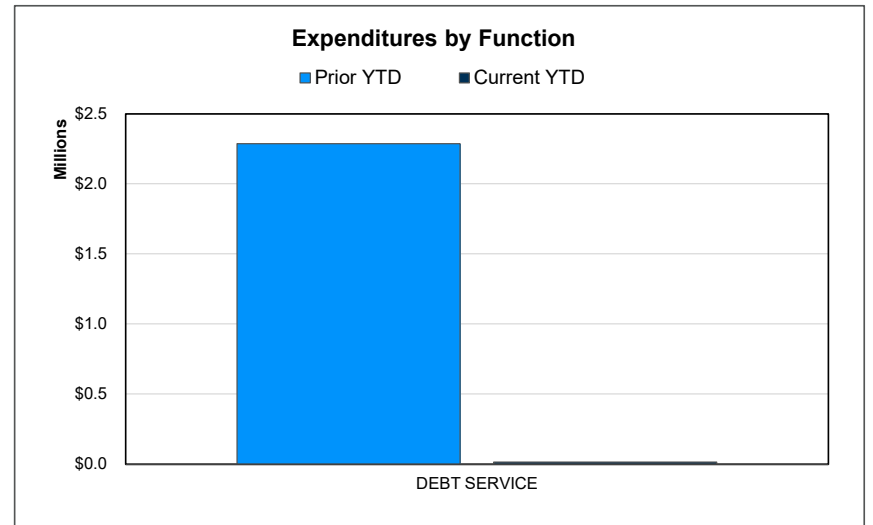
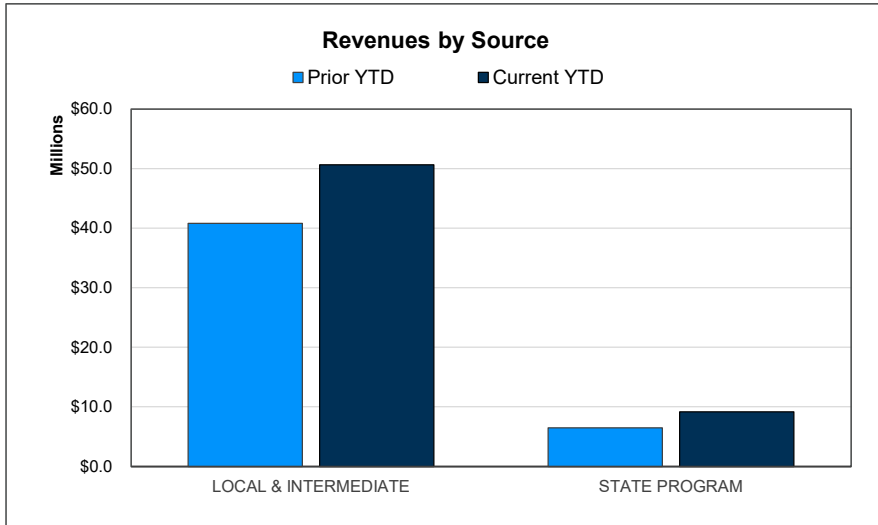
	Prior YTD	Current YTD	Add: Projections	Annual Forecast	Annual Budget	Variance Fav / (Unfav)
REVENUES						
Local & Intermediate	\$1,137,112	\$1,138,147	\$1,637,395	\$2,775,542	\$3,530,000	(\$754,458)
State Program	0	0	200,000	200,000	200,000	0
Federal Program	17,331,315	18,056,302	21,951,013	40,007,316	41,439,773	(1,432,457)
TOTAL REVENUE	\$18,468,427	\$19,194,449	\$23,788,408	\$42,982,857	\$45,169,773	(\$2,186,916)
EXPENDITURES						
Payroll Costs	\$6,849,459	\$7,194,544	\$10,890,289	\$18,084,832	\$19,137,946	\$1,053,114
Professional and Contracted Services	203,862	138,416	1,083,264	1,221,680	1,643,000	421,320
Supplies and Materials	8,139,425	8,536,295	14,351,529	22,887,823	24,430,773	1,542,950
Other Operating Expenses	15,345	17,458	68,635	86,093	88,000	1,907
Capital Outlay	699,649	375,261	1,608,055	1,983,316	4,100,000	2,116,684
TOTAL EXPENDITURES	\$15,907,740	\$16,261,974	\$28,001,771	\$44,263,745	\$49,399,719	\$5,135,974
SURPLUS / (DEFICIT)	\$2,560,687	\$2,932,475	(\$4,213,363)	(\$1,280,888)	(\$4,229,946)	\$2,949,058
NET CHANGE IN FUND BALANCE	\$2,560,687	\$2,932,475	(\$4,213,363)	(\$1,280,888)	(\$4,229,946)	\$2,949,058
ENDING FUND BALANCE	\$15,650,249	\$20,770,781		\$16,557,418	\$13,608,360	\$2,949,058



Debt Service Fund | Financial Summary

For the Period Ending January 31, 2025

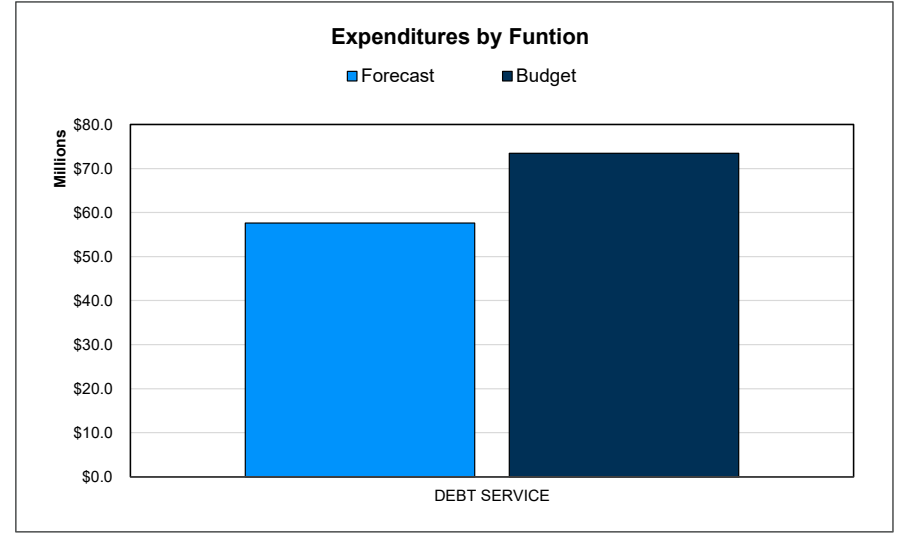
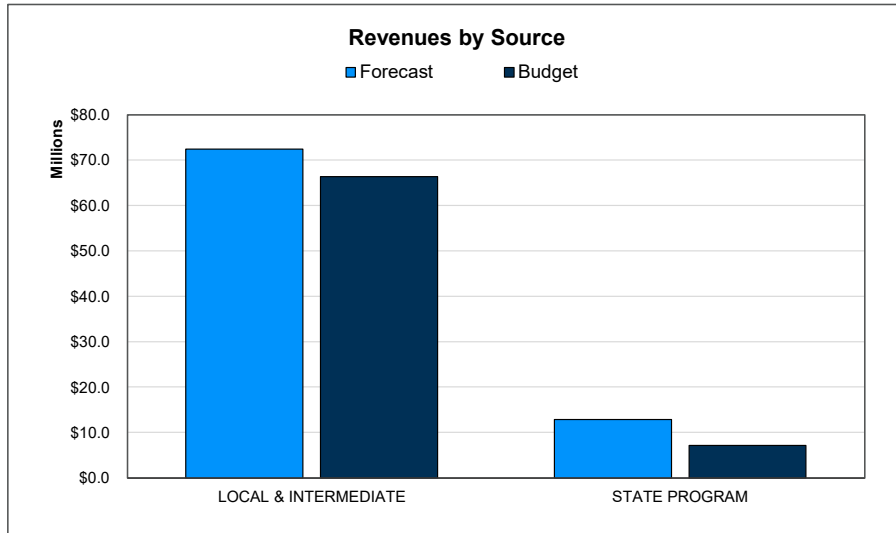
	Prior YTD	Prior Year Actual	YTD % of PY Actual	Current YTD	Annual Budget	YTD % of Budget
REVENUES						
Local & Intermediate	\$40,767,604	\$66,574,876	61.24%	\$50,618,956	\$66,350,000	76.29%
State Program	6,486,676	9,569,402	67.79%	9,173,474	7,112,000	128.99%
TOTAL REVENUE	\$47,254,280	\$76,144,278	62.06%	\$59,792,430	\$73,462,000	81.39%
EXPENDITURES						
Debt Service	\$2,285,819	\$76,805,401	2.98%	\$13,500	\$73,462,000	0.02%
TOTAL EXPENDITURES	\$2,285,819	\$76,805,401	2.98%	\$13,500	\$73,462,000	0.02%
SURPLUS / (DEFICIT)	\$44,968,461	(\$661,123)		\$59,778,930	\$0	
NET CHANGE IN FUND BALANCE	\$52,849,105	\$7,219,521		\$59,778,930	\$0	
ENDING FUND BALANCE	\$88,610,044	\$42,980,460		\$102,759,390	\$42,980,460	



Debt Service Fund | Financial Forecast

For the Period Ending January 31, 2025

	Prior YTD	Current YTD	Add: Projections	Annual Forecast	Annual Budget	Variance Fav / (Unfav)
REVENUES						
Local & Intermediate	\$40,767,604	\$50,618,956	\$21,827,767	\$72,446,723	\$66,350,000	\$6,096,723
State Program	6,486,676	9,173,474	3,691,912	12,865,386	7,112,000	5,753,386
TOTAL REVENUE	\$47,254,280	\$59,792,430	\$25,519,679	\$85,312,108	\$73,462,000	\$11,850,108
EXPENDITURES						
Debt Service	\$2,285,819	\$13,500	\$57,621,073	\$57,634,573	\$73,462,000	\$15,827,427
TOTAL EXPENDITURES	\$2,285,819	\$13,500	\$57,621,073	\$57,634,573	\$73,462,000	\$15,827,427
SURPLUS / (DEFICIT)	\$44,968,461	\$59,778,930	(\$32,101,395)	\$27,677,535	\$0	\$27,677,535
NET CHANGE IN FUND BALANCE	\$52,849,105	\$59,778,930	(\$32,101,395)	\$27,677,535	\$0	\$27,677,535
ENDING FUND BALANCE	\$88,610,044	\$102,759,390		\$70,657,995	\$42,980,460	\$27,677,535



Federal Funds | Financial Summary

For the Period Ending January 31, 2025

EXPENDITURES	Prior YTD	Prior Year Actual	YTD % of PY Actual	Current YTD	Annual Budget	YTD % of Budget
	206 ESEA, Title X, Part C	\$25,022	\$125,921	19.87%	\$17,525	\$183,580
211 ESEA, Title I, Part A	\$8,474,927	\$22,263,557	38.07%	\$10,018,676	\$48,715,385	20.57%
212 ESEA, Title I, Part C	\$23,257	\$69,395	33.51%	\$0	\$80,435	0.00%
224 IDEA - Part B, Formula	\$4,308,709	\$9,218,585	46.74%	\$4,019,602	\$17,233,192	23.32%
225 IDEA - Part B, Preschool	\$42,674	\$120,701	35.36%	\$44,542	\$246,580	18.06%
244 CTE	\$355,206	\$839,602	42.31%	\$355,143	\$1,105,770	32.12%
255 ESEA, Title II, Part A	\$809,921	\$2,533,605	31.97%	\$916,233	\$5,508,890	16.63%
263 Title III, Part A	\$890,458	\$1,931,842	46.09%	\$669,425	\$3,978,478	16.83%
265 Title IV, Part B	\$565,127	\$1,797,412	31.44%	\$671,050	\$2,980,791	22.51%
278 ESSER - Homeless Children and Youth	\$1,183	\$30,053	3.94%	\$0	\$1,350	0.00%
279 TCLAS-ESSER III	\$214,406	\$476,560	44.99%	\$0	\$80,000	0.00%
280 ARP ESSER III-Homeless II	\$181,383	\$502,560	36.09%	\$0	\$737,956	0.00%
282 ESSER III - ARP	\$21,173,357	\$42,590,064	49.71%	\$25,987	\$127,773,680	0.02%
284 IDEA-B Formula-ARP	\$18,708	\$13,542	138.15%	\$0	\$1,555,918	0.00%
288 Department of Justice COPS/STOP	\$666,254	\$1,679,223	39.68%	\$801,208	\$4,592,457	17.45%
289 Federally Funded Special Revenue Funds	\$386,580	\$2,261,376	17.09%	\$1,069,749	\$5,958,371	17.95%
TOTAL EXPENDITURES	\$38,137,170	\$86,590,897	44.04%	\$18,609,139	\$220,732,833	8.43%

State Funds | Financial Summary

For the Period Ending January 31, 2025

EXPENDITURES	YTD % of PY Actual			YTD % of Budget		
	Prior YTD	Prior Year Actual	YTD % of PY Actual	Current YTD	Annual Budget	YTD % of Budget
315 SSA - IDEA - Part B, Discretionary	\$1,855	\$69,659	2.66%	\$328	\$73,336	0.45%
397 Advanced Placement Incentives	\$0	\$0		\$0	\$204	0.00%
410 State Instructional Materials	\$2,051,479	\$4,574,677	44.84%	\$2,026,653	\$2,420,195	83.74%
427 Truancy Intervention	\$47,508	\$148,620	31.97%	\$207	\$91,461	0.23%
429 State-Funded Special Revenues Funds	\$373,018	\$2,041,944	18.27%	\$1,202,244	\$4,106,868	29.27%
435 SSA - Regional Day School for the Deaf	\$293,326	\$542,784	54.04%	\$2,315	\$641,520	0.36%
458 DEAF Ed	\$458,717	\$1,022,378	44.87%	\$4,260	\$1,551,389	0.27%
TOTAL EXPENDITURES	\$3,225,904	\$8,400,061	38.40%	\$3,236,007	\$8,884,973	36.42%

Capital Projects | Financial Summary

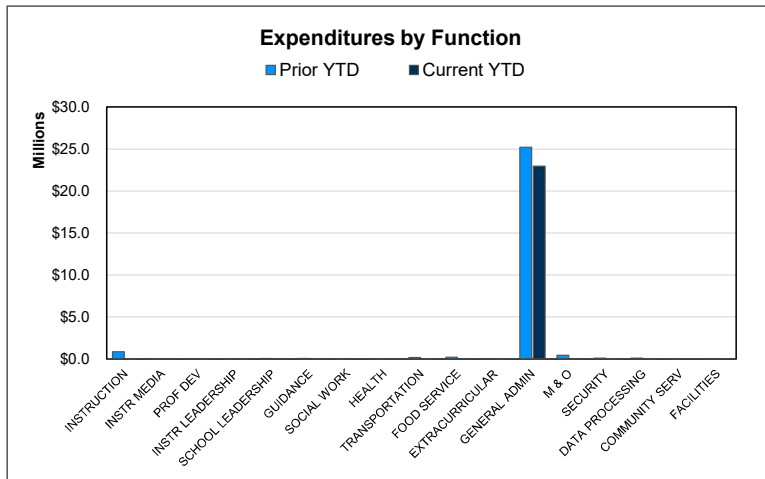
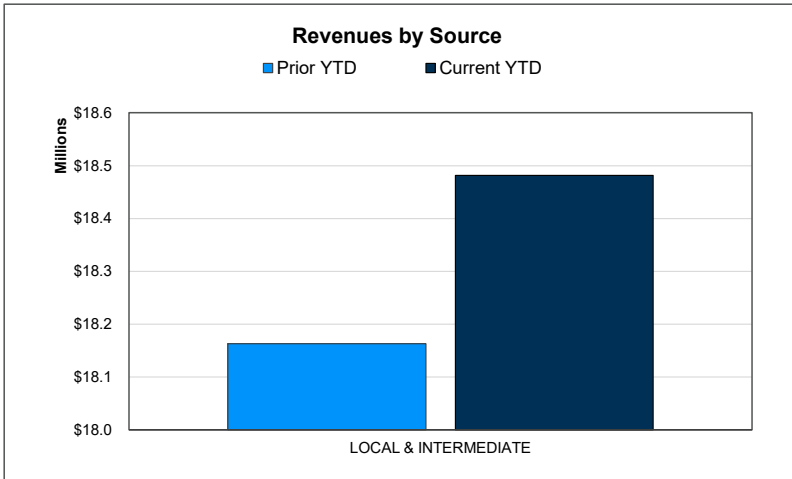
For the Period Ending January 31, 2025

EXPENDITURES	YTD % of PY Actual			YTD % of Budget		
	Prior YTD	Prior Year Actual	YTD % of PY Actual	Current YTD	Annual Budget	YTD % of Budget
637 2011 Bond	\$0	\$61,828	0.00%	\$0	\$174,652	0.00%
639 2014 Bond	\$0	\$180,190	0.00%	\$0	\$173,024	0.00%
640 2014 Bond	\$0	\$232,115	0.00%	\$232,115	\$2,211,146	10.50%
641 2017 Bond	\$3,719,684	\$10,545,942	35.27%	\$4,925,866	\$73,937,831	6.66%
642 2022 Bond	\$14,895,310	\$56,641,464	26.30%	\$24,534,736	\$311,055,989	7.89%
690 Bond Year End Entries	\$0	(\$5,411,897)	0.00%	(\$2,952,851)	\$0	
693 Pay As You Go Bond	\$0	\$0		\$0	\$28,482	0.00%
695 Adm Building 2020	\$1,627,568	\$4,920,529	33.08%	\$19,498	\$36,097,552	0.05%
696 Softball Complex Replacement	\$0	\$734,565	0.00%	\$1,169,123	\$19,000,000	6.15%
TOTAL EXPENDITURES	\$20,242,563	\$67,904,735	29.81%	\$27,928,486	\$442,678,676	6.31%

Proprietary Fund | Financial Summary

For the Period Ending January 31, 2025

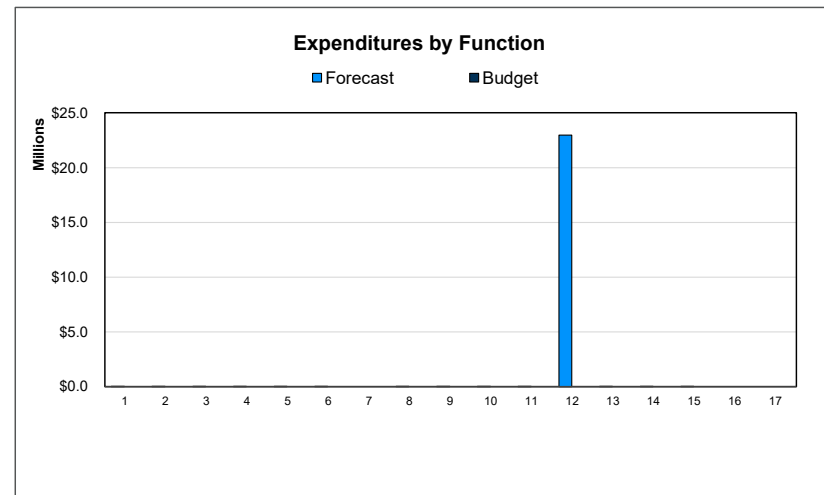
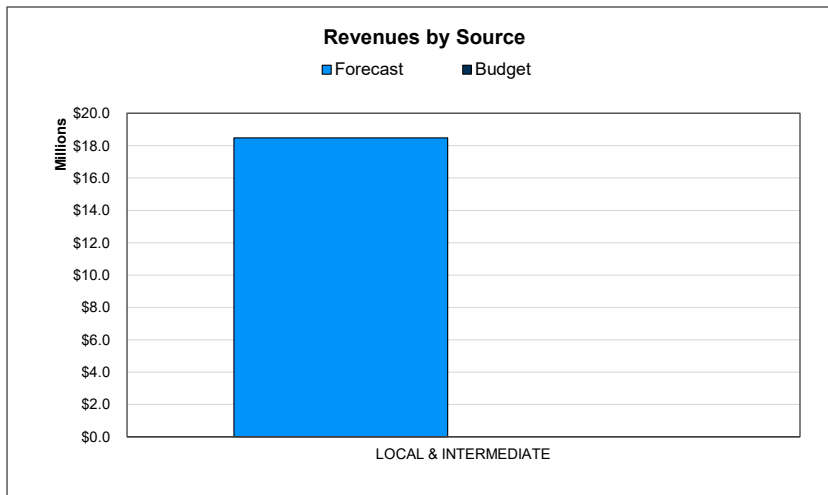
	Prior YTD	Prior Year Actual	YTD % of PY Actual	Current YTD	Annual Budget	YTD % of Budget
REVENUES						
Local & Intermediate	\$18,162,912	\$44,149,951	41.14%	\$18,481,742	\$0	
TOTAL REVENUE	\$18,162,912	\$44,149,951	41.14%	\$18,481,742	\$0	
EXPENDITURES						
Instruction	\$870,978	\$656,086	132.75%	\$10,490	\$0	
Instructional Media	9,739	9,479	102.74%	38	0	
Curriculum & Personnel Development	9,287	8,975	103.48%	38	0	
Instructional Leadership	13,711	11,769	116.50%	41	0	
School Leadership	60,774	46,336	131.16%	207	0	
Guidance & Counseling	45,810	43,671	104.90%	186	0	
Social Work Services	839	846	99.17%	3	0	
Health Services	8,209	8,031	102.22%	35	0	
Pupil Transportation	189,456	108,107	175.25%	450	0	
Food Services	225,792	110,516	204.31%	568	0	
Extracurricular Activities	6,921	6,858	100.92%	33	0	
General Administration	25,217,743	59,325,949	42.51%	22,968,037	0	
Plant Maintenance & Operations	458,421	223,858	204.78%	1,091	0	
Security & Monitoring Services	81,817	51,563	158.67%	207	0	
Data Processing Services	107,615	54,076	199.01%	18	0	
Community Service	143	144	99.31%	1	0	
Facilities Acq. & Construction	1,610	781	206.15%	4	0	
TOTAL EXPENDITURES	\$27,308,865	\$60,667,045	45.01%	\$22,981,447	\$0	
SURPLUS / (DEFICIT)	(\$9,145,953)	(\$16,517,094)		(\$4,499,705)	\$0	
NET CHANGE IN FUND BALANCE	(\$9,145,953)	(\$16,517,094)		(\$4,499,705)	\$0	
ENDING FUND BALANCE	(\$3,567,703)	(\$10,938,844)		(\$15,438,547)	(\$10,938,844)	



Proprietary Fund | Financial Forecast

For the Period Ending January 31, 2025

	Prior YTD	Current YTD	Add: Projections	Annual Forecast	Annual Budget	Variance Fav / (Unfav)
REVENUES						
Local & Intermediate	\$18,162,912	\$18,481,742	\$0	\$18,481,742	\$0	\$18,481,742
TOTAL REVENUE	\$18,162,912	\$18,481,742	\$0	\$18,481,742	\$0	\$18,481,742
EXPENDITURES						
Instruction	\$870,978	\$10,490	\$0	\$10,490	\$0	(\$10,490)
Instructional Media	9,739	38	0	38	0	(38)
Curriculum & Personnel Development	9,287	38	0	38	0	(38)
Instructional Leadership	13,711	41	0	41	0	(41)
School Leadership	60,774	207	0	207	0	(207)
Guidance & Counseling	45,810	186	0	186	0	(186)
Social Work Services	839	3	0	3	0	(3)
Health Services	8,209	35	0	35	0	(35)
Pupil Transportation	189,456	450	0	450	0	(450)
Food Services	225,792	568	0	568	0	(568)
Extracurricular Activities	6,921	33	0	33	0	(33)
General Administration	25,217,743	22,968,037	0	22,968,037	0	(22,968,037)
Plant Maintenance & Operations	458,421	1,091	0	1,091	0	(1,091)
Security & Monitoring Services	81,817	207	0	207	0	(207)
Data Processing Services	107,615	18	0	18	0	(18)
Community Service	143	1	0	1	0	(1)
Facilities Acq. & Construction	1,610	4	0	4	0	(4)
TOTAL EXPENDITURES	\$27,308,865	\$22,981,446	\$0	\$22,981,446	\$0	(\$22,981,446)
SURPLUS / (DEFICIT)	(\$9,145,953)	(\$4,499,704)	\$0	(\$4,499,704)	\$0	(\$4,499,704)
NET CHANGE IN FUND BALANCE	(\$9,145,953)	(\$4,499,704)	\$0	(\$4,499,704)	\$0	(\$4,499,704)
ENDING FUND BALANCE	(\$3,567,703)	(\$15,438,547)		(\$15,438,547)	(\$10,938,844)	(\$4,499,704)



Group Benefit Plan

2025 Health Insurance Fund

	September Actual	October Actual	November Actual	December Actual	January Actual	Year to Date Actual
Revenue						
Transfer In						
Investment Income	2,683.10	2,454.81	1,905.25	4,263.96	4,423.98	\$15,731.10
Premiums / Contributions	3,631,820.00	3,625,645.00	3,644,262.00	3,654,485.00	3,909,624.00	\$18,465,836.00
Stop Loss Recoveries/Other	0.00	0.00	0.00	0.00	0.00	\$0.00
Total Revenue	\$3,634,503	\$3,628,100	\$3,646,167	\$3,658,749	\$3,914,048	\$18,481,567.10
Expenditures						
Administration Fees	168,605.45	168,503.89	167,767.81	168,359.30	168,185.84	\$841,422.29
PR/Consult./Audit/Supplies	0.00	0.00	0.00	0.00	0.00	\$0.00
Wellness Clinic/Misc.	16,667.00	89,042.25	113,277.27	75,996.24	60,469.34	\$355,452.10
Health Claims Expenditures	0.00	0.00	0.00	0.00	0.00	\$0.00
United Health Care	0.00	0.00	0.00	0.00	0.00	\$0.00
Aetna	3,423,038.78	2,796,194.15	2,590,036.57	3,149,132.99	2,613,847.06	\$14,572,249.55
CVS	1,606,397.97	1,596,912.88	1,475,515.98	1,547,002.17	1,366,980.30	\$7,592,809.30
Pharmacy Rebates	0.00	0.00	0.00	(2,142,422.63)	(1,191.84)	(\$2,143,614.47)
Optional Plan 3	0.00	0.00	0.00	0.00	0.00	\$0.00
Stop Loss Ins. Premiums	216,316.80	216,188.04	215,243.80	216,016.36	243,236.73	\$1,107,001.73
Total Expenditures	\$5,431,026	\$4,866,841	\$4,561,841	\$3,014,084	\$4,451,527	\$22,325,320.50
Cash Flow Summary						
Revenues (Cash In)	3,634,503.10	3,628,099.81	3,646,167.25	3,658,748.96	3,914,047.98	\$18,481,567.10
Expenditures (Cash Out)	5,431,026.00	4,866,841.21	4,561,841.43	3,014,084.43	4,451,527.43	\$22,325,320.50
Adjustments						
Excess (Deficiency)	(1,796,522.90)	(1,238,741.40)	(915,674.18)	644,664.53	(537,479.45)	(\$3,843,753.40)
Beginning Fund Equity	0.00	0.00	0.00	0.00	0.00	
Ending Fund Equity	(1,796,522.90)	(3,035,264.30)	(3,950,938.48)	(3,306,273.95)	(3,843,753.40)	

PISD Medical Plan Contributions and Employee Participation
January 2025

	# of Participants	Employee Contribution		District Contribution		Combined Contributions
		Current Per Unit	Employee Total	Per Unit	District Total	
Waive Coverage						
Employee	3,176		\$0	\$322	\$1,022,672	\$1,022,672
+ Spouse			\$0		\$0	\$0
+ Child(ren)			\$0		\$0	\$0
+ Family			\$0		\$0	\$0
Sub-Total	3,176		\$0		\$1,022,672	\$1,022,672
Medical-Plan II						
Employee	114	\$426	\$48,564	\$322	\$36,708	\$85,272
+ Spouse	6	\$965	\$5,790	\$322	\$1,932	\$7,722
+ Child(ren)	41	\$772	\$31,652	\$322	\$13,202	\$44,854
+ Family	15	\$1,402	\$21,030	\$322	\$4,830	\$25,860
Sub-Total	176		\$107,036		\$56,672	\$163,708
Medical-Plan IV						
Employee	832	\$194	\$161,408	\$322	\$267,904	\$429,312
+ Spouse	134	\$440	\$58,960	\$322	\$43,148	\$102,108
+ Child(ren)	394	\$377	\$148,538	\$322	\$126,868	\$275,406
+ Family	209	\$677	\$141,493	\$322	\$67,298	\$208,791
Sub-Total	1,569		\$510,399		\$505,218	\$1,015,617
Medical-Plan V						
Employee	405	\$140	\$56,700	\$322	\$130,410	\$187,110
+ Spouse	34	\$351	\$11,934	\$322	\$10,948	\$22,882
+ Child(ren)	125	\$294	\$36,750	\$322	\$40,250	\$77,000
+ Family	66	\$553	\$36,498	\$322	\$21,252	\$57,750
Sub-Total	630		\$141,882		\$202,860	\$344,742
Medical-Kelsey Plan 3						
Employee	1,697	\$100	\$169,700	\$322	\$546,434	\$716,134
+ Spouse	149	\$330	\$49,170	\$322	\$47,978	\$97,148
+ Child(ren)	551	\$275	\$151,525	\$322	\$177,422	\$328,947
+ Family	233	\$523	\$121,859	\$322	\$75,026	\$196,885
Sub-Total	2,630		\$492,254		\$846,860	\$1,339,114
Monthly Total						
	8,181		\$1,251,571		\$2,634,282	\$3,885,853
Sep-24	8,205		\$1,205,947		\$2,420,475	\$3,626,422
Oct-24	8,181		\$1,204,243		\$2,413,395	\$3,617,638
Nov-24	8,276		\$1,197,996		\$2,441,420	\$3,639,416
Dec-24	8,294		\$1,200,507		\$2,446,730	\$3,647,237
Jan-25	8,181		\$1,251,571		\$2,634,282	\$3,885,853
Feb-25						\$0
Mar-25						\$0
Apr-25						\$0
May-25						\$0
Jun-25						\$0
Jul-25						\$0
Aug-25						\$0
FY Running Total			\$6,060,264		\$12,356,302	\$18,416,566
Percentages			32.91%		67.09%	

PASADENA ISD TAX ASSESSOR/COLLECTOR'S REPORT
FOR THE MONTH OF JANUARY 2025

2024-2025 SCHOOL YEAR TAX COLLECTIONS

	Thru Prior Month	This Month	Year -To-Date
Original Current Roll (09-01-2024)			208,322,244.61
Roll Adjustments	32,154,655.77	872,569.93	33,027,225.70
Total Adjusted Current Roll			<u>241,349,470.31</u>
Current Taxes Collected	68,692,184.64	111,524,981.94	180,217,166.58
Uncollected Balance - Current			<u>61,132,303.73</u>
Original Delinquent Roll (09-01-2024)			15,934,724.04
Roll Adjustments	-2,975,177.56	-246,539.37	-3,221,716.93
Total Adjusted Delinquent Roll			<u>12,713,007.11</u>
Delinquent Taxes Collected	154,306.08	-576,231.80	-421,925.72
Uncollected Balance - Delinquent			<u>13,134,932.83</u>
Penalty & Interest Collected	689,410.02	240,426.51	929,836.53
Miscellaneous Income	3,518.23	1,706.44	5,224.67
Tax Certificates	280.00	-	280.00
Court Costs	213.34	1.50	214.84
Total Amount Collected - Fees			<u>935,556.04</u>
Attorney Fees Collected	522,554.75	102,209.06	624,763.81

Summary of Delinquent Tax Collections

All Delinquent Years Prior to 2022

Month	Adjusted Collectible Amount for All Other Delinquent Years	Amount Collected	% Collected
Jul-2024	\$9,815,901	\$115,609	1.18%
Aug-2024		\$276,907	2.82%
Sep-2024		\$139,293	1.42%
Oct-2024		\$152,184	1.55%
Nov-2024		\$129,994	1.32%
Dec-2024		\$186,897	1.90%
Jan-2025		\$203,453	2.07%
Feb-2025			0.00%
Mar-2025			0.00%
Apr-2025			0.00%
May-2025			0.00%
Jun-2025			0.00%
Total		\$1,204,337	12.27%

Prior Yrs have been adjusted for Bankruptcy & Deferral Balance \$ 1,559,235.
Harris County Appraisal District Accounts that are tied up in Litigation \$ 3,947,579,509

2023 Delinquent Taxes Only

Month	2023 Taxes Due	Amount Collected	% Collected
Jul-2024	\$6,836,487	\$257,198	3.76%
Aug-2024		\$597,589	8.74%
Sep-2024		\$618,799	9.05%
Oct-2024		\$379,907	5.56%
Nov-2024		\$235,985	3.45%
Dec-2024		\$275,774	4.03%
Jan-2025		\$202,822	2.97%
Feb-2025			0.00%
Mar-2025			0.00%
Apr-2025			0.00%
May-2025			0.00%
Jun-2025			0.00%
Total		\$2,568,074	37.56%

Grand Total Delinquent Collections

\$3,772,411