



Performance Report

Fixed Rate Investment Program
Portfolio Summary & Historical Yields



Summit Hill SD #161

September 30, 2017

Portfolio Summary

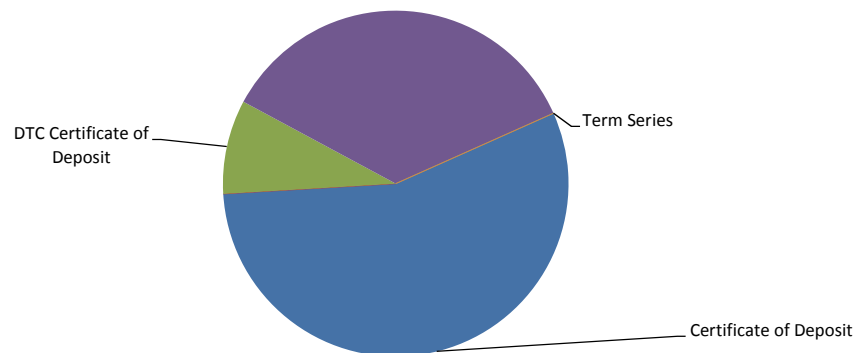
ACCOUNT SUMMARY

Description	Original Cost	Percent
Certificate of Deposit	\$10,990,700.00	55.71%
CDARS	\$0.00	0.00%
DTC Certificate of Deposit	\$1,736,419.58	8.80%
Term Series	\$7,000,000.00	35.48%
U.S. Agency Bond / Note	\$0.00	0.00%
Municipal Bond / Note	\$0.00	0.00%
Total Fixed Rate Portfolio	\$19,727,119.58	100%

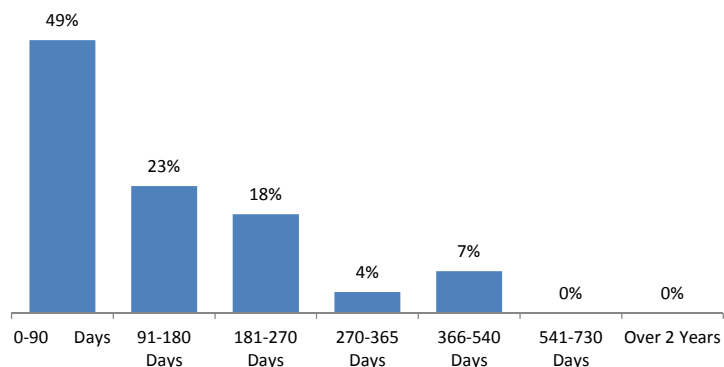
Liquid Balances

ISDLAF	\$6,373,037.39
SDA	\$0.00
Total Liquid Balances	\$6,373,037.39
Total Portfolio	\$26,100,156.97

FIXED RATE PORTFOLIO ALLOCATION



MATURITY DISTRIBUTION



PERFORMANCE*

	<u>Fixed Rate</u> <u>Portfolio</u>	<u>Benchmark</u> <u>CMT³</u>
Yield to Maturity (YTM) at Cost ^{1,2}	1.09%	1.06%
Weighted Average Maturity (WAM)	142	90

*Performance is calculated as Yield to Maturity

1) Portfolio YTM is net of fees and excludes liquid balances and represents the time and dollar weighted average yield.

2) Benchmark YTM is gross of fees.

3) 3-month Constant Maturity Treasury



Performance Report

Fixed Rate Investment Program

Portfolio Summary & Historical Yields

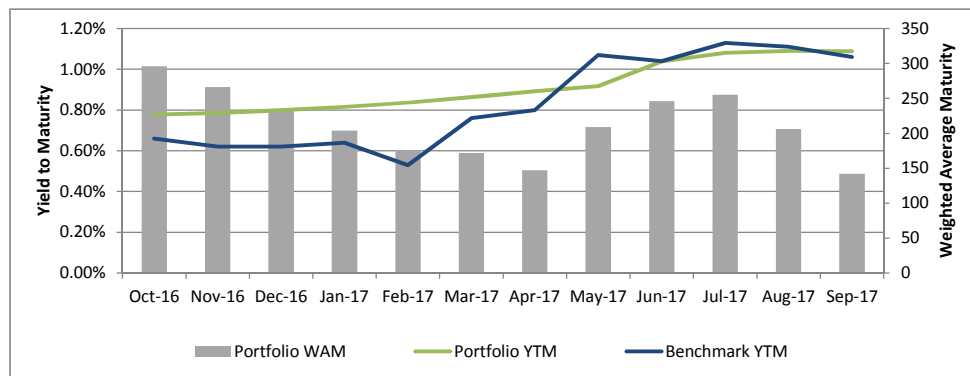


Summit Hill SD #161

September 30, 2017

Historical Yields

	Average YTM	Month End Yield to Maturity											
		Oct-16	Nov-16	Dec-16	Jan-17	Feb-17	Mar-17	Apr-17	May-17	Jun-17	Jul-17	Aug-17	Sep-17
Portfolio WAM¹		296	266	235	204	176	172	147	209	246	255	206	142
Portfolio YTM²	0.92%	0.78%	0.79%	0.80%	0.82%	0.84%	0.86%	0.89%	0.92%	1.04%	1.08%	1.09%	1.09%
Benchmark* YTM³	0.84%	0.66%	0.62%	0.62%	0.64%	0.53%	0.76%	0.80%	1.07%	1.04%	1.13%	1.11%	1.06%



Performance is calculated as Yield to Maturity
 1) Portfolio WAM excludes liquid balances.
 2) Portfolio YTM is net of fees and excludes liquid balances and represents the time and dollar weighted average yield.
 3) Benchmark YTM is gross of fees.
 * 1, 3, 6, or 12-month Constant Maturity Treasury (CMT)

Securities, public finance services and institutional brokerage services are offered through PMA Securities, Inc. PMA Securities, Inc. is a broker-dealer and municipal advisor registered with the SEC and MSRB, and is a member of FINRA and SIPC. Prudent Man Advisors, Inc., an SEC registered investment adviser, provides investment advisory services to local government investment pools and separate accounts. All other products and services are provided by PMA Financial Network, Inc. PMA Financial Network, Inc., PMA Securities, Inc. and Prudent Man Advisors (collectively "PMA") are under common ownership.

Securities and public finance services offered through PMA Securities, Inc. are available in CA, CO, FL, GA, IL, IN, IA, KS, MI, MN, MO, NE, OH, OK, PA, SD, TX and WI. This document is not an offer of services available in any state other than those listed above, has been prepared for informational and educational purposes and does not constitute a solicitation to purchase or sell securities, which may be done only after client suitability is reviewed and determined. All investments mentioned herein may have varying levels of risk, and may not be suitable for every investor. Past performance is not an indication of future results. PMA and its employees do not offer tax or legal advice. Individuals and organizations should consult with their own tax and/or legal advisors before making any tax or legal related investment decisions. Additional information available upon request.