



DENTON
INDEPENDENT SCHOOL DISTRICT

QUARTERLY INVESTMENT REPORT

Denton ISD

SEPTEMBER 30, 2023



MEEDER
PUBLIC FUNDS

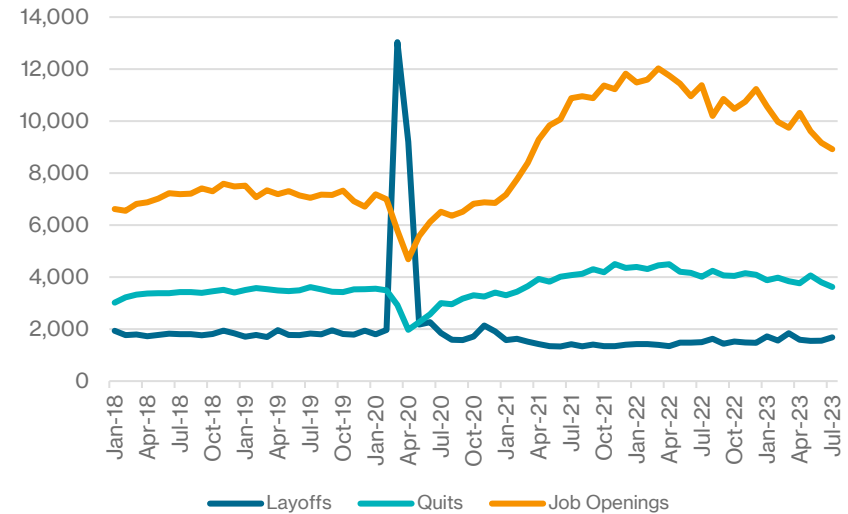
Loosening Labor Market & Inflation Rate Trending Lower

Following a quiet August, September saw economic data surprise to the upside. Both inflation and jobs data showed that the economy is still on solid ground albeit growing at a slower pace than in 2022. While coming in above expectations, the data was not strong enough to get the Fed to increase its target for the federal funds rate. However, the September meeting saw the Fed update its Statement of Economic Projections, including the keenly watched dot plot. The updated dot plot showed policymakers still see another 0.25% hike in 2023, and only 0.50% of rate cuts in 2024; the prior dot plot projected a full 1.00% of rate cuts in 2024. Chairman Powell used the press conference following the September meeting to communicate the Fed's commitment to the 2% inflation target. Markets extrapolated the updated economic projections to rates being "higher for longer", with treasury yields moving higher on the day and throughout September. Powell cautioned that the risks of tightening too much versus too little are both present and that the Fed is "in a position to proceed carefully".

The August US Employment report showed that the labor market continued to loosen. Nonfarm payrolls increased by 187,000. However, the prior two months of job gains were revised down by 110,000. Likewise, the unemployment rate increased to 3.8% as the participation rate increased, signaling more workers returned to the labor market. Wage growth slowed to 4.2% on the year and just 0.2% for the month. The combination of slowing job creation, higher participation, and slower wage growth is exactly the job market the Federal Reserve wants to see as it shows that a soft landing, where the job market slows but unemployment stays controlled, is still possible.

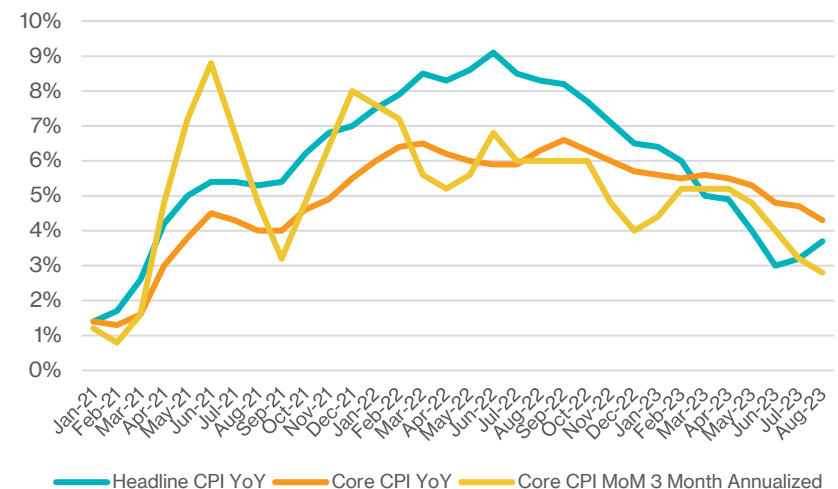
The Consumer Price Index (CPI) report from August showed that, while inflation data was not as soft as data from June and July, inflation is trending in the right direction. Headline CPI increased 0.6% in August, due mostly to an increase in energy prices. Specifically, gasoline prices increased 10.6% during the month, compared to a 0.2% increase in July. Core CPI increased 0.3% in August, following two consecutive monthly increases of 0.2%. Core CPI strips out volatile energy and food prices and is generally thought to be more reflective of price increases. Taking a step back, the 12-month change in core CPI ticked down to 4.3% from 4.7% last month and was the lowest 12-month increase since September 2021. Additionally, annualizing the last three months of core CPI readings points to core inflation of 2.4%, indicating more recent data is pointing to inflation trending close to the Federal Reserve's target of 2%.

Labor Market Loosening



SOURCE: BLOOMBERG

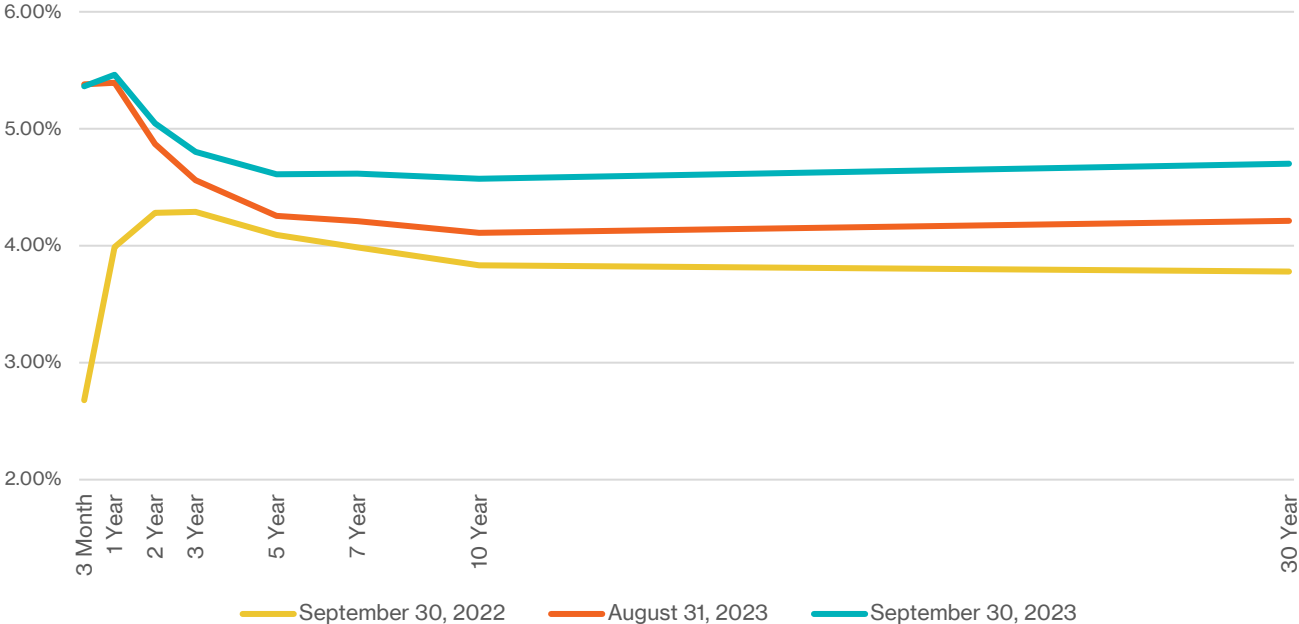
Inflation Trending Lower



SOURCE: BLOOMBERG

Rates Move Higher

US Treasury Yield Curve



Denton ISD, Texas

Quarterly Investment Report

July – September 2023

Portfolio Summary Management Report

This quarterly report is prepared in compliance with the Investment Policy and Strategy of Denton ISD and the Public Funds Investment Act (Chapter 2256., Texas Government Code).


<u>Portfolio as of June 30, 2023</u>		<u>Portfolio as of September 30, 2023</u>	
Beginning Book Value	\$ 339,554,453	Ending Book Value	\$ 1,201,976,864
Beginning Market Value	\$ 339,554,453	Ending Market Value	\$ 1,199,927,851
Unrealized Gain/Loss	\$ (0)	Investment Income for the period	\$ 10,501,135
		Unrealized Gain/Loss	\$ (2,049,013)
		Change in Unrealized Gain/Loss	\$ (2,049,013)
WAM at Beginning Period Date ¹	1 day	WAM at Ending Period Date ¹	325 days
		Change in Market Value ²	\$ 860,373,398
		Average Yield to Maturity for period	4.935%
		Average Yield 1 year Treasury for period	5.390%

Authorized by:

Dr. J Scott Niven, Deputy Superintendent
Denton ISD

Vicki Garcia, Executive Director of Financial Operations
Denton ISD

Julie Simpson, Director of Finance
Denton ISD



Jason Headings, Senior Vice President
Meeder Public Funds

¹ **WAM**, represents weighted average maturity.

² **“Change in Market Value”** is required data, but will primarily reflect the receipt and expenditure of the District’s funds from quarter to quarter.

Your Portfolio

Your Portfolio Statistics

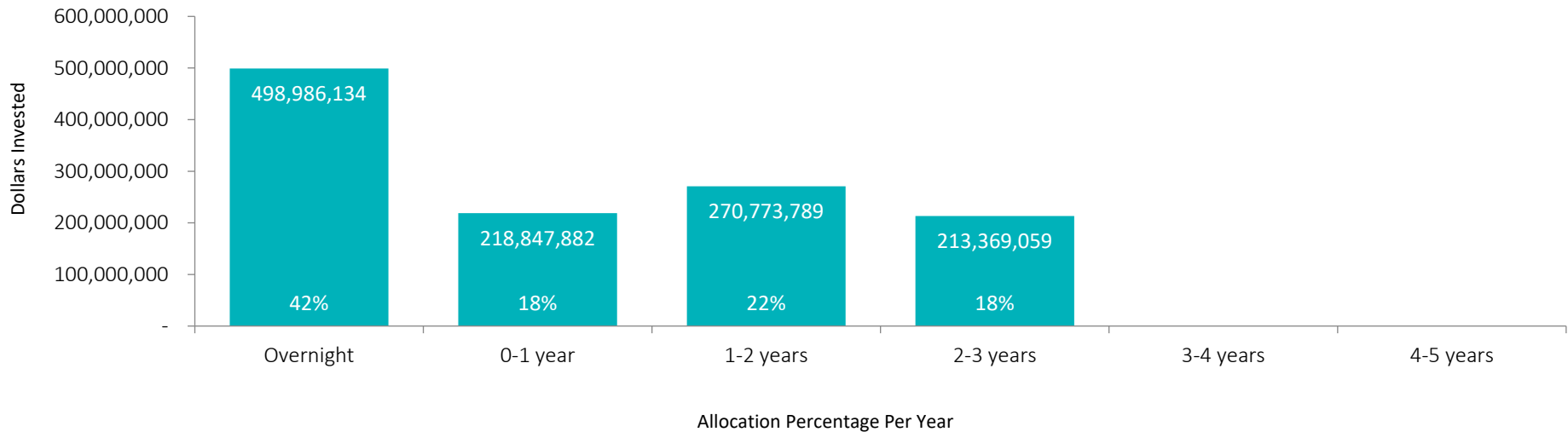
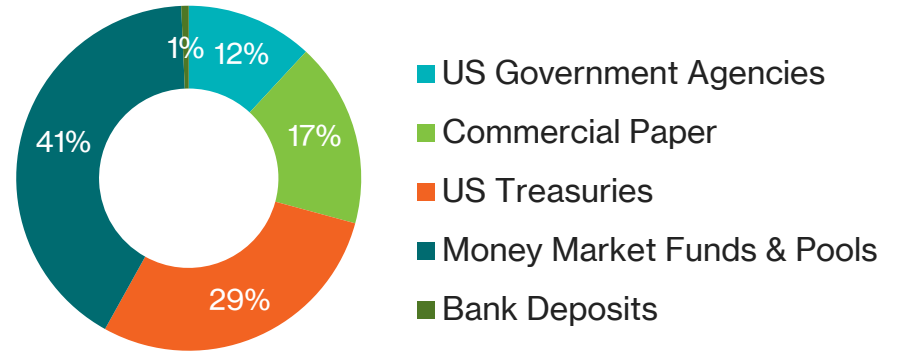
Weighted Average Maturity

325 days

Weighted Average Yield (All Funds)

5.224%

Your Asset Allocation





Denton ISD
Portfolio Management
Portfolio Summary
September 30, 2023

Investments	Par Value	Market Value	Book Value	% of Portfolio	Term	Days to Maturity	YTM 365 Equiv.
Texas CLASS	66,600,358.83	66,600,358.83	66,600,358.83	5.54	1	1	5.187
TexasDAILY	136,015,367.02	136,015,367.02	136,015,367.02	11.32	1	1	5.350
TexPool	51,114,425.23	51,114,425.23	51,114,425.23	4.25	1	1	5.320
First Public - Lone Star	131,982,759.78	131,982,759.78	131,982,759.78	10.98	1	1	5.320
Bank Deposits	8,327,172.97	8,327,172.97	8,327,172.97	0.69	1	1	0.000
TexSTAR	73,336,860.43	73,336,860.43	73,336,860.43	6.10	1	1	5.311
Texas Fit	30,878,003.36	30,878,003.36	30,878,003.36	2.57	1	1	5.430
Commercial Paper	212,860,000.00	206,024,615.37	206,095,788.26	17.15	233	203	5.921
Federal Agency Coupon Callable	10,000,000.00	9,104,283.20	9,156,732.77	0.76	780	750	4.981
Treasury Coupon Securities	364,425,000.00	354,088,445.28	355,366,020.40	29.57	682	656	4.953
Federal Agency Coupon (Non-Call)	132,665,000.00	131,724,372.67	132,372,188.26	11.01	850	821	4.872
Money Market Fund	731,186.85	731,186.85	731,186.85	0.06	1	1	5.220
	1,218,936,134.47	1,199,927,850.99	1,201,976,864.16	100.00%	342	325	5.224
Investments							
Cash and Accrued Interest							
Accrued Interest at Purchase		2,924,509.27	2,924,509.27				
Subtotal		2,924,509.27	2,924,509.27				
Total Cash and Investments	1,218,936,134.47	1,202,852,360.26	1,204,901,373.43		342	325	5.224
Total Earnings							
	September 30 Period Ending						
Current Year	10,501,134.54						

The following reports are submitted in accordance with the Public Funds Investment Act (Texas Gov't Code 2256). The reports also offer supplemental information not required by the Act in order to fully inform the governing body of the Denton ISD of the position and activity within the Districts's portfolio of investments. The reports include a management summary overview, a detailed inventory for the end of the period, as well as graphic representations of the portfolio to provide full disclosure to the governing body.

Denton ISD Summary by Type September 30, 2023 Grouped by Fund

Security Type	Number of Investments	Par Value	Book Value	% of Portfolio	Average YTM 365	Average Days to Maturity
Fund: 2007 Bonds - Series 2013						
TexPool	1	22,890.66	22,890.66	0.00	5.320	1
Subtotal	1	22,890.66	22,890.66	0.00	5.320	1
Fund: 2013 Bonds - Series 2014B						
TexSTAR	1	126,970.01	126,970.01	0.01	5.311	1
Subtotal	1	126,970.01	126,970.01	0.01	5.311	1
Fund: 2013 Bonds - Series 2015A						
TexSTAR	1	1,342,469.05	1,342,469.05	0.11	5.310	1
Subtotal	1	1,342,469.05	1,342,469.05	0.11	5.310	1
Fund: 2018 Bonds - Series 2018						
Texas CLASS	1	22,853,302.89	22,853,302.89	1.90	5.187	1
Subtotal	1	22,853,302.89	22,853,302.89	1.90	5.187	1
Fund: 2020 Bonds - Series 2020						
TexasDAILY	1	44,667,925.01	44,667,925.01	3.72	5.350	1
Texas CLASS	1	128,725.66	128,725.66	0.01	5.187	1
TexPool	1	8,094,407.83	8,094,407.83	0.67	5.320	1
Subtotal	3	52,891,058.50	52,891,058.50	4.40	5.345	1
Fund: 2023 Capital Projects						
TexasDAILY	1	68,557,173.84	68,557,173.84	5.70	5.350	1
Commercial Paper	16	212,860,000.00	206,095,788.26	17.15	5.921	203
Money Market Fund	1	731,186.85	731,186.85	0.06	5.220	1
Federal Agency Coupon (Non-Call)	11	132,665,000.00	132,372,188.26	11.01	4.872	821
Federal Agency Coupon Callable	1	10,000,000.00	9,156,732.77	0.76	4.981	750
First Public - Lone Star	1	68,551,932.13	68,551,932.13	5.70	5.320	1
Texas CLASS	1	30,857,598.56	30,857,598.56	2.57	5.187	1
Texas Fit	1	30,878,003.36	30,878,003.36	2.57	5.430	1
TexPool	1	29,097,000.37	29,097,000.37	2.42	5.320	1

**Denton ISD
Summary by Type
September 30, 2023
Grouped by Fund**

Security Type	Number of Investments	Par Value	Book Value	% of Portfolio	Average YTM 365	Average Days to Maturity
Fund: 2023 Capital Projects						
TexSTAR	1	68,551,486.44	68,551,486.44	5.70	5.311	1
Treasury Coupon Securities	17	364,425,000.00	355,366,020.40	29.57	4.953	656
Subtotal	52	1,017,174,381.55	1,000,215,111.24	83.21	5.252	391
Fund: Child Nutrition Account						
Bank Deposits	1	274,375.19	274,375.19	0.02	0.000	1
TexPool	1	3,825,690.53	3,825,690.53	0.32	5.320	1
Subtotal	2	4,100,065.72	4,100,065.72	0.34	4.964	1
Fund: Debt Service						
TexasDAILY	1	2,715,397.35	2,715,397.35	0.23	5.350	1
First Public - Lone Star	1	451,779.84	451,779.84	0.04	5.320	1
Texas CLASS	1	2,631,831.23	2,631,831.23	0.22	5.187	1
TexPool	1	4,914,871.88	4,914,871.88	0.41	5.320	1
Subtotal	4	10,713,880.30	10,713,880.30	0.90	5.295	1
Fund: General Operating						
TexasDAILY	1	20,074,870.82	20,074,870.82	1.67	5.350	1
First Public - Lone Star	1	62,979,047.81	62,979,047.81	5.24	5.320	1
Bank Deposits	1	6,116,435.32	6,116,435.32	0.51	0.000	1
Texas CLASS	1	10,128,900.49	10,128,900.49	0.84	5.187	1
TexPool	1	1,992,484.67	1,992,484.67	0.17	5.320	1
TexSTAR	1	3,315,934.93	3,315,934.93	0.28	5.311	1
Subtotal	6	104,607,674.04	104,607,674.04	8.71	5.001	1
Fund: Payroll Account						
Bank Deposits	1	1,936,362.46	1,936,362.46	0.16	0.000	1
Subtotal	1	1,936,362.46	1,936,362.46	0.16	0.000	1
Fund: Replacement Cycle Account						
TexPool	1	2,850,738.80	2,850,738.80	0.24	5.320	1
Subtotal	1	2,850,738.80	2,850,738.80	0.24	5.320	1
Fund: Worker's Compensation Account						

Denton ISD
 Summary by Type
 September 30, 2023
 Grouped by Fund

Security Type	Number of Investments	Par Value	Book Value	% of Portfolio	Average YTM 365	Average Days to Maturity
Fund: Worker's Compensation Account						
TexPool	1	316,340.49	316,340.49	0.03	5.320	1
Subtotal	1	316,340.49	316,340.49	0.03	5.320	1
Total and Average	74	1,218,936,134.47	1,201,976,864.16	100.00	5.224	325



Denton ISD
Fund 2007BP-2013 - 2007 Bonds - Series 2013
Investments by Fund
September 30, 2023

CUSIP	Investment #	Issuer	Purchase Date	Book Value	Par Value	Market Value	Current Rate	YTM 360	YTM 365	Maturity Date	Days To Maturity
TexPool											
TEXPOOL	TXPOOL-2007	TexPool	06/30/2023	22,890.66	22,890.66	22,890.66	5.320	5.247	5.320		1
Subtotal and Average				22,890.66	22,890.66	22,890.66		5.247	5.320		1
Total Investments and Average				22,890.66	22,890.66	22,890.66		5.247	5.320		1

Fund 2013BP-2014B - 2013 Bonds - Series 2014B

Investments by Fund

September 30, 2023

CUSIP	Investment #	Issuer	Purchase Date	Book Value	Par Value	Market Value	Current Rate	YTM 360	YTM 365	Maturity Date	Days To Maturity
TexSTAR											
TEXSTAR	TXSTAR-2014B	TexSTAR	06/30/2023	126,970.01	126,970.01	126,970.01	5.311	5.237	5.310		1
Subtotal and Average				126,970.01	126,970.01	126,970.01		5.238	5.311		1
Total Investments and Average				126,970.01	126,970.01	126,970.01		5.238	5.311		1

Fund 2013BP-2015A - 2013 Bonds - Series 2015A

Investments by Fund

September 30, 2023

CUSIP	Investment #	Issuer	Purchase Date	Book Value	Par Value	Market Value	Current Rate	YTM 360	YTM 365	Maturity Date	Days To Maturity
TexSTAR											
TEXSTAR	TXSTAR-2015A	TexSTAR	06/30/2023	1,342,469.05	1,342,469.05	1,342,469.05	5.311	5.237	5.310		1
			Subtotal and Average	1,342,469.05	1,342,469.05	1,342,469.05		5.238	5.311		1
			Total Investments and Average	1,342,469.05	1,342,469.05	1,342,469.05		5.238	5.311		1

Fund 2018BP - 2018 Bonds - Series 2018
Investments by Fund
September 30, 2023

CUSIP	Investment #	Issuer	Purchase Date	Book Value	Par Value	Market Value	Current Rate	YTM 360	YTM 365	Maturity Date	Days To Maturity
Texas CLASS											
TEXAS CLASS	TXCLASS-2018	Texas CLASS	06/30/2023	22,853,302.89	22,853,302.89	22,853,302.89	5.187	5.115	5.186		1
Subtotal and Average				22,853,302.89	22,853,302.89	22,853,302.89		5.116	5.187		1
Total Investments and Average				22,853,302.89	22,853,302.89	22,853,302.89		5.116	5.187		1

Fund 2020BP - 2020 Bonds - Series 2020
Investments by Fund
September 30, 2023

CUSIP	Investment #	Issuer	Purchase Date	Book Value	Par Value	Market Value	Current Rate	YTM 360	YTM 365	Maturity Date	Days To Maturity
Texas CLASS											
TEXAS CLASS	TXCLASS-2020	Texas CLASS	06/30/2023	128,725.66	128,725.66	128,725.66	5.187	5.115	5.186		1
Subtotal and Average				128,725.66	128,725.66	128,725.66		5.116	5.187		1
TexasDAILY											
TEXDAILY	TXDAILY-2020	TexasDAILY	06/30/2023	44,667,925.01	44,667,925.01	44,667,925.01	5.350	5.276	5.350		1
Subtotal and Average				44,667,925.01	44,667,925.01	44,667,925.01		5.277	5.350		1
TexPool											
TEXPOOL	TXPOOL-2020	TexPool	06/30/2023	8,094,407.83	8,094,407.83	8,094,407.83	5.320	5.247	5.320		1
Subtotal and Average				8,094,407.83	8,094,407.83	8,094,407.83		5.247	5.320		1
Total Investments and Average				52,891,058.50	52,891,058.50	52,891,058.50		5.272	5.345		1

Fund 2023BP - 2023 Capital Projects
Investments by Fund
September 30, 2023

CUSIP	Investment #	Issuer	Purchase Date	Book Value	Par Value	Market Value	Current Rate	YTM 360	YTM 365	Maturity Date	Days To Maturity
Texas CLASS											
TEXAS CLASS	TXCLASS-2023	Texas CLASS	08/01/2023	30,857,598.56	30,857,598.56	30,857,598.56	5.187	5.115	5.186		1
Subtotal and Average				30,857,598.56	30,857,598.56	30,857,598.56		5.116	5.187		1
TexasDAILY											
TEXDAILY	TXDAILY-2023	TexasDAILY	08/01/2023	68,557,173.84	68,557,173.84	68,557,173.84	5.350	5.276	5.350		1
Subtotal and Average				68,557,173.84	68,557,173.84	68,557,173.84		5.277	5.350		1
TexPool											
TEXPOOL	TXPOOL-2023	TexPool	08/01/2023	29,097,000.37	29,097,000.37	29,097,000.37	5.320	5.247	5.320		1
Subtotal and Average				29,097,000.37	29,097,000.37	29,097,000.37		5.247	5.320		1
First Public - Lone Star											
LONE STAR	LONESTAR-23	First Public - Lone Star	08/01/2023	68,551,932.13	68,551,932.13	68,551,932.13	5.320	5.247	5.320		1
Subtotal and Average				68,551,932.13	68,551,932.13	68,551,932.13		5.247	5.320		1
TexSTAR											
TEXSTAR	TXSTAR-2023	TexSTAR	08/01/2023	68,551,486.44	68,551,486.44	68,551,486.44	5.311	5.237	5.310		1
Subtotal and Average				68,551,486.44	68,551,486.44	68,551,486.44		5.238	5.311		1
Texas Fit											
TEXAS FIT	TXFIT-2023	Texas Fit	08/01/2023	30,878,003.36	30,878,003.36	30,878,003.36	5.430	5.355	5.430		1
Subtotal and Average				30,878,003.36	30,878,003.36	30,878,003.36		5.356	5.430		1
Commercial Paper											
0018A2F35	24-0041	Australia & New Zealand BK	09/07/2023	16,343,658.33	17,000,000.00	16,353,184.00	5.650	5.944	6.027	06/03/2024	246
06369LJ48	24-0044	Bank of Montreal	09/06/2023	1,894,533.34	2,000,000.00	1,893,626.00	5.600	5.947	6.030	09/04/2024	339
13608AG18	24-0043	Canadian Imperial Bank	09/06/2023	16,756,775.00	17,500,000.00	16,743,965.00	5.580	5.886	5.968	07/01/2024	274
30601VE31	24-0021	Fairway Fin. Corp.	08/31/2023	19,331,111.11	20,000,000.00	19,317,400.00		5.874	5.955	05/03/2024	215
39014JYD6	24-0011	Great Bear Funding DAC	08/30/2023	2,980,327.50	3,000,000.00	2,979,729.00	5.490	5.553	5.630	11/13/2023	43
53127TBU6	24-0001	Liberty Street Funding LLC	08/30/2023	15,162,750.00	15,525,000.00	15,158,827.35	5.600	5.763	5.843	02/28/2024	150
55609EEF1	24-0005	MacQuarie Intl. Fin. Ltd.	08/31/2023	19,277,383.33	20,000,000.00	19,276,600.00	5.730	6.023	6.107	05/15/2024	227
55609EBF4	24-0010	MacQuarie Intl. Fin. Ltd.	08/31/2023	14,922,684.17	15,250,000.00	14,917,839.75	5.640	5.792	5.872	02/15/2024	137
62479LA47	24-0006	MUFG Bank Ltd.	08/30/2023	14,129,978.75	14,340,000.00	14,125,129.44	5.550	5.660	5.739	01/04/2024	95
63307LD16	24-0003	National Bank CDA NY	08/30/2023	17,204,955.08	17,710,000.00	17,199,243.60	5.610	5.881	5.962	04/01/2024	183
63307MY86	24-0012	National Bank CDA NY	08/30/2023	248,551.25	250,000.00	248,505.50	5.490	5.549	5.626	11/08/2023	38

Fund 2023BP - 2023 Capital Projects

Investments by Fund

September 30, 2023

CUSIP	Investment #	Issuer	Purchase Date	Book Value	Par Value	Market Value	Current Rate	YTM 360	YTM 365	Maturity Date	Days To Maturity
Commercial Paper											
86564XZF4	24-0008	Sumitomo Mitsui Trust Holdings	08/30/2023	10,813,506.25	10,940,000.00	10,812,373.96	5.550	5.643	5.721	12/15/2023	75
89119AHF8	24-0007	Toronto Dominion Bank	08/30/2023	18,393,629.02	19,345,000.00	18,379,026.77	5.550	5.870	5.951	08/15/2024	319
8923A1YE5	24-0009	Toyota Cr De Puerto Corp.	08/30/2023	4,966,572.22	5,000,000.00	4,965,720.00	5.470	5.533	5.610	11/14/2023	44
9612C0EW5	24-0002	Westpac Banking Corp.	08/31/2023	16,843,575.00	17,500,000.00	16,836,365.00	5.580	5.870	5.951	05/30/2024	242
9612C0F61	24-0042	Westpac Banking Corp.	09/06/2023	16,825,797.91	17,500,000.00	16,817,080.00	5.570	5.860	5.941	06/06/2024	249
Subtotal and Average				206,095,788.26	212,860,000.00	206,024,615.37	5.840	5.921			203
Federal Agency Coupon Callable											
3134GWZG4	24-0022	FMCC Call Note	09/01/2023	9,156,732.77	10,000,000.00	9,104,283.20	0.600	4.912	4.980	10/20/2025	750
Subtotal and Average				9,156,732.77	10,000,000.00	9,104,283.20	4.913	4.981			750
Treasury Coupon Securities											
91282CFW6	24-0024	U.S. Treasury	09/05/2023	18,332,149.76	18,450,000.00	18,256,851.56	4.500	4.751	4.817	11/15/2025	776
91282CGE5	24-0025	U.S. Treasury	09/05/2023	17,756,449.16	18,100,000.00	17,675,074.26	3.875	4.694	4.759	01/15/2026	837
91282CGL9	24-0026	U.S. Treasury	09/05/2023	20,021,983.58	20,350,000.00	19,919,947.32	4.000	4.661	4.726	02/15/2026	868
91282CGR6	24-0027	U.S. Treasury	09/05/2023	19,616,433.02	19,650,000.00	19,514,138.72	4.625	4.634	4.698	03/15/2026	896
91282CFP1	24-0028	U.S. Treasury	09/05/2023	7,167,356.85	7,250,000.00	7,137,568.38	4.250	4.776	4.842	10/15/2025	745
91282CEQ0	24-0029	U.S. Treasury	09/05/2023	58,304,875.00	60,400,000.00	58,111,406.55	2.750	4.936	5.004	05/15/2025	592
91282CEH0	24-0030	U.S. Treasury	09/05/2023	15,818,929.16	16,400,000.00	15,773,468.83	2.625	4.981	5.050	04/15/2025	562
912828J27	24-0031	U.S. Treasury	09/05/2023	15,153,874.69	15,800,000.00	15,113,070.35	2.000	5.059	5.129	02/15/2025	503
91282CGN5	24-0032	U.S. Treasury	09/05/2023	14,900,706.30	15,000,000.00	14,864,648.40	4.625	5.046	5.116	02/28/2025	516
91282CGV7	24-0033	U.S. Treasury	09/05/2023	17,897,397.45	18,300,000.00	17,799,609.38	3.750	4.615	4.679	04/15/2026	927
91282CGD7	24-0034	U.S. Treasury	09/05/2023	19,524,443.85	19,750,000.00	19,484,609.38	4.250	5.133	5.204	12/31/2024	457
91282CFX4	24-0035	U.S. Treasury	09/05/2023	18,716,564.31	18,875,000.00	18,685,512.74	4.500	5.176	5.248	11/30/2024	426
91282CGA3	24-0036	U.S. Treasury	09/05/2023	16,135,001.47	16,400,000.00	16,060,468.83	4.000	4.713	4.779	12/15/2025	806
912828K74	24-0037	U.S. Treasury	09/05/2023	19,167,692.87	20,200,000.00	19,087,421.98	2.000	4.827	4.894	08/15/2025	684
91282CEY3	24-0038	U.S. Treasury	09/05/2023	18,864,145.46	19,500,000.00	18,792,363.33	3.000	4.861	4.929	07/15/2025	653
91282CEU1	24-0039	U.S. Treasury	09/05/2023	43,961,061.31	45,500,000.00	43,806,191.52	2.875	4.901	4.969	06/15/2025	623
912828G38	24-0040	U.S. Treasury	09/05/2023	14,026,956.16	14,500,000.00	14,006,093.75	2.250	5.213	5.285	11/15/2024	411
Subtotal and Average				355,366,020.40	364,425,000.00	354,088,445.28	4.885	4.953			656
Federal Agency Coupon (Non-Call)											
31422X6T4	24-0014	Federal Agricultural Mtg Corp	09/05/2023	14,980,047.50	15,000,000.00	14,912,981.10	4.875	4.880	4.948	09/05/2025	705
3133EPUD5	24-0013	Federal Farm Credit Bank	08/31/2023	42,628,209.37	42,565,000.00	42,319,378.67	4.750	4.628	4.692	05/28/2026	970
3133EPUD5	24-0015	Federal Farm Credit Bank	08/31/2023	4,512,382.04	4,505,000.00	4,479,003.90	4.750	4.621	4.686	05/28/2026	970

Portfolio DENT
AP

FI (PRF_FI) 7.1.1
Report Ver. 7.3.6.1

Fund 2023BP - 2023 Capital Projects
Investments by Fund
September 30, 2023

CUSIP	Investment #	Issuer	Purchase Date	Book Value	Par Value	Market Value	Current Rate	YTM 360	YTM 365	Maturity Date	Days To Maturity
Federal Agency Coupon (Non-Call)											
3133EPVK8	24-0023	Federal Farm Credit Bank	09/07/2023	9,884,421.68	9,895,000.00	9,875,291.04	5.250	5.291	5.365	10/02/2024	367
3130AWLZ1	24-0004	Federal Home Loan Bank	08/31/2023	26,248,462.50	26,195,000.00	26,065,665.07	4.750	4.603	4.667	06/12/2026	985
3130S2UW4	24-0016	Federal Home Loan Bank	08/31/2023	7,634,806.27	7,815,000.00	7,634,806.27	2.875	5.327	5.401	09/13/2024	348
3130ATND5	24-0017	Federal Home Loan Bank	08/31/2023	1,723,683.29	1,740,000.00	1,722,947.60	4.375	5.327	5.401	09/13/2024	348
3130ATVD6	24-0018	Federal Home Loan Bank	08/31/2023	3,393,603.95	3,410,000.00	3,391,003.16	4.875	5.326	5.400	09/13/2024	348
3130AWLY4	24-0019	Federal Home Loan Bank	09/01/2023	5,257,565.02	5,250,000.00	5,241,616.59	5.125	4.964	5.033	06/13/2025	621
3130AWS92	24-0020	Federal Home Loan Bank	09/01/2023	2,212,505.33	2,215,000.00	2,203,574.59	4.875	4.862	4.930	09/12/2025	712
3130AWGR5	24-0045	Federal Home Loan Bank	09/14/2023	13,896,501.31	14,075,000.00	13,878,104.68	4.375	4.814	4.880	06/12/2026	985
Subtotal and Average				132,372,188.26	132,665,000.00	131,724,372.67		4.805	4.872		821
Money Market Fund											
31846V567	USBank-MMF	First American Gov't (FGZXX)	08/29/2023	731,186.85	731,186.85	731,186.85	5.220	5.148	5.220		1
Subtotal and Average				731,186.85	731,186.85	731,186.85		5.148	5.220		1
Total Investments and Average				1,000,215,111.24	1,017,174,381.55	998,166,098.07		5.180	5.252		390

Fund CHILDNUTR - Child Nutrition Account
Investments by Fund
September 30, 2023

CUSIP	Investment #	Issuer	Purchase Date	Book Value	Par Value	Market Value	Current Rate	YTM 360	YTM 365	Maturity Date	Days To Maturity
TexPool											
TEXPOOL	TXPOOL-CHILD	TexPool	06/30/2023	3,825,690.53	3,825,690.53	3,825,690.53	5.320	5.247	5.320		1
Subtotal and Average				3,825,690.53	3,825,690.53	3,825,690.53		5.247	5.320		1
Bank Deposits											
PNC BANK	PNC-CHILD	PNC Bank	06/30/2023	274,375.19	274,375.19	274,375.19					1
Subtotal and Average				274,375.19	274,375.19	274,375.19		0.000	0.000		1
Total Investments and Average				4,100,065.72	4,100,065.72	4,100,065.72		4.896	4.964		1

**Fund DS - Debt Service
Investments by Fund
September 30, 2023**

CUSIP	Investment #	Issuer	Purchase Date	Book Value	Par Value	Market Value	Current Rate	YTM 360	YTM 365	Maturity Date	Days To Maturity
Texas CLASS											
TEXAS CLASS	TXCLASS-DS	Texas CLASS	06/30/2023	2,631,831.23	2,631,831.23	2,631,831.23	5.187	5.115	5.186		1
Subtotal and Average				2,631,831.23	2,631,831.23	2,631,831.23		5.116	5.187		1
TexasDAILY											
TEXDAILY	TXDAILY-DS	TexasDAILY	06/30/2023	2,715,397.35	2,715,397.35	2,715,397.35	5.350	5.276	5.350		1
Subtotal and Average				2,715,397.35	2,715,397.35	2,715,397.35		5.277	5.350		1
TexPool											
TEXPOOL	TXPOOL-DS	TexPool	06/30/2023	4,914,871.88	4,914,871.88	4,914,871.88	5.320	5.247	5.320		1
Subtotal and Average				4,914,871.88	4,914,871.88	4,914,871.88		5.247	5.320		1
First Public - Lone Star											
LONE STAR	LONESTAR-DS	First Public - Lone Star	06/30/2023	451,779.84	451,779.84	451,779.84	5.320	5.247	5.320		1
Subtotal and Average				451,779.84	451,779.84	451,779.84		5.247	5.320		1
Total Investments and Average				10,713,880.30	10,713,880.30	10,713,880.30		5.222	5.295		1

Fund OP - General Operating
Investments by Fund
September 30, 2023

CUSIP	Investment #	Issuer	Purchase Date	Book Value	Par Value	Market Value	Current Rate	YTM 360	YTM 365	Maturity Date	Days To Maturity
Texas CLASS											
TEXAS CLASS	TXCLASS-GEN	Texas CLASS	06/30/2023	10,128,900.49	10,128,900.49	10,128,900.49	5.187	5.115	5.186		1
Subtotal and Average				10,128,900.49	10,128,900.49	10,128,900.49		5.116	5.187		1
TexasDAILY											
TEXDAILY	TXDAILY-GEN	TexasDAILY	06/30/2023	20,074,870.82	20,074,870.82	20,074,870.82	5.350	5.276	5.350		1
Subtotal and Average				20,074,870.82	20,074,870.82	20,074,870.82		5.277	5.350		1
TexPool											
TEXPOOL	TXPOOL-GEN	TexPool	06/30/2023	1,992,484.67	1,992,484.67	1,992,484.67	5.320	5.247	5.320		1
Subtotal and Average				1,992,484.67	1,992,484.67	1,992,484.67		5.247	5.320		1
First Public - Lone Star											
LONE STAR	LONESTAR-GEN	First Public - Lone Star	06/30/2023	62,979,047.81	62,979,047.81	62,979,047.81	5.320	5.247	5.320		1
Subtotal and Average				62,979,047.81	62,979,047.81	62,979,047.81		5.247	5.320		1
Bank Deposits											
PNC BANK	PNC-GEN	PNC Bank	06/30/2023	6,116,435.32	6,116,435.32	6,116,435.32					1
Subtotal and Average				6,116,435.32	6,116,435.32	6,116,435.32		0.000	0.000		1
TexSTAR											
TEXSTAR	TXSTAR-GEN	TexSTAR	06/30/2023	3,315,934.93	3,315,934.93	3,315,934.93	5.311	5.237	5.310		1
Subtotal and Average				3,315,934.93	3,315,934.93	3,315,934.93		5.238	5.310		1
Total Investments and Average				104,607,674.04	104,607,674.04	104,607,674.04		4.933	5.001		1

Fund PAYROLL - Payroll Account
Investments by Fund
September 30, 2023

CUSIP	Investment #	Issuer	Purchase Date	Book Value	Par Value	Market Value	Current Rate	YTM 360	YTM 365	Maturity Date	Days To Maturity
Bank Deposits											
PNC BANK	PNC-PAYROLL	PNC Bank	06/30/2023	1,936,362.46	1,936,362.46	1,936,362.46					1
Subtotal and Average				1,936,362.46	1,936,362.46	1,936,362.46		0.000	0.000		1
Total Investments and Average				1,936,362.46	1,936,362.46	1,936,362.46		0.000	0.000		1

Fund REPLACEMENT - Replacement Cycle Account
Investments by Fund
September 30, 2023

CUSIP	Investment #	Issuer	Purchase Date	Book Value	Par Value	Market Value	Current Rate	YTM 360	YTM 365	Maturity Date	Days To Maturity
TexPool											
TEXPOOL	TXPOOL-REPLA	TexPool	06/30/2023	2,850,738.80	2,850,738.80	2,850,738.80	5.320	5.247	5.320		1
Subtotal and Average				2,850,738.80	2,850,738.80	2,850,738.80		5.247	5.320		1
Total Investments and Average				2,850,738.80	2,850,738.80	2,850,738.80		5.247	5.320		1

Fund WORKERSCOMP - Worker's Compensation Account
Investments by Fund
September 30, 2023

CUSIP	Investment #	Issuer	Purchase Date	Book Value	Par Value	Market Value	Current Rate	YTM 360	YTM 365	Maturity Date	Days To Maturity
TexPool											
TEXPOOL	TXPOOL-WORK	TexPool	06/30/2023	316,340.49	316,340.49	316,340.49	5.320	5.247	5.320		1
Subtotal and Average				316,340.49	316,340.49	316,340.49		5.247	5.320		1
Total Investments and Average				316,340.49	316,340.49	316,340.49		5.247	5.320		1

Denton ISD Cash Reconciliation Report For the Period July 1, 2023 - September 30, 2023

Trans. Date	Investment #	Fund	Trans. Type	Security ID	Par Value	Security Description	Maturity Date	Purchases	Interest	Redemptions	Cash
08/30/2023	24-0001	2023BP	Purchase	53127TBU6	15,525,000.00	LIBERT 15.5M 5.60% Mat.	02/28/2024	-15,085,470.00	0.00	0.00	-15,085,470.00
08/30/2023	24-0003	2023BP	Purchase	63307LD16	17,710,000.00	NATION 17.7M 5.61% Mat.	04/01/2024	-17,116,641.21	0.00	0.00	-17,116,641.21
08/30/2023	24-0006	2023BP	Purchase	62479LA47	14,340,000.00	MUFGBK 14.3M 5.55% Mat.	01/04/2024	-14,059,234.75	0.00	0.00	-14,059,234.75
08/30/2023	24-0007	2023BP	Purchase	89119AHF8	19,345,000.00	TORONT 19.3M 5.55% Mat.	08/15/2024	-18,298,193.69	0.00	0.00	-18,298,193.69
08/30/2023	24-0008	2023BP	Purchase	86564XZF4	10,940,000.00	SUMI 10.9M 5.55% Mat. 12/15/2023	12/15/2023	-10,759,535.58	0.00	0.00	-10,759,535.58
08/30/2023	24-0009	2023BP	Purchase	8923A1YE5	5,000,000.00	TOYOTA 5.0M 5.47% Mat.	11/14/2023	-4,942,261.11	0.00	0.00	-4,942,261.11
08/30/2023	24-0011	2023BP	Purchase	39014JYD6	3,000,000.00	GREATB 3.0M 5.49% Mat.	11/13/2023	-2,965,687.50	0.00	0.00	-2,965,687.50
08/30/2023	24-0012	2023BP	Purchase	63307MY86	250,000.00	NATION 0.3M 5.49% Mat.	11/08/2023	-247,331.25	0.00	0.00	-247,331.25
08/31/2023	24-0002	2023BP	Purchase	9612C0EW5	17,500,000.00	WESTPC 17.5M 5.58% Mat.	05/30/2024	-16,759,487.50	0.00	0.00	-16,759,487.50
08/31/2023	24-0004	2023BP	Purchase	3130AWLZ1	26,195,000.00	FHLB 26.2M 4.75% Mat. 06/12/2026	06/12/2026	-26,250,114.28	-176,270.52	0.00	-26,426,384.80
08/31/2023	24-0005	2023BP	Purchase	55609EEF1	20,000,000.00	MACQ 20.0M 5.73% Mat.	05/15/2024	-19,178,700.00	0.00	0.00	-19,178,700.00
08/31/2023	24-0010	2023BP	Purchase	55609EBF4	15,250,000.00	MACQ 15.3M 5.64% Mat.	02/15/2024	-14,848,620.00	0.00	0.00	-14,848,620.00
08/31/2023	24-0013	2023BP	Purchase	3133EPUD5	42,565,000.00	FFCB 42.6M 4.75% Mat. 05/28/2026	05/28/2026	-42,630,190.85	-16,848.65	0.00	-42,647,039.50
08/31/2023	24-0015	2023BP	Purchase	3133EPUD5	4,505,000.00	FFCB 4.5M 4.75% Mat. 05/28/2026	05/28/2026	-4,512,613.45	-1,783.23	0.00	-4,514,396.68
08/31/2023	24-0016	2023BP	Purchase	3130S2UW4	7,815,000.00	FHLB 7.8M 2.88% Mat. 09/13/2024	09/13/2024	-7,618,999.80	-104,851.25	0.00	-7,723,851.05
08/31/2023	24-0017	2023BP	Purchase	3130ATND5	1,740,000.00	FHLB 1.7M 4.38% Mat. 09/13/2024	09/13/2024	-1,722,252.00	-35,525.00	0.00	-1,757,777.00
08/31/2023	24-0018	2023BP	Purchase	3130ATVD6	3,410,000.00	FHLB 3.4M 4.88% Mat. 09/13/2024	09/13/2024	-3,392,165.70	-77,577.50	0.00	-3,469,743.20
08/31/2023	24-0021	2023BP	Purchase	30601VE31	20,000,000.00	FAIRWY 20.0M 0.00% Mat.	05/03/2024	-19,234,666.67	0.00	0.00	-19,234,666.67
09/01/2023	24-0019	2023BP	Purchase	3130AWLY4	5,250,000.00	FHLB 5.3M 5.13% Mat. 06/13/2025	06/13/2025	-5,257,935.85	-38,117.19	0.00	-5,296,053.04
09/01/2023	24-0020	2023BP	Purchase	3130AWS92	2,215,000.00	FHLB 2.2M 4.88% Mat. 09/12/2025	09/12/2025	-2,212,398.57	-8,998.44	0.00	-2,221,397.01
09/01/2023	24-0022	2023BP	Purchase	3134GWZG4	10,000,000.00	FMCC C 10.0M 0.60% Mat.	10/20/2025	-9,122,500.00	-21,833.33	0.00	-9,144,333.33
09/05/2023	24-0014	2023BP	Purchase	31422X6T4	15,000,000.00	FAMC 15.0M 4.88% Mat.	09/05/2025	-14,979,300.00	0.00	0.00	-14,979,300.00
09/05/2023	24-0024	2023BP	Purchase	91282CFW6	18,450,000.00	USTR 18.5M 4.50% Mat. 11/15/2025	11/15/2025	-18,328,201.17	-254,940.90	0.00	-18,583,142.07
09/05/2023	24-0025	2023BP	Purchase	91282CGE5	18,100,000.00	USTR 18.1M 3.88% Mat.	01/15/2026	-17,745,777.33	-99,107.34	0.00	-17,844,884.67
09/05/2023	24-0026	2023BP	Purchase	91282CGL9	20,350,000.00	USTR 20.4M 4.00% Mat.	02/15/2026	-20,012,158.20	-46,451.09	0.00	-20,058,609.29
09/05/2023	24-0027	2023BP	Purchase	91282CGR6	19,650,000.00	USTR 19.7M 4.63% Mat.	03/15/2026	-19,615,458.98	-429,710.26	0.00	-20,045,169.24
09/05/2023	24-0028	2023BP	Purchase	91282CFP1	7,250,000.00	USTR 7.3M 4.25% Mat. 10/15/2025	10/15/2025	-7,164,472.66	-120,387.64	0.00	-7,284,860.30
09/05/2023	24-0029	2023BP	Purchase	91282CEQ0	60,400,000.00	USTR 60.4M 2.75% Mat.	05/15/2025	-58,212,859.38	-510,035.33	0.00	-58,722,894.71
09/05/2023	24-0030	2023BP	Purchase	91282CEH0	16,400,000.00	USTR 16.4M 2.63% Mat.	04/15/2025	-15,792,046.88	-168,200.82	0.00	-15,960,247.70
09/05/2023	24-0031	2023BP	Purchase	912828J27	15,800,000.00	USTR 15.8M 2.00% Mat.	02/15/2025	-15,120,476.56	-18,032.61	0.00	-15,138,509.17
09/05/2023	24-0032	2023BP	Purchase	91282CGN5	15,000,000.00	USTR 15.0M 4.63% Mat.	02/28/2025	-14,895,703.13	-9,529.53	0.00	-14,905,232.66
09/05/2023	24-0033	2023BP	Purchase	91282CGV7	18,300,000.00	USTR 18.3M 3.75% Mat.	04/15/2026	-17,886,105.47	-268,125.00	0.00	-18,154,230.47
09/05/2023	24-0034	2023BP	Purchase	91282CGD7	19,750,000.00	USTR 19.8M 4.25% Mat.	12/31/2024	-19,511,611.33	-152,820.99	0.00	-19,664,432.32
09/05/2023	24-0035	2023BP	Purchase	91282CFX4	18,875,000.00	USTR 18.9M 4.50% Mat. 11/30/2024	11/30/2024	-18,706,894.53	-225,107.58	0.00	-18,932,002.11
09/05/2023	24-0036	2023BP	Purchase	91282CGA3	16,400,000.00	USTR 16.4M 4.00% Mat.	12/15/2025	-16,126,453.13	-146,972.68	0.00	-16,273,425.81
09/05/2023	24-0037	2023BP	Purchase	912828K74	20,200,000.00	USTR 20.2M 2.00% Mat.	08/15/2025	-19,128,453.13	-23,054.35	0.00	-19,151,507.48
09/05/2023	24-0038	2023BP	Purchase	91282CEY3	19,500,000.00	USTR 19.5M 3.00% Mat.	07/15/2025	-18,838,828.13	-82,663.04	0.00	-18,921,491.17
09/05/2023	24-0039	2023BP	Purchase	91282CEU1	45,500,000.00	USTR 45.5M 2.88% Mat.	06/15/2025	-43,896,835.94	-293,077.19	0.00	-44,189,913.13
09/05/2023	24-0040	2023BP	Purchase	912828G38	14,500,000.00	USTR 14.5M 2.25% Mat. 11/15/2024	11/15/2024	-13,997,031.25	-100,180.03	0.00	-14,097,211.28
09/06/2023	24-0042	2023BP	Purchase	9612C0F61	17,500,000.00	WESTPC 17.5M 5.57% Mat.	06/06/2024	-16,758,106.94	0.00	0.00	-16,758,106.94
09/06/2023	24-0043	2023BP	Purchase	13608AG18	17,500,000.00	CANIMP 17.5M 5.58% Mat.	07/01/2024	-16,688,962.50	0.00	0.00	-16,688,962.50
09/06/2023	24-0044	2023BP	Purchase	06369LJ48	2,000,000.00	BKMONT 2.0M 5.60% Mat.	09/04/2024	-1,886,755.56	0.00	0.00	-1,886,755.56

Denton ISD
Cash Reconciliation Report
For the Period July 1, 2023 - September 30, 2023

Trans. Date	Investment #	Fund	Trans. Type	Security ID	Par Value	Security Description	Maturity Date	Purchases	Interest	Redemptions	Cash
09/07/2023	24-0023	2023BP	Purchase	3133EPVK8	9,895,000.00	FFCB 9.9M 5.25% Mat. 10/02/2024	10/02/2024	-9,883,718.41	0.00	0.00	-9,883,718.41
09/07/2023	24-0041	2023BP	Purchase	0018A2F35	17,000,000.00	AUSTNZ 17.0M 5.65% Mat.	06/03/2024	-16,279,625.00	0.00	0.00	-16,279,625.00
09/13/2023	24-0016	2023BP	Interest	3130S2UW4	7,815,000.00	FHLB 7.8M 2.88% Mat. 09/13/2024	09/13/2024	0.00	112,340.63	0.00	112,340.63
09/13/2023	24-0017	2023BP	Interest	3130ATND5	1,740,000.00	FHLB 1.7M 4.38% Mat. 09/13/2024	09/13/2024	0.00	38,062.50	0.00	38,062.50
09/13/2023	24-0018	2023BP	Interest	3130ATVD6	3,410,000.00	FHLB 3.4M 4.88% Mat. 09/13/2024	09/13/2024	0.00	83,118.75	0.00	83,118.75
09/14/2023	24-0045	2023BP	Purchase	3130AWGR5	14,075,000.00	FHLB 14.1M 4.38% Mat. 06/12/2026	06/12/2026	-13,893,376.20	-141,971.79	0.00	-14,035,347.99
09/15/2023	24-0027	2023BP	Interest	91282CGR6	19,650,000.00	USTR 19.7M 4.63% Mat.	03/15/2026	0.00	454,406.25	0.00	454,406.25
Subtotal								-701,564,211.57	-2,884,245.15	0.00	-704,448,456.72
Total								-701,564,211.57	-2,884,245.15	0.00	-704,448,456.72

Denton ISD Purchases Report Sorted by Fund - Fund July 1, 2023 - September 30, 2023

CUSIP	Investment #	Fund	Sec. Type	Issuer	Original Par Value	Purchase Date Payment Periods	Principal Purchased	Accrued Interest at Purchase	Rate at Purchase	Maturity Date	YTM	Ending Book Value
2023 Capital Projects												
TEXDAILY	TXDAILY-2023	2023BP	LA3	DAILY	172,747,500.00	08/01/202308/31 - Monthly	172,747,500.00		5.150		5.150	68,557,173.84
LONE STAR	LONESTAR-23	2023BP	LA5	LONEST	172,747,500.00	08/01/202308/31 - Monthly	172,747,500.00		5.300		5.300	68,551,932.13
TEXAS CLASS	TXCLASS-2023	2023BP	LA2	TXCLAS	172,747,500.00	08/01/202308/31 - Monthly	172,747,500.00		5.001		5.001	30,857,598.56
TEXAS FIT	TXFIT-2023	2023BP	PA4	TXFIT	172,747,500.00	08/01/202308/31 - Monthly	172,747,500.00		5.180		5.180	30,878,003.36
TEXPOOL	TXPOOL-2023	2023BP	LA4	TXPOOL	172,747,500.00	08/01/202308/31 - Monthly	172,747,500.00		5.120		5.120	29,097,000.37
TEXSTAR	TXSTAR-2023	2023BP	PA3	TXSTAR	172,747,500.00	08/01/202308/31 - Monthly	172,747,500.00		5.115		5.115	68,551,486.44
31846V567	USBank-MMF	2023BP	RR5	FGZXX	562,500,000.00	08/29/2023 / - Monthly	562,500,000.00		5.210		5.210	731,186.85
39014JYD6	24-0011	2023BP	ACP	GREATB	3,000,000.00	08/30/2023 11/13 - At Maturity	2,965,687.50		5.490	11/13/2023	5.554	2,980,327.50
53127TBU6	24-0001	2023BP	ACP	LIBERT	15,525,000.00	08/30/2023 02/28 - At Maturity	15,085,470.00		5.600	02/28/2024	5.763	15,162,750.00
62479LA47	24-0006	2023BP	ACP	MUFGBK	14,340,000.00	08/30/2023 01/04 - At Maturity	14,059,234.75		5.550	01/04/2024	5.661	14,129,978.75
63307LD16	24-0003	2023BP	ACP	NATION	17,710,000.00	08/30/2023 04/01 - At Maturity	17,116,641.21		5.610	04/01/2024	5.881	17,204,955.08
63307MY86	24-0012	2023BP	ACP	NATION	250,000.00	08/30/2023 11/08 - At Maturity	247,331.25		5.490	11/08/2023	5.549	248,551.25
86564XZF4	24-0008	2023BP	ACP	SUMI	10,940,000.00	08/30/2023 12/15 - At Maturity	10,759,535.58		5.550	12/15/2023	5.643	10,813,506.25
89119AHF8	24-0007	2023BP	ACP	TORONT	19,345,000.00	08/30/2023 08/15 - At Maturity	18,298,193.69		5.550	08/15/2024	5.870	18,393,629.02
8923A1YE5	24-0009	2023BP	ACP	TOYOTA	5,000,000.00	08/30/2023 11/14 - At Maturity	4,942,261.11		5.470	11/14/2023	5.534	4,966,572.22
30601VE31	24-0021	2023BP	ACP	FAIRWY	20,000,000.00	08/31/2023 05/03 - At Maturity	19,234,666.67			05/03/2024	5.874	19,331,111.11
3133EPUD5	24-0013	2023BP	MC1	FFCB	42,565,000.00	08/31/2023 11/28 - 05/28	42,630,190.85	16,848.65	4.750	05/28/2026	4.692	42,628,209.37
3133EPUD5	24-0015	2023BP	MC1	FFCB	4,505,000.00	08/31/2023 11/28 - 05/28	4,512,613.45	1,783.23	4.750	05/28/2026	4.686	4,512,382.04
3130AWLZ1	24-0004	2023BP	MC1	FHLB	26,195,000.00	08/31/2023 12/12 - 06/12	26,250,114.28	176,270.52	4.750	06/12/2026	4.668	26,248,462.50
3130S2UW4	24-0016	2023BP	MC1	FHLB	7,815,000.00	08/31/2023 09/13 - 03/13	7,618,999.80	Received	2.875	09/13/2024	5.402	7,634,806.27
3130ATND5	24-0017	2023BP	MC1	FHLB	1,740,000.00	08/31/2023 09/13 - 03/13	1,722,252.00	Received	4.375	09/13/2024	5.401	1,723,683.29
3130ATVD6	24-0018	2023BP	MC1	FHLB	3,410,000.00	08/31/2023 09/13 - 03/13	3,392,165.70	Received	4.875	09/13/2024	5.400	3,393,603.95
55609EEF1	24-0005	2023BP	ACP	MACQ	20,000,000.00	08/31/2023 05/15 - At Maturity	19,178,700.00		5.730	05/15/2024	6.024	19,277,383.33
55609EBF4	24-0010	2023BP	ACP	MACQ	15,250,000.00	08/31/2023 02/15 - At Maturity	14,848,620.00		5.640	02/15/2024	5.792	14,922,684.17
9612C0EW5	24-0002	2023BP	ACP	WESTPC	17,500,000.00	08/31/2023 05/30 - At Maturity	16,759,487.50		5.580	05/30/2024	5.870	16,843,575.00
3130AWLY4	24-0019	2023BP	MC1	FHLB	5,250,000.00	09/01/2023 12/13 - 06/13	5,257,935.85	38,117.19	5.125	06/13/2025	5.034	5,257,565.02
3130AWS92	24-0020	2023BP	MC1	FHLB	2,215,000.00	09/01/2023 03/12 - 09/12	2,212,398.57	8,998.44	4.875	09/12/2025	4.930	2,212,505.33
3134GWZG4	24-0022	2023BP	FAC	FMCC C	10,000,000.00	09/01/2023 10/20 - 04/20	9,122,500.00	21,833.33	0.600	10/20/2025	4.981	9,156,732.77
31422X6T4	24-0014	2023BP	MC1	FAMC	15,000,000.00	09/05/2023 03/05 - 09/05	14,979,300.00		4.875	09/05/2025	4.948	14,980,047.50
91282CFW6	24-0024	2023BP	TRC	USTR	18,450,000.00	09/05/2023 11/15 - 05/15	18,328,201.17	254,940.90	4.500	11/15/2025	4.818	18,332,149.76
91282CGE5	24-0025	2023BP	TRC	USTR	18,100,000.00	09/05/2023 01/15 - 07/15	17,745,777.33	99,107.34	3.875	01/15/2026	4.760	17,756,449.16
91282CGL9	24-0026	2023BP	TRC	USTR	20,350,000.00	09/05/2023 02/15 - 08/15	20,012,158.20	46,451.09	4.000	02/15/2026	4.727	20,021,983.58
91282CGR6	24-0027	2023BP	TRC	USTR	19,650,000.00	09/05/2023 09/15 - 03/15	19,615,458.98	Received	4.625	03/15/2026	4.699	19,616,433.02
91282CFP1	24-0028	2023BP	TRC	USTR	7,250,000.00	09/05/2023 10/15 - 04/15	7,164,472.66	120,387.64	4.250	10/15/2025	4.843	7,167,356.85

Received = Accrued Interest at Purchase was received by report ending date.

Denton ISD
Purchases Report
July 1, 2023 - September 30, 2023

CUSIP	Investment #	Fund	Sec. Type	Issuer	Original Par Value	Purchase Date	Payment Periods	Principal Purchased	Accrued Interest at Purchase	Rate at Purchase	Maturity Date	YTM	Ending Book Value
2023 Capital Projects													
91282CEQ0	24-0029	2023BP	TRC	USTR	60,400,000.00	09/05/2023	11/15 - 05/15	58,212,859.38	510,035.33	2.750	05/15/2025	5.005	58,304,875.00
91282CEH0	24-0030	2023BP	TRC	USTR	16,400,000.00	09/05/2023	10/15 - 04/15	15,792,046.88	168,200.82	2.625	04/15/2025	5.051	15,818,929.16
912828J27	24-0031	2023BP	TRC	USTR	15,800,000.00	09/05/2023	02/15 - 08/15	15,120,476.56	18,032.61	2.000	02/15/2025	5.129	15,153,874.69
91282CGN5	24-0032	2023BP	TRC	USTR	15,000,000.00	09/05/2023	02/29 - 08/31	14,895,703.13	9,529.53	4.625	02/28/2025	5.116	14,900,706.30
91282CGV7	24-0033	2023BP	TRC	USTR	18,300,000.00	09/05/2023	10/15 - 04/15	17,886,105.47	268,125.00	3.750	04/15/2026	4.679	17,897,397.45
91282CGD7	24-0034	2023BP	TRC	USTR	19,750,000.00	09/05/2023	12/31 - 06/30	19,511,611.33	152,820.99	4.250	12/31/2024	5.204	19,524,443.85
91282CFX4	24-0035	2023BP	TRC	USTR	18,875,000.00	09/05/2023	11/30 - 05/31	18,706,894.53	225,107.58	4.500	11/30/2024	5.248	18,716,564.31
91282CGA3	24-0036	2023BP	TRC	USTR	16,400,000.00	09/05/2023	12/15 - 06/15	16,126,453.13	146,972.68	4.000	12/15/2025	4.779	16,135,001.47
912828K74	24-0037	2023BP	TRC	USTR	20,200,000.00	09/05/2023	02/15 - 08/15	19,128,453.13	23,054.35	2.000	08/15/2025	4.895	19,167,692.87
91282CEY3	24-0038	2023BP	TRC	USTR	19,500,000.00	09/05/2023	01/15 - 07/15	18,838,828.13	82,663.04	3.000	07/15/2025	4.929	18,864,145.46
91282CEU1	24-0039	2023BP	TRC	USTR	45,500,000.00	09/05/2023	12/15 - 06/15	43,896,835.94	293,077.19	2.875	06/15/2025	4.970	43,961,061.31
912828G38	24-0040	2023BP	TRC	USTR	14,500,000.00	09/05/2023	11/15 - 05/15	13,997,031.25	100,180.03	2.250	11/15/2024	5.286	14,026,956.16
06369LJ48	24-0044	2023BP	ACP	BKMONT	2,000,000.00	09/06/2023	09/04 - At Maturity	1,886,755.56		5.600	09/04/2024	5.947	1,894,533.34
13608AG18	24-0043	2023BP	ACP	CANIMP	17,500,000.00	09/06/2023	07/01 - At Maturity	16,688,962.50		5.580	07/01/2024	5.887	16,756,775.00
9612C0F61	24-0042	2023BP	ACP	WESTPC	17,500,000.00	09/06/2023	06/06 - At Maturity	16,758,106.94		5.570	06/06/2024	5.860	16,825,797.91
0018A2F35	24-0041	2023BP	ACP	AUSTNZ	17,000,000.00	09/07/2023	06/03 - At Maturity	16,279,625.00		5.650	06/03/2024	5.945	16,343,658.33
3133EPVK8	24-0023	2023BP	MC1	FFCB	9,895,000.00	09/07/2023	10/02 - 04/02	9,883,718.41		5.250	10/02/2024	5.365	9,884,421.68
3130AWGR5	24-0045	2023BP	MC1	FHLB	14,075,000.00	09/14/2023	12/12 - 06/12	13,893,376.20	141,971.79	4.375	06/12/2026	4.881	13,896,501.31
Subtotal					2,318,935,000.00			2,300,549,211.57	2,924,509.27				1,000,215,111.24
Total Purchases					2,318,935,000.00			2,300,549,211.57	2,924,509.27				1,000,215,111.24



Denton ISD
Interest Earnings
Sorted by Fund - Fund
July 1, 2023 - September 30, 2023
Yield on Beginning Book Value

CUSIP	Investment #	Fund	Security Type	Ending Par Value	Beginning Book Value	Ending Book Value	Maturity Date	Current Rate	Annualized Yield	Adjusted Interest Earnings		
										Interest Earned	Amortization/ Accretion	Adjusted Interest Earnings
Fund: 2007 Bonds - Series 2013												
TEXPOOL	TXPOOL-2007	2007BP-	LA4	22,890.66	22,590.45	22,890.66		5.320	5.272	300.21	0.00	300.21
			Subtotal	22,890.66	22,590.45	22,890.66			5.272	300.21	0.00	300.21
Fund: 2013 Bonds - Series 2014B												
TEXSTAR	TXSTAR-2014B	2013BP-	PA3	126,970.01	126,094.12	126,970.01		5.311	5.235	1,663.69	0.00	1,663.69
			Subtotal	126,970.01	126,094.12	126,970.01			5.235	1,663.69	0.00	1,663.69
Fund: 2013 Bonds - Series 2015A												
TEXSTAR	TXSTAR-2015A	2013BP-	PA3	1,342,469.05	1,594,360.25	1,342,469.05		5.311	4.559	18,322.80	0.00	18,322.80
			Subtotal	1,342,469.05	1,594,360.25	1,342,469.05			4.559	18,322.80	0.00	18,322.80
Fund: 2018 Bonds - Series 2018												
TEXAS CLASS	TXCLASS-2018	2018BP	LA2	22,853,302.89	25,764,460.28	22,853,302.89		5.187	4.931	320,212.32	0.00	320,212.32
			Subtotal	22,853,302.89	25,764,460.28	22,853,302.89			4.931	320,212.32	0.00	320,212.32
Fund: 2020 Bonds - Series 2020												
TEXPOOL	TXPOOL-2020	2020BP	LA4	8,094,407.83	11,910,697.72	8,094,407.83		5.320	4.270	128,200.49	0.00	128,200.49
TEXDAILY	TXDAILY-2020	2020BP	LA3	44,667,925.01	50,935,246.95	44,667,925.01		5.350	4.683	601,242.24	0.00	601,242.24
TEXAS CLASS	TXCLASS-2020	2020BP	LA2	128,725.66	2,477,686.96	128,725.66		5.187	2.671	16,681.27	0.00	16,681.27
			Subtotal	52,891,058.50	65,323,631.63	52,891,058.50			4.532	746,124.00	0.00	746,124.00
Fund: 2023 Capital Projects												
53127TBU6	24-0001	2023BP	ACP	15,525,000.00	0.00	15,162,750.00	02/28/2024	5.600	5.843	0.00	77,280.00	77,280.00
9612C0EW5	24-0002	2023BP	ACP	17,500,000.00	0.00	16,843,575.00	05/30/2024	5.580	5.907	0.00	84,087.50	84,087.50
63307LD16	24-0003	2023BP	ACP	17,710,000.00	0.00	17,204,955.08	04/01/2024	5.610	5.885	0.00	88,313.87	88,313.87
3130AWLZ1	24-0004	2023BP	MC1	26,195,000.00	0.00	26,248,462.50	06/12/2026	4.750	4.577	103,688.54	-1,651.78	102,036.76
55609EEF1	24-0005	2023BP	ACP	20,000,000.00	0.00	19,277,383.33	05/15/2024	5.730	6.058	0.00	98,683.33	98,683.33
62479LA47	24-0006	2023BP	ACP	14,340,000.00	0.00	14,129,978.75	01/04/2024	5.550	5.739	0.00	70,744.00	70,744.00
89119AHF8	24-0007	2023BP	ACP	19,345,000.00	0.00	18,393,629.02	08/15/2024	5.550	5.949	0.00	95,435.33	95,435.33
86564XZF4	24-0008	2023BP	ACP	10,940,000.00	0.00	10,813,506.25	12/15/2023	5.550	5.721	0.00	53,970.67	53,970.67
8923A1YE5	24-0009	2023BP	ACP	5,000,000.00	0.00	4,966,572.22	11/14/2023	5.470	5.611	0.00	24,311.11	24,311.11

Denton ISD
Interest Earnings
July 1, 2023 - September 30, 2023

CUSIP	Investment #	Fund	Security Type	Ending Par Value	Beginning Book Value	Ending Book Value	Maturity Date	Current Rate	Annualized Yield	Adjusted Interest Earnings		
										Interest Earned	Amortization/ Accretion	Adjusted Interest Earnings
Fund: 2023 Capital Projects												
55609EBF4	24-0010	2023BP	ACP	15,250,000.00	0.00	14,922,684.17	02/15/2024	5.640	5.873	0.00	74,064.17	74,064.17
39014JYD6	24-0011	2023BP	ACP	3,000,000.00	0.00	2,980,327.50	11/13/2023	5.490	5.631	0.00	14,640.00	14,640.00
63307MY86	24-0012	2023BP	ACP	250,000.00	0.00	248,551.25	11/08/2023	5.490	5.626	0.00	1,220.00	1,220.00
3133EPUD5	24-0013	2023BP	MC1	42,565,000.00	0.00	42,628,209.37	05/28/2026	4.750	4.599	168,486.45	-1,981.48	166,504.97
31422X6T4	24-0014	2023BP	MC1	15,000,000.00	0.00	14,980,047.50	09/05/2025	4.875	5.020	52,812.50	747.50	53,560.00
3133EPUD5	24-0015	2023BP	MC1	4,505,000.00	0.00	4,512,382.04	05/28/2026	4.750	4.592	17,832.29	-231.41	17,600.88
3130S2UW4	24-0016	2023BP	MC1	7,815,000.00	0.00	7,634,806.27	09/13/2024	2.875	5.336	18,723.44	15,806.47	34,529.91
3130ATND5	24-0017	2023BP	MC1	1,740,000.00	0.00	1,723,683.29	09/13/2024	4.375	5.315	6,343.75	1,431.29	7,775.04
3130ATVD6	24-0018	2023BP	MC1	3,410,000.00	0.00	3,393,603.95	09/13/2024	4.875	5.308	13,853.13	1,438.25	15,291.38
3130AWLY4	24-0019	2023BP	MC1	5,250,000.00	0.00	5,257,565.02	06/13/2025	5.125	5.103	22,421.87	-370.83	22,051.04
3130AWS92	24-0020	2023BP	MC1	2,215,000.00	0.00	2,212,505.33	09/12/2025	4.875	5.007	8,998.43	106.76	9,105.19
30601VE31	24-0021	2023BP	ACP	20,000,000.00	0.00	19,331,111.11	05/03/2024		5.904	0.00	96,444.44	96,444.44
3134GWZG4	24-0022	2023BP	FAC	10,000,000.00	0.00	9,156,732.77	10/20/2025	0.600	5.232	5,000.00	34,232.77	39,232.77
3133EPVK8	24-0023	2023BP	MC1	9,895,000.00	0.00	9,884,421.68	10/02/2024	5.250	5.437	34,632.50	703.27	35,335.77
91282CFW6	24-0024	2023BP	TRC	18,450,000.00	0.00	18,332,149.76	11/15/2025	4.500	4.795	58,658.96	3,948.59	62,607.55
91282CGE5	24-0025	2023BP	TRC	18,100,000.00	0.00	17,756,449.16	01/15/2026	3.875	4.764	49,553.67	10,671.83	60,225.50
91282CGL9	24-0026	2023BP	TRC	20,350,000.00	0.00	20,021,983.58	02/15/2026	4.000	4.724	57,510.87	9,825.38	67,336.25
91282CGR6	24-0027	2023BP	TRC	19,650,000.00	0.00	19,616,433.02	03/15/2026	4.625	4.696	64,643.79	974.04	65,617.83
91282CFP1	24-0028	2023BP	TRC	7,250,000.00	0.00	7,167,356.85	10/15/2025	4.250	4.854	21,888.66	2,884.19	24,772.85
91282CEQ0	24-0029	2023BP	TRC	60,400,000.00	0.00	58,304,875.00	05/15/2025	2.750	5.049	117,353.26	92,015.62	209,368.88
91282CEH0	24-0030	2023BP	TRC	16,400,000.00	0.00	15,818,929.16	04/15/2025	2.625	5.108	30,581.97	26,882.28	57,464.25
912828J27	24-0031	2023BP	TRC	15,800,000.00	0.00	15,153,874.69	02/15/2025	2.000	5.174	22,326.09	33,398.13	55,724.22
91282CGN5	24-0032	2023BP	TRC	15,000,000.00	0.00	14,900,706.30	02/28/2025	4.625	5.142	49,553.57	5,003.17	54,556.74
91282CGV7	24-0033	2023BP	TRC	18,300,000.00	0.00	17,897,397.45	04/15/2026	3.750	4.713	48,750.00	11,291.98	60,041.98
91282CGD7	24-0034	2023BP	TRC	19,750,000.00	0.00	19,524,443.85	12/31/2024	4.250	5.190	59,303.67	12,832.52	72,136.19
91282CFX4	24-0035	2023BP	TRC	18,875,000.00	0.00	18,716,564.31	11/30/2024	4.500	5.254	60,338.12	9,669.78	70,007.90
91282CGA3	24-0036	2023BP	TRC	16,400,000.00	0.00	16,135,001.47	12/15/2025	4.000	4.801	46,601.09	8,548.34	55,149.43
912828K74	24-0037	2023BP	TRC	20,200,000.00	0.00	19,167,692.87	08/15/2025	2.000	4.975	28,543.48	39,239.74	67,783.22
91282CEY3	24-0038	2023BP	TRC	19,500,000.00	0.00	18,864,145.46	07/15/2025	3.000	4.967	41,331.53	25,317.33	66,648.86
91282CEU1	24-0039	2023BP	TRC	45,500,000.00	0.00	43,961,061.31	06/15/2025	2.875	5.026	92,926.91	64,225.37	157,152.28
912828G38	24-0040	2023BP	TRC	14,500,000.00	0.00	14,026,956.16	11/15/2024	2.250	5.313	23,050.27	29,924.91	52,975.18
LONE STAR	LONESTAR-23	2023BP	LA5	68,551,932.13	0.00	68,551,932.13		5.320	2.786	804,432.13	0.00	804,432.13
TEXAS CLASS	TXCLASS-2023	2023BP	LA2	30,857,598.56	0.00	30,857,598.56		5.187	2.113	610,098.56	0.00	610,098.56
TEXDAILY	TXDAILY-2023	2023BP	LA3	68,557,173.84	0.00	68,557,173.84		5.350	2.805	809,673.84	0.00	809,673.84
TEXAS FIT	TXFIT-2023	2023BP	PA4	30,878,003.36	0.00	30,878,003.36		5.430	2.184	630,503.36	0.00	630,503.36
TEXPOOL	TXPOOL-2023	2023BP	LA4	29,097,000.37	0.00	29,097,000.37		5.320	2.057	593,869.85	0.00	593,869.85
TEXSTAR	TXSTAR-2023	2023BP	PA3	68,551,486.44	0.00	68,551,486.44		5.311	2.785	803,986.44	0.00	803,986.44
0018A2F35	24-0041	2023BP	ACP	17,000,000.00	0.00	16,343,658.33	06/03/2024	5.650	5.982	0.00	64,033.33	64,033.33
9612C0F61	24-0042	2023BP	ACP	17,500,000.00	0.00	16,825,797.91	06/06/2024	5.570	5.897	0.00	67,690.97	67,690.97
13608AG18	24-0043	2023BP	ACP	17,500,000.00	0.00	16,756,775.00	07/01/2024	5.580	5.932	0.00	67,812.50	67,812.50

Denton ISD
Interest Earnings
July 1, 2023 - September 30, 2023

CUSIP	Investment #	Fund	Security Type	Ending Par Value	Beginning Book Value	Ending Book Value	Maturity Date	Current Rate	Annualized Yield	Adjusted Interest Earnings		
										Interest Earned	Amortization/ Accretion	Adjusted Interest Earnings
Fund: 2023 Capital Projects												
06369LJ48	24-0044	2023BP	ACP	2,000,000.00	0.00	1,894,533.34	09/04/2024	5.600	6.019	0.00	7,777.78	7,777.78
3130AWGR5	24-0045	2023BP	MC1	14,075,000.00	0.00	13,896,501.31	06/12/2026	4.375	4.977	29,078.56	3,125.11	32,203.67
31846V567	USBank-MMF	2023BP	RR5	731,186.85	0.00	731,186.85		5.220	0.353	179,723.40	0.00	179,723.40
			Subtotal	1,017,174,381.55	0.00	1,000,215,111.24			2.603	5,787,074.95	1,426,518.12	7,213,593.07
Fund: Child Nutrition Account												
TEXPOOL	TXPOOL-CHILD	CHILDNUTRLA4		3,825,690.53	3,775,515.49	3,825,690.53		5.320	5.272	50,175.04	0.00	50,175.04
PNC BANK	PNC-CHILD	CHILDNUTRPA2		274,375.19	346,491.97	274,375.19			1.939	1,693.47	0.00	1,693.47
			Subtotal	4,100,065.72	4,122,007.46	4,100,065.72			4.992	51,868.51	0.00	51,868.51
Fund: Debt Service												
TEXPOOL	TXPOOL-DS	DS	LA4	4,914,871.88	4,854,717.03	4,914,871.88		5.320	5.274	64,539.87	0.00	64,539.87
LONE STAR	LONESTAR-DS	DS	LA5	451,779.84	77,404,249.10	451,779.84		5.320	2.488	485,491.16	0.00	485,491.16
TEXDAILY	TXDAILY-DS	DS	LA3	2,715,397.35	2,679,608.03	2,715,397.35		5.350	5.299	35,789.32	0.00	35,789.32
TEXAS CLASS	TXCLASS-DS	DS	LA2	2,631,831.23	2,598,098.10	2,631,831.23		5.187	5.151	33,733.13	0.00	33,733.13
			Subtotal	10,713,880.30	87,536,672.26	10,713,880.30			2.808	619,553.48	0.00	619,553.48
Fund: General Operating												
TEXPOOL	TXPOOL-GEN	OP	LA4	1,992,484.67	1,943,815.37	1,992,484.67		5.320	5.304	25,988.05	0.00	25,988.05
LONE STAR	LONESTAR-GEN	OP	LA5	62,979,047.81	109,200,997.56	62,979,047.81		5.320	3.660	1,007,277.32	0.00	1,007,277.32
TEXSTAR	TXSTAR-GEN	OP	PA3	3,315,934.93	3,272,524.10	3,315,934.93		5.311	5.263	43,410.83	0.00	43,410.83
TEXDAILY	TXDAILY-GEN	OP	LA3	20,074,870.82	19,810,281.16	20,074,870.82		5.350	5.299	264,589.66	0.00	264,589.66
TEXAS CLASS	TXCLASS-GEN	OP	LA2	10,128,900.49	8,664,690.49	10,128,900.49		5.187	5.432	118,631.61	0.00	118,631.61
PNC BANK	PNC-GEN	OP	PA2	6,116,435.32	4,341,938.99	6,116,435.32			1.523	16,670.40	0.00	16,670.40
			Subtotal	104,607,674.04	147,234,247.67	104,607,674.04			3.979	1,476,567.87	0.00	1,476,567.87
Fund: Payroll Account												
PNC BANK	PNC-PAYROLL	PAYROLL	PA2	1,936,362.46	4,704,846.90	1,936,362.46			0.961	11,391.44	0.00	11,391.44
			Subtotal	1,936,362.46	4,704,846.90	1,936,362.46			0.961	11,391.44	0.00	11,391.44
Fund: Replacement Cycle Account												
TEXPOOL	TXPOOL-REPLA	REPLACEM	LA4	2,850,738.80	2,813,350.51	2,850,738.80		5.320	5.273	37,388.29	0.00	37,388.29
			Subtotal	2,850,738.80	2,813,350.51	2,850,738.80			5.273	37,388.29	0.00	37,388.29
Fund: Worker's Compensation Account												
TEXPOOL	TXPOOL-WORK	WORKERSCLA4		316,340.49	312,191.63	316,340.49		5.320	5.272	4,148.86	0.00	4,148.86
			Subtotal	316,340.49	312,191.63	316,340.49			5.272	4,148.86	0.00	4,148.86

**Denton ISD
Interest Earnings
July 1, 2023 - September 30, 2023**

CUSIP	Investment #	Fund	Security Type	Ending Par Value	Beginning Book Value	Ending Book Value	Maturity Date	Current Rate	Annualized Yield	Adjusted Interest Earnings		
										Interest Earned	Amortization/ Accretion	Adjusted Interest Earnings
			Total	1,218,936,134.47	339,554,453.16	1,201,976,864.16			2.895	9,074,616.42	1,426,518.12	10,501,134.54

Denton ISD Amortization Schedule July 1, 2023 - September 30, 2023 Sorted By Fund - Fund

Investment #	Maturity Date	Beginning Par Value			Amounts Amortized					
Issuer	Fund	Amort. Date	Current Rate	Purchase Principal	Original Premium or Discount	Ending Book Value	And Unamortized As of 07/01/2023	Amount Amortized This Period	Amt Amortized Through 09/30/2023	Amount Unamortized Through 09/30/2023
2023 Capital Projects										
24-0041	2023BP	06/03/2024	17,000,000.00	16,279,625.00	-720,375.00	16,343,658.33	0.00	64,033.33	64,033.33	-656,341.67
Australia & New Zealand BK			5.650				-720,375.00			
24-0044	2023BP	09/04/2024	2,000,000.00	1,886,755.56	-113,244.44	1,894,533.34	0.00	7,777.78	7,777.78	-105,466.66
Bank of Montreal			5.600				-113,244.44			
24-0043	2023BP	07/01/2024	17,500,000.00	16,688,962.50	-811,037.50	16,756,775.00	0.00	67,812.50	67,812.50	-743,225.00
Canadian Imperial Bank			5.580				-811,037.50			
24-0021	2023BP	05/03/2024	20,000,000.00	19,234,666.67	-765,333.33	19,331,111.11	0.00	96,444.44	96,444.44	-668,888.89
Fairway Fin. Corp.							-765,333.33			
24-0014	2023BP	09/05/2025	15,000,000.00	14,979,300.00	-20,700.00	14,980,047.50	0.00	747.50	747.50	-19,952.50
Federal Agricultural Mtg Corp			4.875				-20,700.00			
24-0013	2023BP	05/28/2026	42,565,000.00	42,630,190.85	65,190.85	42,628,209.37	0.00	-1,981.48	-1,981.48	63,209.37
Federal Farm Credit Bank			4.750				65,190.85			
24-0015	2023BP	05/28/2026	4,505,000.00	4,512,613.45	7,613.45	4,512,382.04	0.00	-231.41	-231.41	7,382.04
Federal Farm Credit Bank			4.750				7,613.45			
24-0023	2023BP	10/02/2024	9,895,000.00	9,883,718.41	-11,281.59	9,884,421.68	0.00	703.27	703.27	-10,578.32
Federal Farm Credit Bank			5.250				-11,281.59			
24-0004	2023BP	06/12/2026	26,195,000.00	26,250,114.28	55,114.28	26,248,462.50	0.00	-1,651.78	-1,651.78	53,462.50
Federal Home Loan Bank			4.750				55,114.28			
24-0016	2023BP	09/13/2024	7,815,000.00	7,618,999.80	-196,000.20	7,634,806.27	0.00	15,806.47	15,806.47	-180,193.73
Federal Home Loan Bank			2.875				-196,000.20			
24-0017	2023BP	09/13/2024	1,740,000.00	1,722,252.00	-17,748.00	1,723,683.29	0.00	1,431.29	1,431.29	-16,316.71
Federal Home Loan Bank			4.375				-17,748.00			
24-0018	2023BP	09/13/2024	3,410,000.00	3,392,165.70	-17,834.30	3,393,603.95	0.00	1,438.25	1,438.25	-16,396.05
Federal Home Loan Bank			4.875				-17,834.30			
24-0019	2023BP	06/13/2025	5,250,000.00	5,257,935.85	7,935.85	5,257,565.02	0.00	-370.83	-370.83	7,565.02
Federal Home Loan Bank			5.125				7,935.85			
24-0020	2023BP	09/12/2025	2,215,000.00	2,212,398.57	-2,601.43	2,212,505.33	0.00	106.76	106.76	-2,494.67
Federal Home Loan Bank			4.875				-2,601.43			
24-0045	2023BP	06/12/2026	14,075,000.00	13,893,376.20	-181,623.80	13,896,501.31	0.00	3,125.11	3,125.11	-178,498.69
Federal Home Loan Bank			4.375				-181,623.80			
24-0022	2023BP	10/20/2025	10,000,000.00	9,122,500.00	-877,500.00	9,156,732.77	0.00	34,232.77	34,232.77	-843,267.23
FMCC Call Note			0.600				-877,500.00			
24-0011	2023BP	11/13/2023	3,000,000.00	2,965,687.50	-34,312.50	2,980,327.50	0.00	14,640.00	14,640.00	-19,672.50
Great Bear Funding DAC			5.490				-34,312.50			
24-0001	2023BP	02/28/2024	15,525,000.00	15,085,470.00	-439,530.00	15,162,750.00	0.00	77,280.00	77,280.00	-362,250.00
Liberty Street Funding LLC			5.600				-439,530.00			

Denton ISD
Amortization Schedule
July 1, 2023 - September 30, 2023

Investment #		Maturity Date	Beginning Par Value				Amounts Amortized			
Issuer	Fund	Amort. Date	Current Rate	Purchase Principal	Original Premium or Discount	Ending Book Value	And Unamortized As of 07/01/2023	Amount Amortized This Period	Amt Amortized Through 09/30/2023	Amount Unamortized Through 09/30/2023
2023 Capital Projects										
24-0005	2023BP	05/15/2024	20,000,000.00	19,178,700.00	-821,300.00	19,277,383.33	0.00	98,683.33	98,683.33	-722,616.67
	MacQuarie Intl. Fin. Ltd.		5.730				-821,300.00			
24-0010	2023BP	02/15/2024	15,250,000.00	14,848,620.00	-401,380.00	14,922,684.17	0.00	74,064.17	74,064.17	-327,315.83
	MacQuarie Intl. Fin. Ltd.		5.640				-401,380.00			
24-0006	2023BP	01/04/2024	14,340,000.00	14,059,234.75	-280,765.25	14,129,978.75	0.00	70,744.00	70,744.00	-210,021.25
	MUFG Bank Ltd.		5.550				-280,765.25			
24-0003	2023BP	04/01/2024	17,710,000.00	17,116,641.21	-593,358.79	17,204,955.08	0.00	88,313.87	88,313.87	-505,044.92
	National Bank CDA NY		5.610				-593,358.79			
24-0012	2023BP	11/08/2023	250,000.00	247,331.25	-2,668.75	248,551.25	0.00	1,220.00	1,220.00	-1,448.75
	National Bank CDA NY		5.490				-2,668.75			
24-0008	2023BP	12/15/2023	10,940,000.00	10,759,535.58	-180,464.42	10,813,506.25	0.00	53,970.67	53,970.67	-126,493.75
	Sumitomo Mitsui Trust Holdings		5.550				-180,464.42			
24-0007	2023BP	08/15/2024	19,345,000.00	18,298,193.69	-1,046,806.31	18,393,629.02	0.00	95,435.33	95,435.33	-951,370.98
	Toronto Dominion Bank		5.550				-1,046,806.31			
24-0009	2023BP	11/14/2023	5,000,000.00	4,942,261.11	-57,738.89	4,966,572.22	0.00	24,311.11	24,311.11	-33,427.78
	Toyota Cr De Puerto Corp.		5.470				-57,738.89			
24-0024	2023BP	11/15/2025	18,450,000.00	18,328,201.17	-121,798.83	18,332,149.76	0.00	3,948.59	3,948.59	-117,850.24
	U.S. Treasury		4.500				-121,798.83			
24-0025	2023BP	01/15/2026	18,100,000.00	17,745,777.33	-354,222.67	17,756,449.16	0.00	10,671.83	10,671.83	-343,550.84
	U.S. Treasury		3.875				-354,222.67			
24-0026	2023BP	02/15/2026	20,350,000.00	20,012,158.20	-337,841.80	20,021,983.58	0.00	9,825.38	9,825.38	-328,016.42
	U.S. Treasury		4.000				-337,841.80			
24-0027	2023BP	03/15/2026	19,650,000.00	19,615,458.98	-34,541.02	19,616,433.02	0.00	974.04	974.04	-33,566.98
	U.S. Treasury		4.625				-34,541.02			
24-0028	2023BP	10/15/2025	7,250,000.00	7,164,472.66	-85,527.34	7,167,356.85	0.00	2,884.19	2,884.19	-82,643.15
	U.S. Treasury		4.250				-85,527.34			
24-0029	2023BP	05/15/2025	60,400,000.00	58,212,859.38	-2,187,140.62	58,304,875.00	0.00	92,015.62	92,015.62	-2,095,125.00
	U.S. Treasury		2.750				-2,187,140.62			
24-0030	2023BP	04/15/2025	16,400,000.00	15,792,046.88	-607,953.12	15,818,929.16	0.00	26,882.28	26,882.28	-581,070.84
	U.S. Treasury		2.625				-607,953.12			
24-0031	2023BP	02/15/2025	15,800,000.00	15,120,476.56	-679,523.44	15,153,874.69	0.00	33,398.13	33,398.13	-646,125.31
	U.S. Treasury		2.000				-679,523.44			
24-0032	2023BP	02/28/2025	15,000,000.00	14,895,703.13	-104,296.87	14,900,706.30	0.00	5,003.17	5,003.17	-99,293.70
	U.S. Treasury		4.625				-104,296.87			
24-0033	2023BP	04/15/2026	18,300,000.00	17,886,105.47	-413,894.53	17,897,397.45	0.00	11,291.98	11,291.98	-402,602.55
	U.S. Treasury		3.750				-413,894.53			
24-0034	2023BP	12/31/2024	19,750,000.00	19,511,611.33	-238,388.67	19,524,443.85	0.00	12,832.52	12,832.52	-225,556.15
	U.S. Treasury		4.250				-238,388.67			
24-0035	2023BP	11/30/2024	18,875,000.00	18,706,894.53	-168,105.47	18,716,564.31	0.00	9,669.78	9,669.78	-158,435.69
	U.S. Treasury		4.500				-168,105.47			
24-0036	2023BP	12/15/2025	16,400,000.00	16,126,453.13	-273,546.87	16,135,001.47	0.00	8,548.34	8,548.34	-264,998.53
	U.S. Treasury		4.000				-273,546.87			

Data Updated: SET_MTH: 11/08/2023 13:57

Run Date: 11/08/2023 - 13:57

Portfolio DENT

NL! AP

AS (PRF_ASW) 7.2.1

Report Ver. 7.3.6.1

Denton ISD
Amortization Schedule
July 1, 2023 - September 30, 2023

Investment #		Maturity Date	Beginning Par Value				Amounts Amortized			
Issuer	Fund	Amort. Date	Current Rate	Purchase Principal	Original Premium or Discount	Ending Book Value	And Unamortized As of 07/01/2023	Amount Amortized This Period	Amt Amortized Through 09/30/2023	Amount Unamortized Through 09/30/2023
2023 Capital Projects										
24-0037	2023BP	08/15/2025	20,200,000.00	19,128,453.13	-1,071,546.87	19,167,692.87	0.00	39,239.74	39,239.74	-1,032,307.13
U.S. Treasury			2.000				-1,071,546.87			
24-0038	2023BP	07/15/2025	19,500,000.00	18,838,828.13	-661,171.87	18,864,145.46	0.00	25,317.33	25,317.33	-635,854.54
U.S. Treasury			3.000				-661,171.87			
24-0039	2023BP	06/15/2025	45,500,000.00	43,896,835.94	-1,603,164.06	43,961,061.31	0.00	64,225.37	64,225.37	-1,538,938.69
U.S. Treasury			2.875				-1,603,164.06			
24-0040	2023BP	11/15/2024	14,500,000.00	13,997,031.25	-502,968.75	14,026,956.16	0.00	29,924.91	29,924.91	-473,043.84
U.S. Treasury			2.250				-502,968.75			
24-0002	2023BP	05/30/2024	17,500,000.00	16,759,487.50	-740,512.50	16,843,575.00	0.00	84,087.50	84,087.50	-656,425.00
Westpac Banking Corp.			5.580				-740,512.50			
24-0042	2023BP	06/06/2024	17,500,000.00	16,758,106.94	-741,893.06	16,825,797.91	0.00	67,690.97	67,690.97	-674,202.09
Westpac Banking Corp.			5.570				-741,893.06			
Subtotal				701,564,211.57	-18,385,788.43	702,990,729.69	0.00	1,426,518.12	1,426,518.12	-16,959,270.31
							-18,385,788.43			
Total				701,564,211.57	-18,385,788.43	702,990,729.69	0.00	1,426,518.12	1,426,518.12	-16,959,270.31
							-18,385,788.43			



Denton ISD Projected Cashflow Report Sorted by Fund For the Period October 1, 2023 - April 30, 2024

Projected Trans. Date	Investment #	Fund	Security ID	Transaction Type	Issuer	Par Value	Original Cost	Principal	Interest	Total
2023 Capital Projects										
10/02/2023	24-0023	2023BP	3133EPVK8	Interest	Federal Farm Credit Bank	0.00	0.00	0.00	36,075.52	36,075.52
10/15/2023	24-0028	2023BP	91282CFP1	Interest	U.S. Treasury	0.00	0.00	0.00	154,062.50	154,062.50
10/15/2023	24-0030	2023BP	91282CEH0	Interest	U.S. Treasury	0.00	0.00	0.00	215,250.00	215,250.00
10/15/2023	24-0033	2023BP	91282CGV7	Interest	U.S. Treasury	0.00	0.00	0.00	343,125.00	343,125.00
10/20/2023	24-0022	2023BP	3134GWZG4	Interest	FMCC Call Note	0.00	0.00	0.00	30,000.00	30,000.00
10/20/2023	24-0022	2023BP	3134GWZG4	Call	FMCC Call Note	10,000,000.00	9,122,500.00	10,000,000.00	0.00	10,000,000.00
11/08/2023	24-0012	2023BP	63307MY86	Maturity	National Bank CDA NY	250,000.00	247,331.25	250,000.00	0.00	250,000.00
11/13/2023	24-0011	2023BP	39014JYD6	Maturity	Great Bear Funding DAC	3,000,000.00	2,965,687.50	3,000,000.00	0.00	3,000,000.00
11/14/2023	24-0009	2023BP	8923A1YE5	Maturity	Toyota Cr De Puerto Corp.	5,000,000.00	4,942,261.11	5,000,000.00	0.00	5,000,000.00
11/15/2023	24-0024	2023BP	91282CFW6	Interest	U.S. Treasury	0.00	0.00	0.00	415,125.00	415,125.00
11/15/2023	24-0029	2023BP	91282CEQ0	Interest	U.S. Treasury	0.00	0.00	0.00	830,500.00	830,500.00
11/15/2023	24-0040	2023BP	912828G38	Interest	U.S. Treasury	0.00	0.00	0.00	163,125.00	163,125.00
11/28/2023	24-0013	2023BP	3133EPUD5	Interest	Federal Farm Credit Bank	0.00	0.00	0.00	505,459.38	505,459.38
11/28/2023	24-0015	2023BP	3133EPUD5	Interest	Federal Farm Credit Bank	0.00	0.00	0.00	53,496.88	53,496.88
11/30/2023	24-0035	2023BP	91282CFX4	Interest	U.S. Treasury	0.00	0.00	0.00	424,687.50	424,687.50
12/12/2023	24-0004	2023BP	3130AWLZ1	Interest	Federal Home Loan Bank	0.00	0.00	0.00	525,355.28	525,355.28
12/12/2023	24-0045	2023BP	3130AWGR5	Interest	Federal Home Loan Bank	0.00	0.00	0.00	292,496.09	292,496.09
12/13/2023	24-0019	2023BP	3130AWLY4	Interest	Federal Home Loan Bank	0.00	0.00	0.00	114,351.56	114,351.56
12/15/2023	24-0008	2023BP	86564XZF4	Maturity	Sumitomo Mitsui Trust Holdings	10,940,000.00	10,759,535.58	10,940,000.00	0.00	10,940,000.00
12/15/2023	24-0036	2023BP	91282CGA3	Interest	U.S. Treasury	0.00	0.00	0.00	328,000.00	328,000.00
12/15/2023	24-0039	2023BP	91282CEU1	Interest	U.S. Treasury	0.00	0.00	0.00	654,062.50	654,062.50
12/31/2023	24-0034	2023BP	91282CGD7	Interest	U.S. Treasury	0.00	0.00	0.00	419,687.50	419,687.50
01/04/2024	24-0006	2023BP	62479LA47	Maturity	MUFG Bank Ltd.	14,340,000.00	14,059,234.75	14,340,000.00	0.00	14,340,000.00
01/15/2024	24-0025	2023BP	91282CGE5	Interest	U.S. Treasury	0.00	0.00	0.00	350,687.50	350,687.50
01/15/2024	24-0038	2023BP	91282CEY3	Interest	U.S. Treasury	0.00	0.00	0.00	292,500.00	292,500.00
02/15/2024	24-0010	2023BP	55609EBF4	Maturity	MacQuarie Intl. Fin. Ltd.	15,250,000.00	14,848,620.00	15,250,000.00	0.00	15,250,000.00
02/15/2024	24-0026	2023BP	91282CGL9	Interest	U.S. Treasury	0.00	0.00	0.00	407,000.00	407,000.00
02/15/2024	24-0031	2023BP	912828J27	Interest	U.S. Treasury	0.00	0.00	0.00	158,000.00	158,000.00
02/15/2024	24-0037	2023BP	912828K74	Interest	U.S. Treasury	0.00	0.00	0.00	202,000.00	202,000.00
02/28/2024	24-0001	2023BP	53127TBU6	Maturity	Liberty Street Funding LLC	15,525,000.00	15,085,470.00	15,525,000.00	0.00	15,525,000.00
02/29/2024	24-0032	2023BP	91282CGN5	Interest	U.S. Treasury	0.00	0.00	0.00	346,875.00	346,875.00
03/05/2024	24-0014	2023BP	31422X6T4	Interest	Federal Agricultural Mtg Corp	0.00	0.00	0.00	365,625.00	365,625.00
03/12/2024	24-0020	2023BP	3130AWS92	Interest	Federal Home Loan Bank	0.00	0.00	0.00	66,288.49	66,288.49
03/13/2024	24-0016	2023BP	3130S2UW4	Interest	Federal Home Loan Bank	0.00	0.00	0.00	112,340.63	112,340.63

Portfolio DENT

AP

PC (PRF_PC) 7.2.0
Report Ver. 7.3.6.1

Denton ISD
Projected Cashflow Report
For the Period October 1, 2023 - April 30, 2024

Projected Trans. Date	Investment #	Fund	Security ID	Transaction Type	Issuer	Par Value	Original Cost	Principal	Interest	Total
2023 Capital Projects										
03/13/2024	24-0017	2023BP	3130ATND5	Interest	Federal Home Loan Bank	0.00	0.00	0.00	38,062.50	38,062.50
03/13/2024	24-0018	2023BP	3130ATVD6	Interest	Federal Home Loan Bank	0.00	0.00	0.00	83,118.75	83,118.75
03/15/2024	24-0027	2023BP	91282CGR6	Interest	U.S. Treasury	0.00	0.00	0.00	454,406.25	454,406.25
04/01/2024	24-0003	2023BP	63307LD16	Maturity	National Bank CDA NY	17,710,000.00	17,116,641.21	17,710,000.00	0.00	17,710,000.00
04/02/2024	24-0023	2023BP	3133EPVK8	Interest	Federal Farm Credit Bank	0.00	0.00	0.00	259,743.75	259,743.75
04/15/2024	24-0028	2023BP	91282CFP1	Interest	U.S. Treasury	0.00	0.00	0.00	154,062.50	154,062.50
04/15/2024	24-0030	2023BP	91282CEH0	Interest	U.S. Treasury	0.00	0.00	0.00	215,250.00	215,250.00
04/15/2024	24-0033	2023BP	91282CGV7	Interest	U.S. Treasury	0.00	0.00	0.00	343,125.00	343,125.00
04/20/2024	24-0022	2023BP	3134GWZG4	Interest	FMCC Call Note	0.00	0.00	0.00	30,000.00	30,000.00
Total for 2023 Capital Projects						92,015,000.00	89,147,281.40	92,015,000.00	9,383,945.08	101,398,945.08
GRAND TOTALS:						92,015,000.00	89,147,281.40	92,015,000.00	9,383,945.08	101,398,945.08

Meeder Public Funds, Inc., is a registered investment adviser with the Securities and Exchange Commission (SEC) under the Investment Advisers Act of 1940. Registration with the SEC does not imply a certain level of skill or training. The opinions expressed in this presentation are those of Meeder Public Funds, Inc. The material presented has been derived from sources considered to be reliable, but the accuracy and completeness cannot be guaranteed.

Meeder provides monthly statements for its investment management clients to provide information about the investment portfolio. The information should not be used for audit or confirmation purposes. Please review your custodial statements and report any inaccuracies or discrepancies.

Certain information and data have been supplied by unaffiliated third parties. Although Meeder believes the information is reliable, it cannot warrant the accuracy of information offered by third parties. Market value may reflect prices received from pricing vendors when current market quotations are not available. Prices may not reflect firm bids or offers and may differ from the value at which the security can be sold.

Statements may include positions from unmanaged accounts provided for reporting purposes. Unmanaged accounts are managed directly by the client and are not included in the accounts managed by the investment adviser. This information is provided as a client convenience and the investment adviser assumes no responsibility for performance of these accounts or the accuracy of the data reported.

Investing involves risk. Past performance is no guarantee of future results. Debt and fixed income securities are subject to credit and interest rate risk. The investment return and principal value of an investment will fluctuate so that an investors shares, when redeemed, may be worth more or less than their original cost. Current performance may be lower or higher than the performance data quoted.

Investment advisory services are provided through Meeder Public Funds, Inc. Please contact us if you would like to receive a copy of our current ADV disclosure brochure or privacy policy.

Meeder Public Funds

Barton Oaks Plaza I
901 S. MoPac Expy
Suite 300
Austin, Texas
78746

866.633.3371