

**BOARD OF TRUSTEES  
AGENDA**

<input type="checkbox"/> Workshop	<input checked="" type="checkbox"/> Regular	<input type="checkbox"/> Special
-----------------------------------	---	----------------------------------

- (A)  Report Only  Recognition

Presenter(s): ISMAEL MIJARES, DEPUTY SUPERINTENDENT FOR BUSINESS & FINANCE

Briefly describe the subject of the report or recognition presentation.

REVIEW INVESTMENT OFFICER'S ANNUAL REPORT OF INVESTMENT TRANSACTIONS FOR ALL FUNDS FOR THE QUARTER ENDED AUGUST 31, 2021.

- (B)  Action Item

Presenter(s):

Briefly describe the action required.

- (C) Funding source: Identify the source of funds if any are required.

- (D) Clarification: Explain any question or issues that might be raised regarding this item.

THE ANNUAL INVESTMENT REPORT IS BEING PREPARED IN ACCORDANCE WITH BOARD POLICY CDA (LOCAL).



# EAGLE PASS INDEPENDENT SCHOOL DISTRICT

**TO:** Samuel Mijares, Superintendent  
**FROM:** Ismael Mijares  
Deputy Superintendent for Business & Finance-Investment Officer  
**DATE:** September 23, 2021  
**SUBJECT:** ***ANNUAL INVESTMENT REPORT***

Attached is the District's Annual Investment Report in accordance with Board Policy CDA (Local). The Report includes statements for the period ending August 31, 2021. The following is a summary of the amounts invested in various accounts.

## **LONESTAR INVESTMENT POOL - CORPORATE OVERNIGHT PLUS FUND**

ELEMENTARY FUND	175,775.28
GENERAL FUND	44,076,104.10
INTEREST & SINKING FUND	1,050,952.36
MAINTENANCE TAX NOTES SERIES 2019	0.15
<b>TOTAL:</b>	<b><u>\$45,302,831.89</u></b>

The grand total of the District's investments on August 31, 2021 was \$45,302,831.89  
The market value of these investments as of August 31, 2021 was \$45,306,222.53

The following yields earned on the District's investments should indicate the performance of the investments by comparing them to other indices.

<b><u>INVESTMENTS</u></b>	<b><u>AVERAGE 12-MONTH YIELD</u></b>	
	<b><u>2019-20</u></b>	<b><u>2020-21</u></b>
FIRST PUBLIC—LONE STAR INVESTMENT POOL - GOVERNMENT OVERNIGHT FUND	1.08%	0.04%
FIRST PUBLIC—LONE STAR INVESTMENT POOL - CORPORATE OVERNIGHT PLUS FUND	1.42%	0.14%

**OTHER INDICES**

<b><u>LONESTAR'S SOURCE</u></b>	<b><u>INDEX</u></b>	<b><u>RETURN</u></b>	
		<b><u>2019-20</u></b>	<b><u>2020-21</u></b>
STANDISH	30-DAY U.S. TREASURY BILL	0.89%	0.04%
STANDISH	90-DAY U.S. TREASURY BILL	0.89%	0.05%
STANDISH	6-MONTH U.S. TREASURY BILL	0.90%	0.07%
STANDISH	FEDERAL FUNDS	0.93%	0.08%

We will continue investing in the *First Public—Lone Star Investment Pool* for the 2021-22 school year.

**Eagle Pass Independent School District**  
**Schedule of Investments and Market Values**  
August 31, 2021

**LONESTAR INVESTMENT POOL - CORPORATE OVERNIGHT PLUS FUND:**

Account	Investments 8/31/2020	12 mth. Avg. Annual Yield	Market Values 8/31/2020	Investments 8/31/2021	12 mth. Avg. Annual Yield	Market Values 8/31/2021
Elementary Fund	404,236.79	1.43%	404,328.10	175,775.28	0.14%	175,788.44
General Fund	37,952,407.27	1.43%	37,960,980.00	44,076,104.10	0.14%	44,079,402.92
Interest & Sinking Fund	744,704.40	1.43%	744,872.61	1,050,952.36	0.14%	1,051,031.02
Maintenance Tax Notes Series 2019	538,290.26	1.43%	538,411.85	0.15	0.14%	0.15
<b>TOTAL OF INVESTMENTS</b>	<b><u>\$39,639,638.72</u></b>	1.43%	<b><u>\$39,648,592.56</u></b>	<b><u>\$45,302,831.89</u></b>	0.14%	<b><u>\$45,306,222.53</u></b>

**OTHER YIELD AVERAGES:**

	8/31/2020**	11/30/2020*	2/28/2021*	5/31/2021*	8/31/2021**
Lonestar Investment Pool-Corporate Overnight Plus Fund	1.43%	0.20%	0.15%	0.12%	0.14%
Wall Street Journal 91-Day US Treasury Bill	0.89%	0.10%	0.07%	0.02%	0.06%
Wall Street Journal 6-Month US Treasury Bill	0.89%	0.11%	0.08%	0.04%	0.07%
Cash in bank accounts	0.41%	0.19%	0.12%	0.04%	0.09%

\* 3-Month Average  
\*\* 12-Month Average

**NOTE:**

**Cash in bank accounts as of 08/31/21--\$9,984,685.26:** Food Service Fund \$1,072,447.92; General Operating Fund \$8,890,747.64; AND I&S Fund \$21,489.70  
**Federal Deposit Insurance Corporation and Market Value of Pledged Amount:** \$250,000 + \$12,000,000 = **\$12,250,000.**

**EAGLE PASS INDEPENDENT SCHOOL DISTRICT**  
**Schedule of Investments and Interest Earned**  
**For Quarter Ending August 31, 2021**

**Quarterly: 06/01/2021 - 08/31/2021**

Fund	Fund Code	Account Type	Investments	Interest Earned	Investments	Interest Earned
			Account Balance as of 08/31/2020	06/01/2020 to 8/31/2021	Account Balance as of 08/31/2021	06/01/2021 to 8/31/2021
Elementary Fund	865	Corporate Overnight Plus Fund	404,236.79	475.94	175,775.28	84.62
General Fund	199	Corporate Overnight Plus Fund	37,952,407.27	52,625.97	44,076,104.10	12,060.39
Interest & Sinking Fund	518	Corporate Overnight Plus Fund	744,704.40	3,912.67	1,050,952.36	771.22
Maintenance Tax Notes Series 2019	177	Corporate Overnight Plus Fund	538,290.26	1,810.86	0.15	9.43
		Total Invested/Interest Earned	<u>39,639,638.72</u>	<u>58,825.44</u>	<u>45,302,831.89</u>	<u>12,925.66</u>

**Year to Date: 09/01/2020 - 08/31/2021**

Fund	Fund Code	Account Type	Investments	Interest Earned	Investments	Interest Earned
			Account Balance as of 08/31/2020	09/01/2019 to 8/31/2020	Account Balance as of 08/31/2021	09/01/2020 to 8/31/2021
Elementary Fund	865	Corporate Overnight Plus Fund	404,236.79	5,811.07	175,775.28	549.63
General Fund	199	Corporate Overnight Plus Fund	37,952,407.27	643,547.55	44,076,104.10	63,045.54
Interest & Sinking Fund	518	Corporate Overnight Plus Fund	744,704.40	32,266.28	1,050,952.36	3,143.96
Maintenance Tax Notes Series 2019	177	Corporate Overnight Plus Fund	538,290.26	48,445.75	0.15	595.88
		Total Invested/Interest Earned	<u>39,639,638.72</u>	<u>730,070.65</u>	<u>45,302,831.89</u>	<u>67,335.01</u>

**EAGLE PASS INDEPENDENT SCHOOL DISTRICT**  
**As of August 31, 2021**  
**Cash in Bank Accounts**

<b>Food Service Fund</b>		1,072,447.92
<b>General Fund</b>		
Tax Collections-Escrow Account	535,002.74	
Designated Purpose Fund	1,478,629.93	
Tax Collections-Credit Card/ACH Payments	32,159.53	
Payroll Fund	366,968.15	
Disbursement Fund	699,575.72	
Elementary Fund	241,306.93	
Eagle Pass ISD	4,000,000.00	
Health Insurance Fund	1,535,421.86	
General Operating Fund	1,682.78	8,890,747.64
<b>I &amp; S Fund-Bond Series</b>		21,489.70
	<b>Total</b>	<b>9,984,685.26</b>

* <b>Federal Deposit Insurance Corporation</b>	250,000.00
** <b>Pledged Amount (LOC)</b>	12,000,000.00
<b>TOTAL</b>	<b>12,250,000.00</b>
<b>Amount Over/(Under) Pledged</b>	<b>2,265,314.74</b>

\* Federal Deposit Insurance Corporation (FDIC) amount provided by the U.S. government as collateral to insure deposits.  
 \*\* Irrevocable Letter of Credit (ILOC) amount provided by Compass Bank as collateral to protect deposits as required by the Public Funds Investment Act. The ILOC issued by Compass Bank is held independently by the Federal Home Loan Bank of Atlanta and the school district is the only entity that is entitled to draw funds against it should the bank fail.

<b>Checking Account Interest Rates</b>				
<b>3-Month Avg</b>	<b>3-Month Avg</b>	<b>3-Month Avg</b>	<b>3-Month Avg</b>	<b>12-Mo. Average</b>
<b>Sep 20-Nov 20</b>	<b>Dec 20-Feb 21</b>	<b>Mar 21-May 21</b>	<b>Jun 21-Aug 21</b>	
0.19%	0.12%	0.04%	0.01%	0.09%

<b>CD Interest Rates 12-Month Average</b>		
<b>3-Month</b>	<b>6-Month</b>	<b>9-Month</b>
0.01%	0.01%	0.01%

BBVA Compass will evaluate each CD rate solicitation upon request.

\* rates as of May 31, 2021

BBVA COMPASS  
EAGLE PASS INDEPENDENT SCHOOL DISTRICT  
DEPOSITORY CONTRACT  
LIMITS

PLEGGED AMOUNT:

FDIC	\$	<b>250,000.00</b>
SECURITIES: Book Value		-
Market Value		-
Letter of credit (LOC)	\$	<b>12,000,000.00</b>

Total Collateral \$ 12,250,000.00

**BANK ACCOUNT BALANCES AS OF: August 31, 2021**

Eagle Pass ISD	3003202299	4,000,000.00	
Designated Purpose Fund	3001202264	1,478,629.93	
Disbursement Fund	3003202248	699,575.72	
Elementary Fund	3003202272	241,306.93	
Tax Collections-Escrow Account	0110400402	535,002.74	
Food Service Fund	3001202280	1,072,447.92	
General Operating Fund	3003603125	1,682.78	
Health Insurance Fund	2517032800	1,535,421.86	
I&S Fund	3003202307	21,489.70	
Payroll Fund	3003202221	366,968.15	
Tax Collections-Credit Card/ACH	3003018664	32,159.53	
Certificates of Deposit		\$	-
Total Checking Account Balances			\$ 9,984,685.26
Amount Over/(Under) Pledged			<b>\$ 2,265,314.74</b>

**BBVA COMPASS  
EAGLE PASS INDEPENDENT SCHOOL DISTRICT  
DEPOSITORY CONTRACT  
LIMITS**

**PLEGDED AMOUNT:**

FDIC	<b>\$ 250,000.00</b>
SECURITIES: Book Value	-
Market Value	-
Letter of credit (LOC)	<b>\$ 10,000,000.00</b>

Total Collateral	<b>\$ 10,250,000.00</b>
------------------	-------------------------

**BANK ACCOUNT BALANCES AS OF: August 31, 2020**

Eagle Pass ISD	3003202299	-	
Designated Purpose Fund	3001202264	7,228.33	
Disbursement Fund	3003202248	3,538,621.68	
Elementary Fund	3003202272	47,396.09	
Tax Collections-Escrow Account	0110400402	528,409.79	
Food Service Fund	3001202280	4,879.31	
General Operating Fund	3003603125	61,330.17	
Health Insurance Fund	2517032800	2,888,446.95	
I&S Fund	3003202307	48,888.85	
Payroll Fund	3003202221	1,276,859.37	
Tax Collections-Credit Card/ACH	3003018664	339.34	
Certificates of Deposit		\$ -	
Total Checking Account Balances			<b>\$ 8,402,399.88</b>
Amount Over/(Under) Pledged			<b>\$ 1,847,600.12</b>



Participant #: 159901

**Lone Star™** 2021 4th Quarter  
Investment Pool **Quarterly Statement**

Statement Period: 06/01/2021 to 08/31/2021

Ismael Mijares  
Eagle Pass ISD  
587 Madison St  
Eagle Pass, Texas 78852



**Summary of Portfolio Holdings**

Account	Fund	Number of Shares	Price Per Share	Account Book Value (USD)	Account Market Value (USD)	% Port.
<i>Elementary Fund</i>	Corporate Overnight Plus Fund	175,775.28	1.00	175,775.28	175,788.44	0.39%
<b>Totals:</b>				<b>175,775.28</b>	<b>175,788.44</b>	

Account	Fund	Number of Shares	Price Per Share	Account Book Value (USD)	Account Market Value (USD)	% Port.
<i>General Fund</i>	Corporate Overnight Plus Fund	44,076,104.10	1.00	44,076,104.10	44,079,402.92	97.29%
<b>Totals:</b>				<b>44,076,104.10</b>	<b>44,079,402.92</b>	

Account	Fund	Number of Shares	Price Per Share	Account Book Value (USD)	Account Market Value (USD)	% Port.
<i>Interest &amp; Sinking Fund</i>	Corporate Overnight Plus Fund	1,050,952.36	1.00	1,050,952.36	1,051,031.02	2.32%
<b>Totals:</b>				<b>1,050,952.36</b>	<b>1,051,031.02</b>	

Account	Fund	Number of Shares	Price Per Share	Account Book Value (USD)	Account Market Value (USD)	% Port.
<i>Maintenance Tax Note Series 2019 Proceeds</i>	Corporate Overnight Plus Fund	0.15	1.00	0.15	0.15	0.00%
<b>Totals:</b>				<b>0.15</b>	<b>0.15</b>	

**Totals**

Fund	Number of Shares	Price Per Share	Fund Balance (USD)	% Port.
Corporate Overnight Fund	0.00	1.00	0.00	0.00 %
Government Overnight Fund	0.00	1.00	0.00	0.00 %
Corporate Overnight Plus Fund	45,302,831.89	1.00	45,302,831.89	100.00 %
<b>Total Value:</b>			<b>45,302,831.89</b>	<b>100.00 %</b>

**Portfolio Transactions**

**Elementary Fund - Corporate Overnight Plus Fund**

Settle Date	Trade Type	Share Balance	Number of Shares	Price/Share	Amount (USD)
06/01/2021	Starting Balance	397,183.87			397,183.87
06/22/2021	Transfer Out	397,145.79	-38.08	1.00	-38.08
06/29/2021	Transfer Out	396,370.33	-775.46	1.00	-775.46
06/30/2021	Interest	396,402.58	32.25	1.00	32.25
07/30/2021	Interest	396,433.68	31.10	1.00	31.10
08/03/2021	Transfer Out	396,401.43	-32.25	1.00	-32.25
08/03/2021	Transfer Out	396,370.33	-31.10	1.00	-31.10
08/04/2021	Transfer Out	396,037.33	-333.00	1.00	-333.00
08/13/2021	Transfer Out	395,754.01	-283.32	1.00	-283.32
08/18/2021	Withdrawal	175,754.01	-220,000.00	1.00	-220,000.00
08/31/2021	Interest	175,775.28	21.27	1.00	21.27
08/31/2021	Ending Balance	175,775.28			175,775.28

**General Fund - Corporate Overnight Plus Fund**

Settle Date	Trade Type	Share Balance	Number of Shares	Price/Share	Amount (USD)
06/01/2021	Starting Balance	54,250,548.23			54,250,548.23
06/01/2021	Withdrawal	53,250,548.23	-1,000,000.00	1.00	-1,000,000.00
06/01/2021	Withdrawal	53,173,548.23	-77,000.00	1.00	-77,000.00
06/02/2021	Deposit	53,184,231.56	10,683.33	1.00	10,683.33
06/02/2021	Withdrawal	53,173,880.22	-10,351.34	1.00	-10,351.34
06/02/2021	Withdrawal	53,163,196.89	-10,683.33	1.00	-10,683.33
06/04/2021	Withdrawal	52,663,196.89	-500,000.00	1.00	-500,000.00
06/07/2021	Withdrawal	51,421,307.89	-1,241,889.00	1.00	-1,241,889.00
06/08/2021	Transfer Out	51,341,018.69	-80,289.20	1.00	-80,289.20
06/08/2021	Transfer In	51,384,513.92	43,495.23	1.00	43,495.23
06/08/2021	Transfer In	51,536,933.40	152,419.48	1.00	152,419.48
06/08/2021	Transfer In	51,537,831.62	898.22	1.00	898.22
06/08/2021	Transfer In	51,877,174.77	339,343.15	1.00	339,343.15
06/08/2021	Withdrawal	51,377,174.77	-500,000.00	1.00	-500,000.00
06/10/2021	Withdrawal	48,727,174.77	-2,650,000.00	1.00	-2,650,000.00
06/11/2021	Deposit	48,729,841.44	2,666.67	1.00	2,666.67
06/11/2021	Vendor Payment Texas State Natural Gas, Inc.	48,728,544.98	-1,296.46	1.00	-1,296.46
06/11/2021	Vendor Payment Tristar Risk Management	48,721,366.42	-7,178.56	1.00	-7,178.56
06/14/2021	Deposit	48,798,677.56	77,311.14	1.00	77,311.14
06/14/2021	Withdrawal	48,796,010.89	-2,666.67	1.00	-2,666.67
06/14/2021	Withdrawal	48,718,699.75	-77,311.14	1.00	-77,311.14
06/18/2021	Deposit	49,958,613.64	1,239,913.89	1.00	1,239,913.89
06/18/2021	Deposit	51,093,005.00	1,134,391.36	1.00	1,134,391.36
06/22/2021	Transfer In	51,093,043.08	38.08	1.00	38.08
06/22/2021	Withdrawal	50,593,043.08	-500,000.00	1.00	-500,000.00
06/22/2021	Withdrawal	49,353,129.19	-1,239,913.89	1.00	-1,239,913.89
06/24/2021	Withdrawal	48,218,737.83	-1,134,391.36	1.00	-1,134,391.36
06/24/2021	Withdrawal	46,218,737.83	-2,000,000.00	1.00	-2,000,000.00
06/24/2021	Withdrawal	46,198,152.23	-20,585.60	1.00	-20,585.60
06/25/2021	Deposit	56,721,770.23	10,523,618.00	1.00	10,523,618.00
06/25/2021	Deposit	56,745,800.86	24,030.63	1.00	24,030.63
06/25/2021	Vendor Payment HEB Grocery Company, LP	56,739,419.58	-6,381.28	1.00	-6,381.28
06/29/2021	Transfer In	56,740,195.04	775.46	1.00	775.46
06/30/2021	Withdrawal	55,740,195.04	-1,000,000.00	1.00	-1,000,000.00
06/30/2021	Interest	55,744,389.77	4,194.73	1.00	4,194.73
07/02/2021	Vendor Payment Tristar Risk Management	55,735,617.40	-8,772.37	1.00	-8,772.37

**General Fund - Corporate Overnight Plus Fund (Continued)**

Settle Date	Trade Type	Share Balance	Number of Shares	Price/Share	Amount (USD)
07/07/2021	Withdrawal	55,711,586.77	-24,030.63	1.00	-24,030.63
07/07/2021	Withdrawal	53,711,586.77	-2,000,000.00	1.00	-2,000,000.00
07/08/2021	Withdrawal	52,111,586.77	-1,600,000.00	1.00	-1,600,000.00
07/09/2021	Vendor Payment Texas State Natural Gas, Inc.	52,110,217.26	-1,369.51	1.00	-1,369.51
07/12/2021	Withdrawal	49,410,217.26	-2,700,000.00	1.00	-2,700,000.00
07/13/2021	Vendor Payment Tristar Risk Management	49,406,124.17	-4,093.09	1.00	-4,093.09
07/14/2021	Withdrawal	48,906,124.17	-500,000.00	1.00	-500,000.00
07/16/2021	Deposit	48,999,937.17	93,813.00	1.00	93,813.00
07/16/2021	Deposit	49,125,267.17	125,330.00	1.00	125,330.00
07/16/2021	Deposit	49,929,416.17	804,149.00	1.00	804,149.00
07/16/2021	Deposit	49,963,201.17	33,785.00	1.00	33,785.00
07/16/2021	Deposit	49,966,770.17	3,569.00	1.00	3,569.00
07/16/2021	Deposit	49,973,255.17	6,485.00	1.00	6,485.00
07/19/2021	Deposit	50,543,501.79	570,246.62	1.00	570,246.62
07/20/2021	Deposit	50,807,288.79	263,787.00	1.00	263,787.00
07/20/2021	Deposit	51,805,540.79	998,252.00	1.00	998,252.00
07/20/2021	Deposit	51,899,698.79	94,158.00	1.00	94,158.00
07/20/2021	Deposit	52,150,469.79	250,771.00	1.00	250,771.00
07/20/2021	Deposit	53,091,577.79	941,108.00	1.00	941,108.00
07/21/2021	Withdrawal	52,091,577.79	-1,000,000.00	1.00	-1,000,000.00
07/21/2021	Vendor Payment J P Sanchez	51,865,992.88	-225,584.91	1.00	-225,584.91
07/22/2021	Withdrawal	51,215,992.88	-650,000.00	1.00	-650,000.00
07/23/2021	Deposit	60,376,175.88	9,160,183.00	1.00	9,160,183.00
07/26/2021	Withdrawal	57,828,099.88	-2,548,076.00	1.00	-2,548,076.00
07/27/2021	Deposit	57,848,124.45	20,024.57	1.00	20,024.57
07/27/2021	Withdrawal	57,277,877.83	-570,246.62	1.00	-570,246.62
07/27/2021	Withdrawal	57,259,504.50	-18,373.33	1.00	-18,373.33
07/28/2021	Vendor Payment TASB Risk Management Fund	57,183,133.10	-76,371.40	1.00	-76,371.40
07/29/2021	Vendor Payment HEB Grocery Company, LP	57,169,958.70	-13,174.40	1.00	-13,174.40
07/30/2021	Interest	57,174,193.78	4,235.08	1.00	4,235.08
08/02/2021	Withdrawal	56,673,304.58	-500,889.20	1.00	-500,889.20
08/03/2021	Transfer In	56,673,336.83	32.25	1.00	32.25
08/03/2021	Transfer In	56,673,367.93	31.10	1.00	31.10
08/03/2021	Vendor Payment Tristar Risk Management	56,664,821.79	-8,546.14	1.00	-8,546.14
08/03/2021	Withdrawal	55,597,690.79	-1,067,131.00	1.00	-1,067,131.00
08/04/2021	Transfer In	55,598,023.79	333.00	1.00	333.00
08/04/2021	Withdrawal	55,098,023.79	-500,000.00	1.00	-500,000.00
08/06/2021	Deposit	55,202,674.79	104,651.00	1.00	104,651.00
08/10/2021	Withdrawal	53,202,674.79	-2,000,000.00	1.00	-2,000,000.00
08/10/2021	Withdrawal	53,182,650.22	-20,024.57	1.00	-20,024.57
08/11/2021	Vendor Payment Texas State Natural Gas, Inc.	53,181,265.08	-1,385.14	1.00	-1,385.14
08/11/2021	Vendor Payment Tristar Risk Management	53,172,969.68	-8,295.40	1.00	-8,295.40
08/12/2021	Withdrawal	49,672,969.68	-3,500,000.00	1.00	-3,500,000.00
08/13/2021	Transfer In	49,673,253.00	283.32	1.00	283.32
08/17/2021	Deposit	49,873,253.00	200,000.00	1.00	200,000.00
08/20/2021	Vendor Payment Tristar Risk Management	49,866,919.98	-6,333.02	1.00	-6,333.02
08/23/2021	Deposit	49,872,097.17	5,177.19	1.00	5,177.19

**General Fund - Corporate Overnight Plus Fund (Continued)**

Settle Date	Trade Type	Share Balance	Number of Shares	Price/Share	Amount (USD)
08/23/2021	Withdrawal	49,866,919.98	-5,177.19	1.00	-5,177.19
08/24/2021	Withdrawal	47,866,919.98	-2,000,000.00	1.00	-2,000,000.00
08/25/2021	Deposit	47,894,092.98	27,173.00	1.00	27,173.00
08/25/2021	Deposit	48,433,089.98	538,997.00	1.00	538,997.00
08/25/2021	Deposit	48,905,411.98	472,322.00	1.00	472,322.00
08/25/2021	Deposit	49,206,035.27	300,623.29	1.00	300,623.29
08/25/2021	Transfer Out	48,714,272.64	-491,762.63	1.00	-491,762.63
08/25/2021	Transfer In	49,206,035.27	491,762.63	1.00	491,762.63
08/25/2021	Transfer In	49,208,755.90	2,720.63	1.00	2,720.63
08/25/2021	Transfer In	49,208,765.18	9.28	1.00	9.28
08/25/2021	Withdrawal	49,178,744.84	-30,020.34	1.00	-30,020.34
08/25/2021	Vendor Payment J P Sanchez	48,874,364.84	-304,380.00	1.00	-304,380.00
08/25/2021	Withdrawal	48,573,741.55	-300,623.29	1.00	-300,623.29
08/26/2021	Deposit	48,830,735.38	256,993.83	1.00	256,993.83
08/26/2021	Withdrawal	46,330,735.38	-2,500,000.00	1.00	-2,500,000.00
08/26/2021	Vendor Payment HEB Grocery Company, LP	46,329,467.35	-1,268.03	1.00	-1,268.03
08/27/2021	Deposit	46,329,787.35	320.00	1.00	320.00
08/27/2021	Deposit	46,330,326.35	539.00	1.00	539.00
08/27/2021	Deposit	46,331,611.35	1,285.00	1.00	1,285.00
08/27/2021	Transfer Out	46,329,467.35	-2,144.00	1.00	-2,144.00
08/30/2021	Deposit	46,508,194.58	178,727.23	1.00	178,727.23
08/30/2021	Deposit	46,523,104.35	14,909.77	1.00	14,909.77
08/30/2021	Deposit	46,547,554.54	24,450.19	1.00	24,450.19
08/30/2021	Withdrawal	46,532,644.77	-14,909.77	1.00	-14,909.77
08/30/2021	Withdrawal	46,353,917.54	-178,727.23	1.00	-178,727.23
08/30/2021	Withdrawal	46,096,923.71	-256,993.83	1.00	-256,993.83
08/30/2021	Withdrawal	46,072,473.52	-24,450.19	1.00	-24,450.19
08/31/2021	Deposit	46,572,473.52	500,000.00	1.00	500,000.00
08/31/2021	Withdrawal	44,072,473.52	-2,500,000.00	1.00	-2,500,000.00
08/31/2021	Interest	44,076,104.10	3,630.58	1.00	3,630.58
08/31/2021	Ending Balance	44,076,104.10			44,076,104.10

**Interest & Sinking Fund - Corporate Overnight Plus Fund**

Settle Date	Trade Type	Share Balance	Number of Shares	Price/Share	Amount (USD)
06/01/2021	Starting Balance	4,240,662.14			4,240,662.14
06/09/2021	Deposit	4,340,662.14	100,000.00	1.00	100,000.00
06/30/2021	Interest	4,341,012.46	350.32	1.00	350.32
07/30/2021	Interest	4,341,353.08	340.62	1.00	340.62
08/02/2021	Withdrawal	948,728.08	-3,392,625.00	1.00	-3,392,625.00
08/13/2021	Deposit	1,048,728.08	100,000.00	1.00	100,000.00
08/27/2021	Transfer In	1,050,872.08	2,144.00	1.00	2,144.00
08/31/2021	Interest	1,050,952.36	80.28	1.00	80.28
08/31/2021	Ending Balance	1,050,952.36			1,050,952.36

**Maintenance Tax Note Series 2019 Proceeds - Corporate Overnight Plus Fund**

Settle Date	Trade Type	Share Balance	Number of Shares	Price/Share	Amount (USD)
06/01/2021	Starting Balance	458,587.51			458,587.51
06/08/2021	Transfer Out	119,244.36	-339,343.15	1.00	-339,343.15
06/08/2021	Transfer Out	-33,175.12	-152,419.48	1.00	-152,419.48
06/08/2021	Transfer Out	-76,670.35	-43,495.23	1.00	-43,495.23
06/08/2021	Transfer Out	-77,568.57	-898.22	1.00	-898.22
06/08/2021	Transfer In	2,720.63	80,289.20	1.00	80,289.20

**Maintenance Tax Note Series 2019 Proceeds - Corporate Overnight Plus Fund (Continued)**

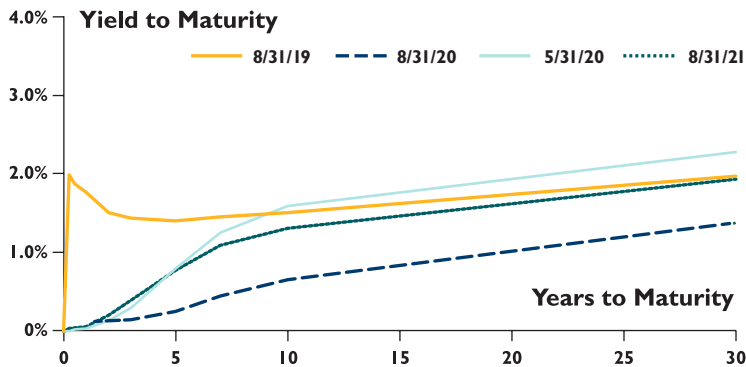
Settle Date	Trade Type	Share Balance	Number of Shares	Price/Share	Amount (USD)
06/30/2021	Interest	2,729.70	9.07	1.00	9.07
07/30/2021	Interest	2,729.91	0.21	1.00	0.21
08/25/2021	Transfer Out	-489,032.72	-491,762.63	1.00	-491,762.63
08/25/2021	Transfer Out	-491,753.35	-2,720.63	1.00	-2,720.63
08/25/2021	Transfer Out	-491,762.63	-9.28	1.00	-9.28
08/25/2021	Transfer In	0.00	491,762.63	1.00	491,762.63
08/31/2021	Interest	0.15	0.15	1.00	0.15
08/31/2021	Ending Balance	0.15			0.15

**Important Information about this statement**

Please review this statement carefully, it is the official record of your account with Lone Star Investment Pool and First Public, LLC. If you disagree with any transaction, or if there are any errors or omissions in this statement please notify us promptly in writing, but no later than 10 business days after receipt of this statement. Trades pending settlement will not appear on this statement. All such trades will appear in the next monthly statement. The yield for the period is an annualized rate that reflects the relationship between the average amount of income earned and the average daily balance for the account. Please notify First Public promptly and in writing of any changes of address or phone number. Times of transactions will be furnished upon written request. The Lone Star Investment Pool Information Statement should be read carefully before investing. Investors should consider the investment objectives, risks, charges and expenses associated with municipal fund securities before investing. All transactions are no load. No remuneration has, or will be, paid to any entity in connection with this transaction. An investor may obtain an Information Statement by contacting First Public at the address and phone number identified above. An investment in Lone Star investment Pool is not insured or guaranteed by the Federal Deposit Insurance Corporation ("FDIC") or any other government agency and although Lone Star Investment Pool seeks to preserve the value of the investment at a fixed share price, it is possible to lose money by investing in municipal fund securities.

## Quarterly Position Report

### August 31, 2021



The U.S. Treasury yield curve flattened in the three month period ending in August. The yield on the three year Treasury note rose 11 basis points as the 30-year bond yield fell by 35 basis points. The equity markets continued the 2021 trend as the Dow, NASDAQ and S&P 500 indexes continued to reach all-time highs. At the June FOMC meeting, The Fed made a technical adjustment by raising both the RRP and IOER by five basis points. The adjustment provided some relief to interest rates on short Treasury bills and overnight investments.

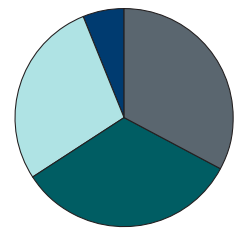
At the annual Jackson Hole economic symposium, Fed Chair Powell suggested that tapering by year-end is likely, but that there is more progress needed in the labor market before considering rate hikes. The payroll numbers have been inconsistent as July saw an increase in payrolls of 943,000. The August data, however, was well below expectations as just 235,000 jobs were added. The next FOMC meeting is scheduled for September 22.

#### Government Overnight Fund

Duration 0.12961

	Participant Assets	Market Value
Beginning-of-Quarter Balance	4,488,276,059.81	4,488,651,101.89
Deposits	1,380,448,634.77	
Withdrawals	(2,489,134,382.86)	
End-of-Quarter Balance	3,379,590,311.72	3,379,763,859.40

Agencies	33%
Treasuries	33%
Cash/Repo	28%
MM FUnds	6%

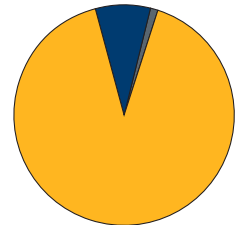


#### Corporate Overnight Fund

Duration 0.17398

	Participant Assets	Market Value
Beginning-of-Quarter Balance	3,912,834,463.18	3,913,135,690.97
Deposits	1,267,753,764.75	
Withdrawals	(2,598,669,327.85)	
End-of-Quarter Balance	2,581,918,900.08	2,582,078,415.20

Commercial Paper	91%
MM Funds	8%
Agencies	1%

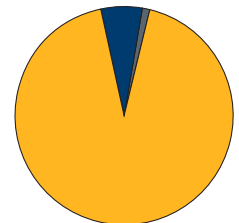


#### Corporate Overnight Plus Fund

Duration 0.23196

	Participant Assets	Market Value
Beginning-of-Quarter Balance	7,409,874,542.08	7,410,603,386.31
Deposits	3,309,858,396.11	
Withdrawals	(4,319,116,427.27)	
End-of-Quarter Balance	6,400,616,510.92	6,401,095,557.62

Commercial Paper	93%
MM Funds	6%
Agencies	1%



#### Returns

	June		July		August	
	Average Rate	7-day SEC Yield	Average Rate	7-day SEC Yield	Average Rate	7-day SEC Yield
Govt Overnight Fund	0.01%	0.01%	0.01%	0.01%	0.01%	0.01%
Corp Overnight Fund	0.08%	0.08%	0.08%	0.08%	0.06%	0.06%
Corp Overnight Plus Fund	0.10%	0.10%	0.09%	0.09%	0.08%	0.08%

*William Mastrodicasa*  
William Mastrodicasa

Lone Star Investment Pool Investment Officers

*Tammy Davis*  
Tammy Davis