



# Campus Capacity

**2024-2025**



# Purpose

**This report will provide a summary of Denton ISD's campus functional capacity and projected enrollment data for the 2024-2025 school year. In addition, this report will identify the Denton ISD campuses that will be open or closed to intra-district and inter-district transfers.**



# Building Functional Capacity

**740**

**Elementary**

**1000**

**Middle**

**2400**

**DHS/RHS**

**2800**

**BHS/GHS**



Campus	24-25 Projections	Functional Capacity	Functional Capacity %	Open (O) or Closed (C)
<b>Braswell Zone</b>				
Bell	584	740	78.92%	O
Cross Oaks	651	740	87.97%	C
Hill		740	0.00%	
Martinez	450	740	60.81%	O
Paloma Creek	561	740	75.81%	O
Providence	682	740	92.16%	C
Sandbrook	765	740	103.38%	C
Savannah	722	740	97.57%	C
Union Park	802	740	108.38%	C
Cheek	800	1000	80.00%	O
Navo	725	1000	72.50%	O
Rodriguez	617	1000	61.70%	O
Braswell	2833	2800	101.18%	C
<b>Denton Zone</b>				
Alexander	575	740	77.70%	O
Borman	462	740	62.43%	O
Evers	706	740	95.41%	C
Houston	506	740	68.38%	O
Newton Rayzor	631	740	85.27%	C
WS Ryan	516	740	69.73%	O
Calhoun	783	1000	78.30%	O
McMath	682	1000	68.20%	O
Denton	1933	2400	80.54%	O
<b>Guyer Zone</b>				
Adkins	437	740	59.05%	O
Blanton	492	740	66.49%	O
EP Rayzor	474	740	64.05%	O
Hawk	615	740	83.11%	O
McNair	570	740	77.03%	O
Nelson	504	740	68.11%	O
Crownover	849	1000	84.90%	O
Harpool	828	1000	82.80%	O
Guyer	2636	2800	94.14%	C
<b>Ryan Zone</b>				
Ginnings	656	740	88.65%	C
Hodge	629	740	85.00%	C
Pecan Creek	639	740	86.35%	C
Rivera	654	740	88.38%	C
Stephens	517	740	69.86%	O
Shultz	719	740	97.16%	C
Myers	848	1000	84.80%	O
Strickland	953	1000	95.30%	C
Ryan	2252	2400	93.83%	C
<b>District Total</b>	<b>32258</b>			

Estimated enrollment numbers for transfers and campus capacity will fluctuate throughout the year as

# Capacity Report by Zone






# Elementary Open & Closed Campuses



Open Campuses




Bell	584
Martinez	450
Paloma Creek	561
Alexander	575
Borman	462
Houston	506
WS Ryan	516
Adkins	437
Blanton	492
EP Rayzor	474
Hawk	615
McNair	570
Nelson	504
Stephens	517

Closed  
Campuses



Cross Oaks	639
Providence	682
Sandbrock Ranch	765
Savannah	722
Union Park	802
Evers Park	705
Newton Rayzor	631
Ginnings	645
Hodge	629
Pecan Creek	639
Rivera	654
Shultz	719






# Middle School Open & Closed Campuses




Open Campuses




Cheek	800
Navo	725
Rodriguez	617
Calhoun	783
McMath	682
Myers	848
Crownover	849
Harpool	828

Closed Campus



Stickland	953
-----------	-----





# High School Open & Closed Campuses



Open Campus




Denton	1933
--------	------

Closed  
Campuses



Braswell	2833
Guyer	2636
Ryan	2252



# Questions?



Student Support Services

