

DENTON INDEPENDENT SCHOOL DISTRICT

ANNUAL REVIEW OF INVESTMENT PERFORMANCE

SCHOOL YEAR 2017-2018

October 23, 2018

SUBMITTED BY

DEBBIE MONSCHKE & JULIE SIMPSON

TABLE OF CONTENTS

DETAIL OF INVESTMENT PORTFOLIO - BY INVESTMENT TYPE For the Period July 1, 2017 Through June 30, 2018	1
COMPARISON OF DISTRICT'S PORTFOLIO YIELD vs. SELECTED BENCHMARKS For the Period July 1, 2017 Through June 30, 2018	2
COMPARISON OF U.S. TREASURY RATES July 2008 - June 2018	3
COMPARISON OF INVESTMENT POOL RATES July 2008 - June 2018	4
COMPARISON OF TEXPOOL INVESTMENT RATES July 2008 - June 2018	5
COMPARISON OF LONE STAR INVESTMENT POOL RATES July 2008 - June 2018	6
COMPARISON OF DISD INVESTMENTS July 2008 - June 2018	7
SCHEDULE OF MONTHLY INTEREST RATES July 2008 - June 2018	8
SCHEDULE OF AVERAGE INTEREST RATES July 2008 - June 2018	9
INVESTMENT EARNINGS BY POOL TYPE For the Period July 1, 2017 Through June 30, 2018	10
INVESTMENT EARNINGS BY FUND For the Period July 1, 2017 Through June 30, 2018	11
DAILY INVESTMENT BALANCE BY TYPE - GENERAL FUND For the Period July 1, 2017 Through June 30, 2018	12
DAILY INVESTMENT BALANCE BY TYPE - DEBT SERVICES For the Period July 1, 2017 Through June 30, 2018	13

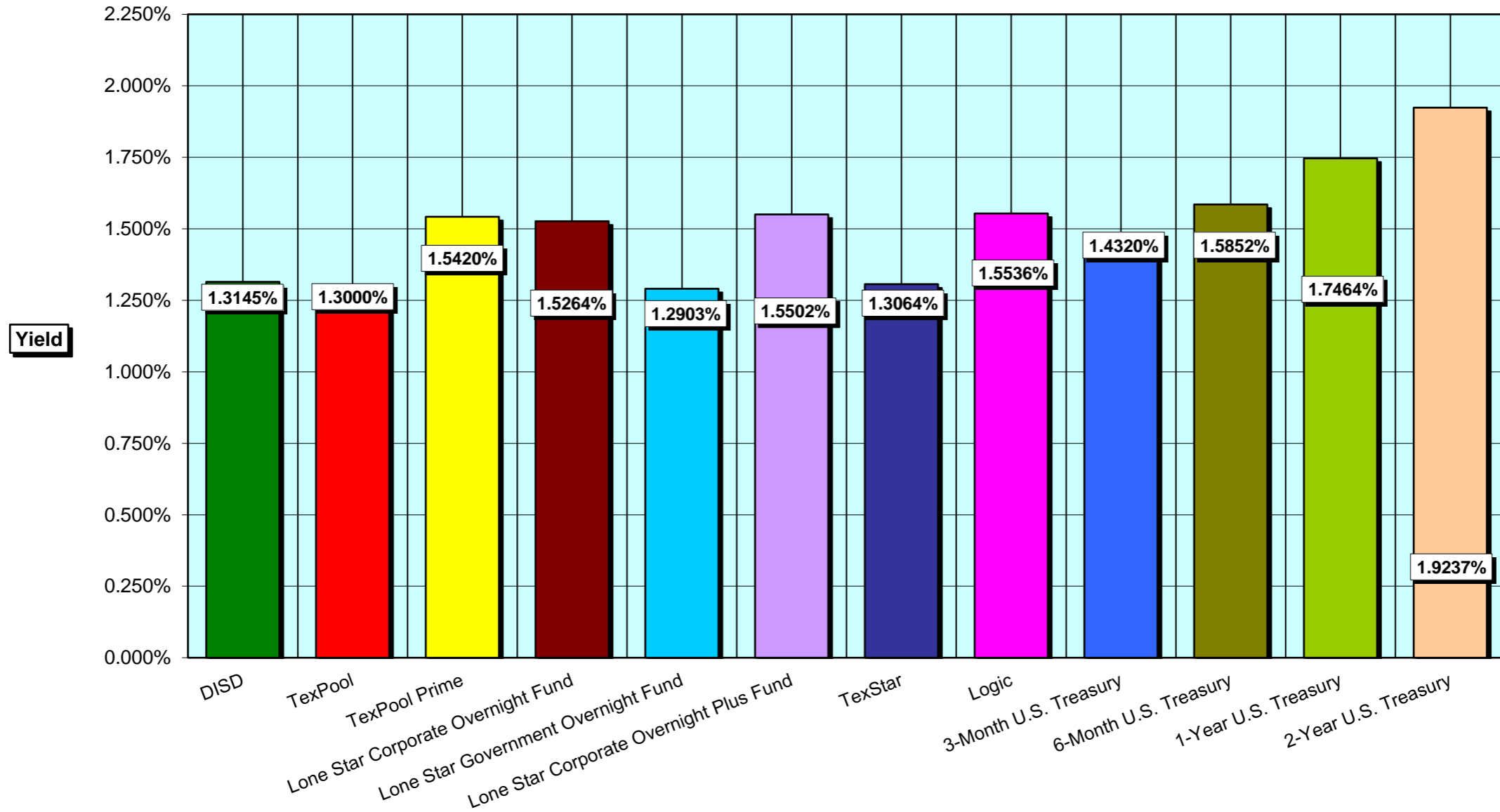
**DENTON INDEPENDENT SCHOOL DISTRICT
 DETAIL OF INVESTMENT PORTFOLIO - BY INVESTMENT TYPE
 FOR THE PERIOD JULY 1, 2017 THROUGH JUNE 30, 2018**

Investment Description	Average Daily Amount Invested	Actual Annual Earnings	DISD Yield (A)	Average Yield (B)
TexPool	\$76,898,542	\$972,125	1.2642%	1.3000%
Lone Star Government Overnight Fund	\$114,419,217	\$1,579,459	1.3804%	1.2903%
TexSTAR	\$109,359,323	\$1,400,799	1.2809%	1.3064%
Totals	\$300,677,082	\$3,952,384	1.3145%	1.2989%

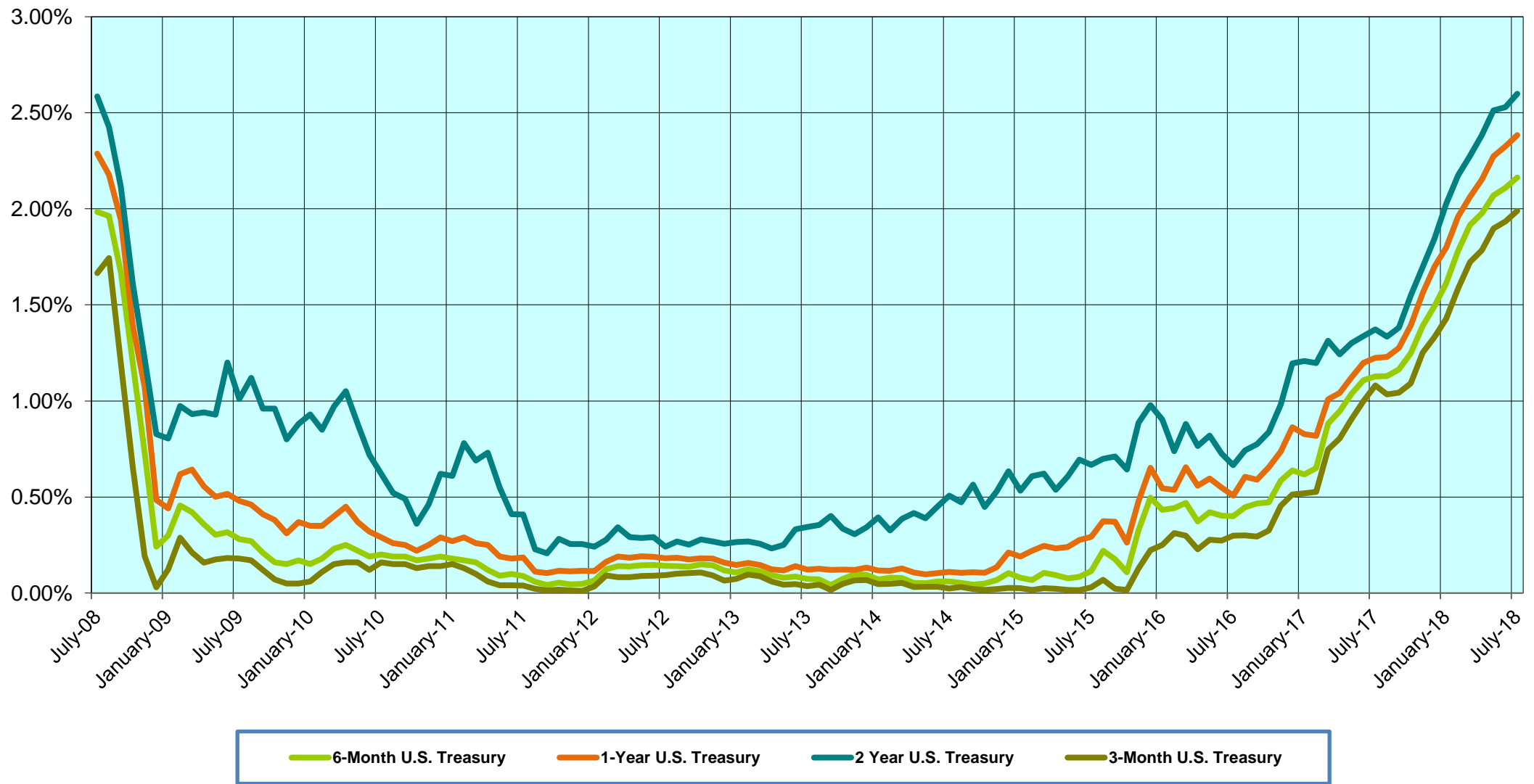
(A) - The DISD Yield is calculated based on the Actual Annual Earnings for the period of July 1, 2017 to June 30, 2018 divided by the Average Daily Amount Invested during the same period.

(B) - The Average Yield for each investment is based on an average of the published monthly average yield.

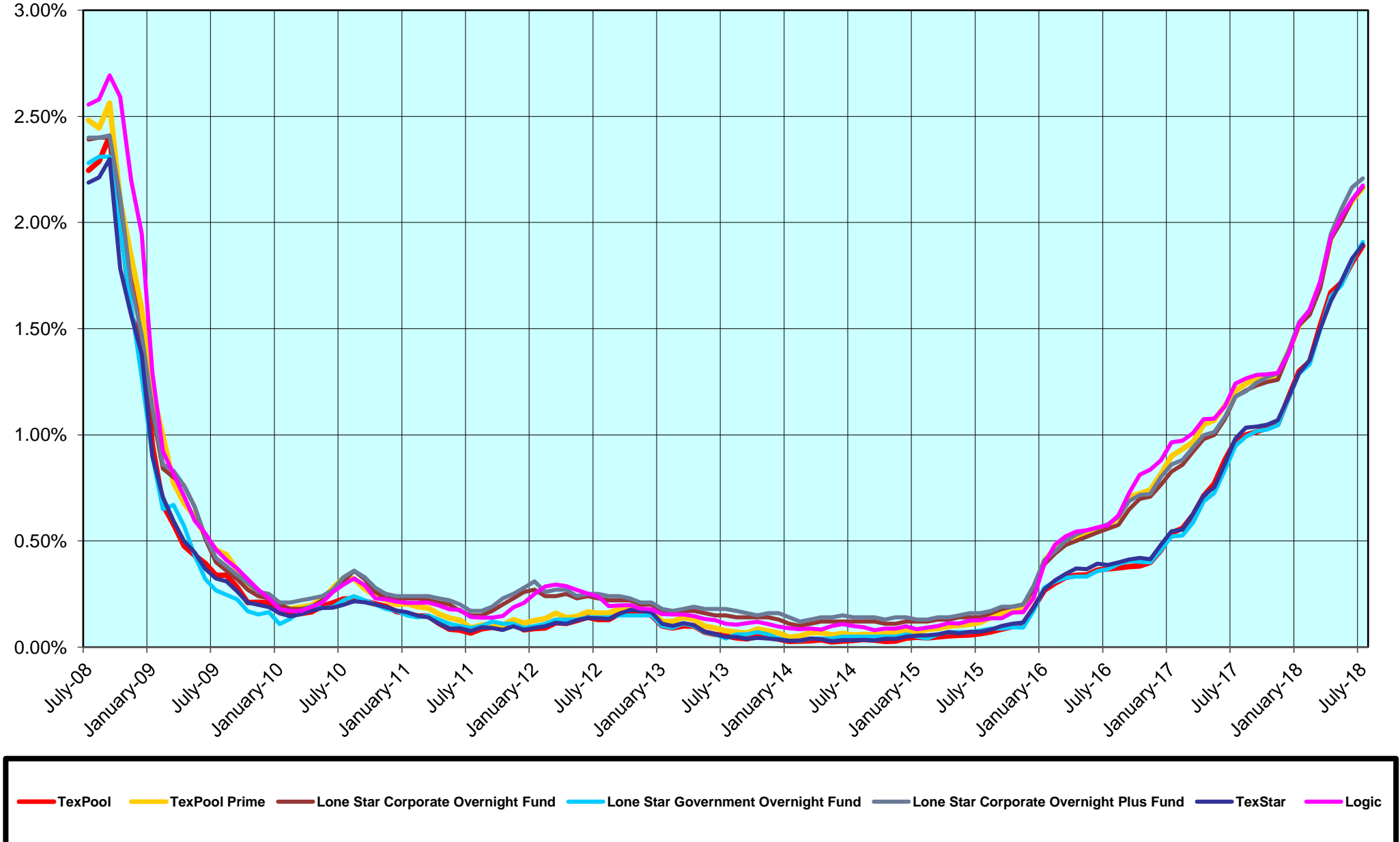
**DENTON INDEPENDENT SCHOOL DISTRICT
COMPARISON OF DISTRICT'S PORTFOLIO YIELD VS. SELECTED BENCHMARKS
FOR THE PERIOD JULY 1, 2017 THROUGH JUNE 30, 2018**



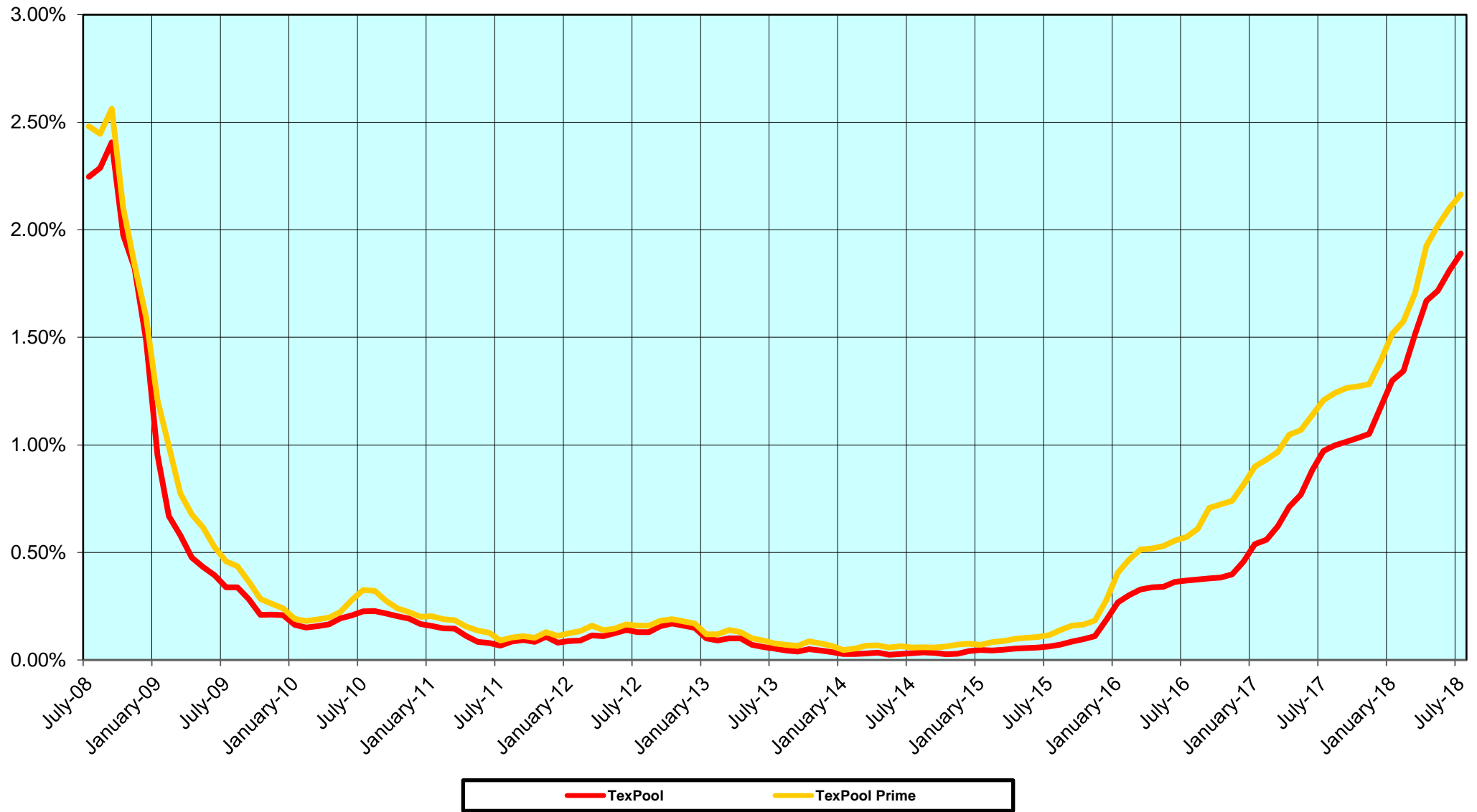
**DENTON INDEPENDENT SCHOOL DISTRICT
COMPARISON OF U. S. TREASURY RATES
JULY 2008 - JUNE 2018**



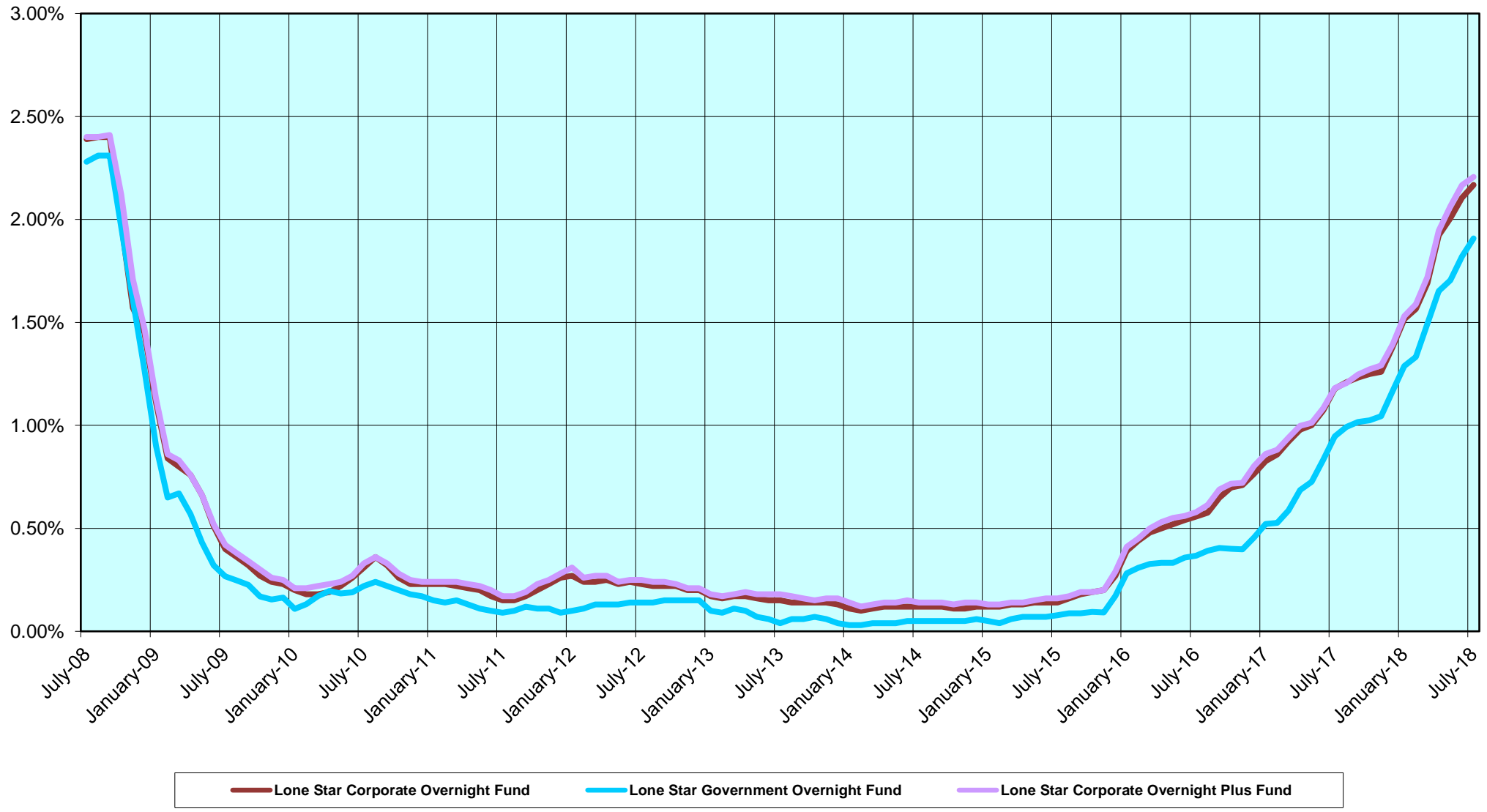
**DENTON INDEPENDENT SCHOOL DISTRICT
COMPARISON OF INVESTMENT POOL RATES
JULY 2008 - JUNE 2018**



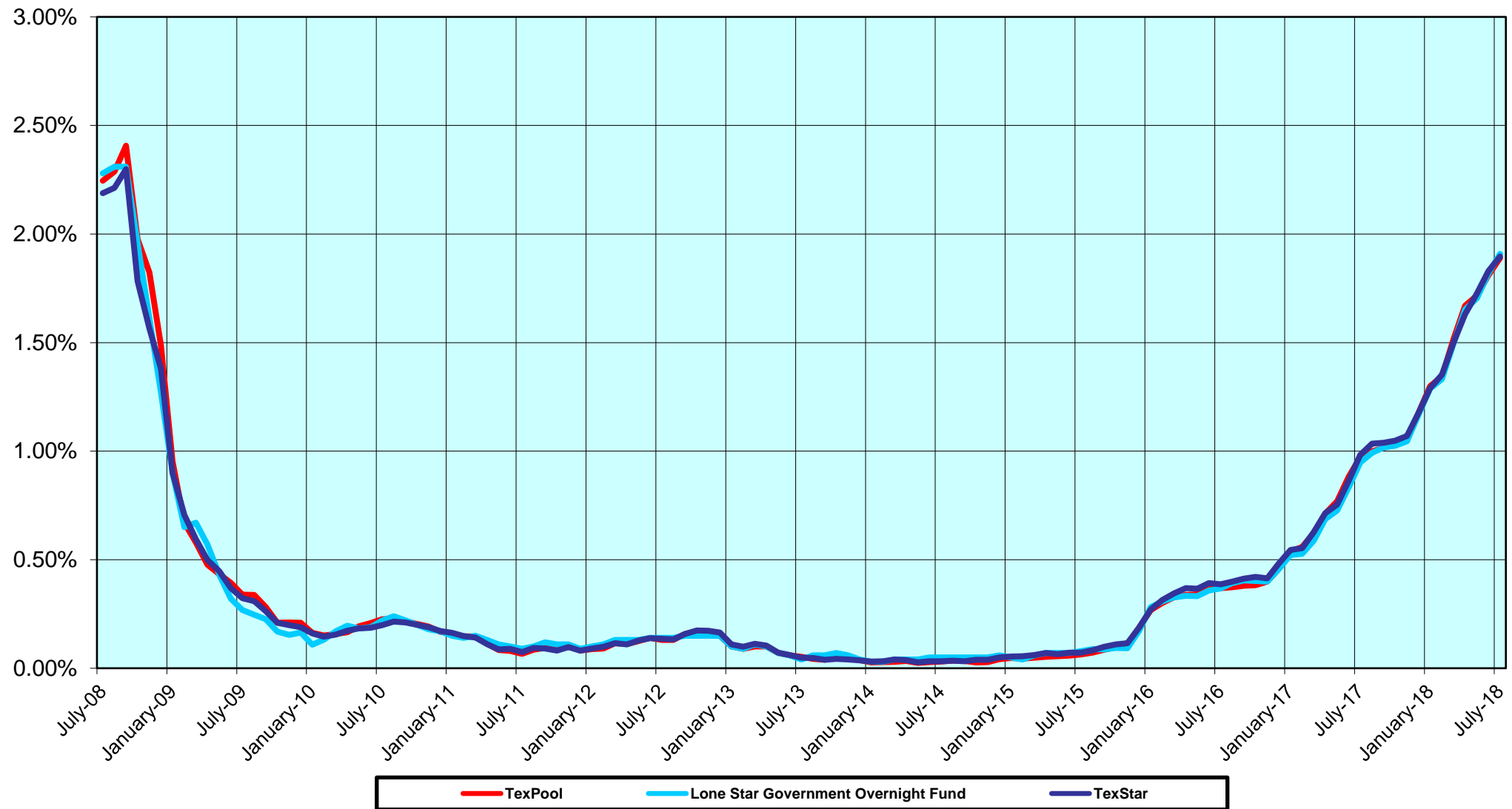
**DENTON INDEPENDENT SCHOOL DISTRICT
COMPARISON OF TEXPOOL INVESTMENT RATES
JULY 2008 - JUNE 2018**



**DENTON INDEPENDENT SCHOOL DISTRICT
COMPARISON OF LONE STAR INVESTMENT POOL RATES
JULY 2008 - JUNE 2018**



**DENTON INDEPENDENT SCHOOL DISTRICT
COMPARISON OF DISD INVESTMENTS
JULY 2008 - JUNE 2018**



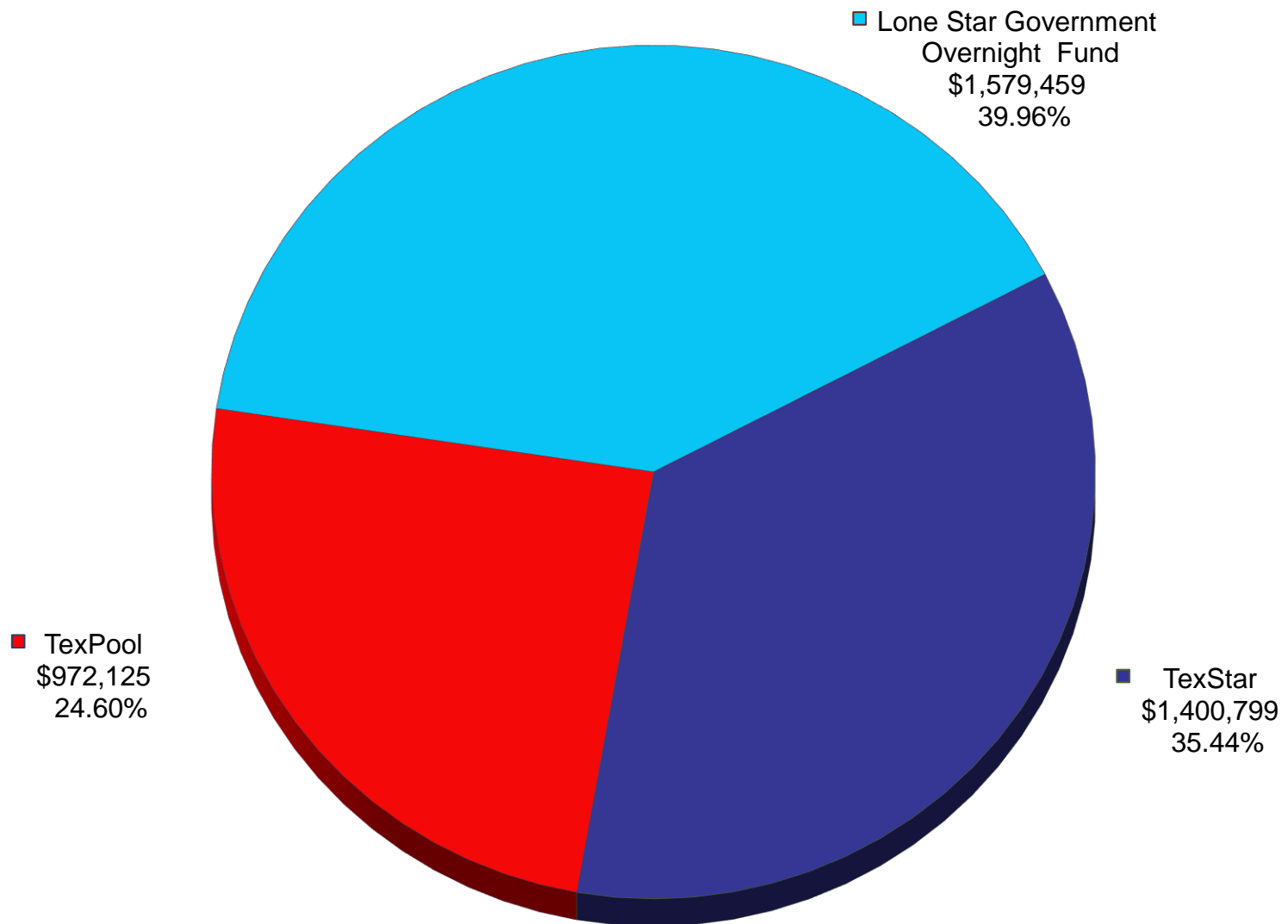
**DENTON INDEPENDENT SCHOOL DISTRICT
SCHEDULE OF MONTHLY INTEREST RATES
JULY 2017 - JUNE 2018**

	DISD	TexPool	TexPool Prime	Lone Star Corporate Overnight Fund	Lone Star Government Overnight Fund	Lone Star Corporate Overnight Plus Fund	TexStar	Logic	3-Month U.S. Treasury	6-Month U.S. Treasury	1-Year U.S. Treasury	2 Year U.S. Treasury
Jul-17	1.3145%	0.9714%	1.2082%	1.1786%	0.9474%	1.1808%	0.9827%	1.2408%	1.0810%	1.1277%	1.2242%	1.3716%
Aug-17	1.3145%	0.9989%	1.2418%	1.2098%	0.9920%	1.2055%	1.0343%	1.2660%	1.0342%	1.1294%	1.2287%	1.3352%
Sep-17	1.3145%	1.0151%	1.2644%	1.2320%	1.0169%	1.2462%	1.0384%	1.2827%	1.0430%	1.1640%	1.2757%	1.3817%
Oct-17	1.3145%	1.0318%	1.2720%	1.2494%	1.0245%	1.2720%	1.0482%	1.2845%	1.0913%	1.2490%	1.3932%	1.5494%
Nov-17	1.3145%	1.0506%	1.2826%	1.2595%	1.0448%	1.2903%	1.0695%	1.2913%	1.2510%	1.3910%	1.5617%	1.6977%
Dec-17	1.3145%	1.1764%	1.3917%	1.3815%	1.1681%	1.3943%	1.1762%	1.3784%	1.3329%	1.4948%	1.7006%	1.8461%
Jan-18	1.3145%	1.2989%	1.5156%	1.5164%	1.2880%	1.5301%	1.2900%	1.5224%	1.4281%	1.6129%	1.7981%	2.0268%
Feb-18	1.3145%	1.3438%	1.5747%	1.5652%	1.3322%	1.5881%	1.3518%	1.5898%	1.5846%	1.7814%	1.9604%	2.1736%
Mar-18	1.3145%	1.5156%	1.7066%	1.6908%	1.4950%	1.7203%	1.4995%	1.7228%	1.7226%	1.9155%	2.0619%	2.2758%
Apr-18	1.3145%	1.6704%	1.9264%	1.9226%	1.6521%	1.9455%	1.6304%	1.9293%	1.7840%	1.9763%	2.1533%	2.3840%
May-18	1.3145%	1.7159%	2.0196%	2.0052%	1.7039%	2.0638%	1.7258%	2.0273%	1.8977%	2.0703%	2.2745%	2.5129%
Jun-18	1.3145%	1.8110%	2.1008%	2.1052%	1.8190%	2.1660%	1.8300%	2.1078%	1.9337%	2.1100%	2.3247%	2.5293%

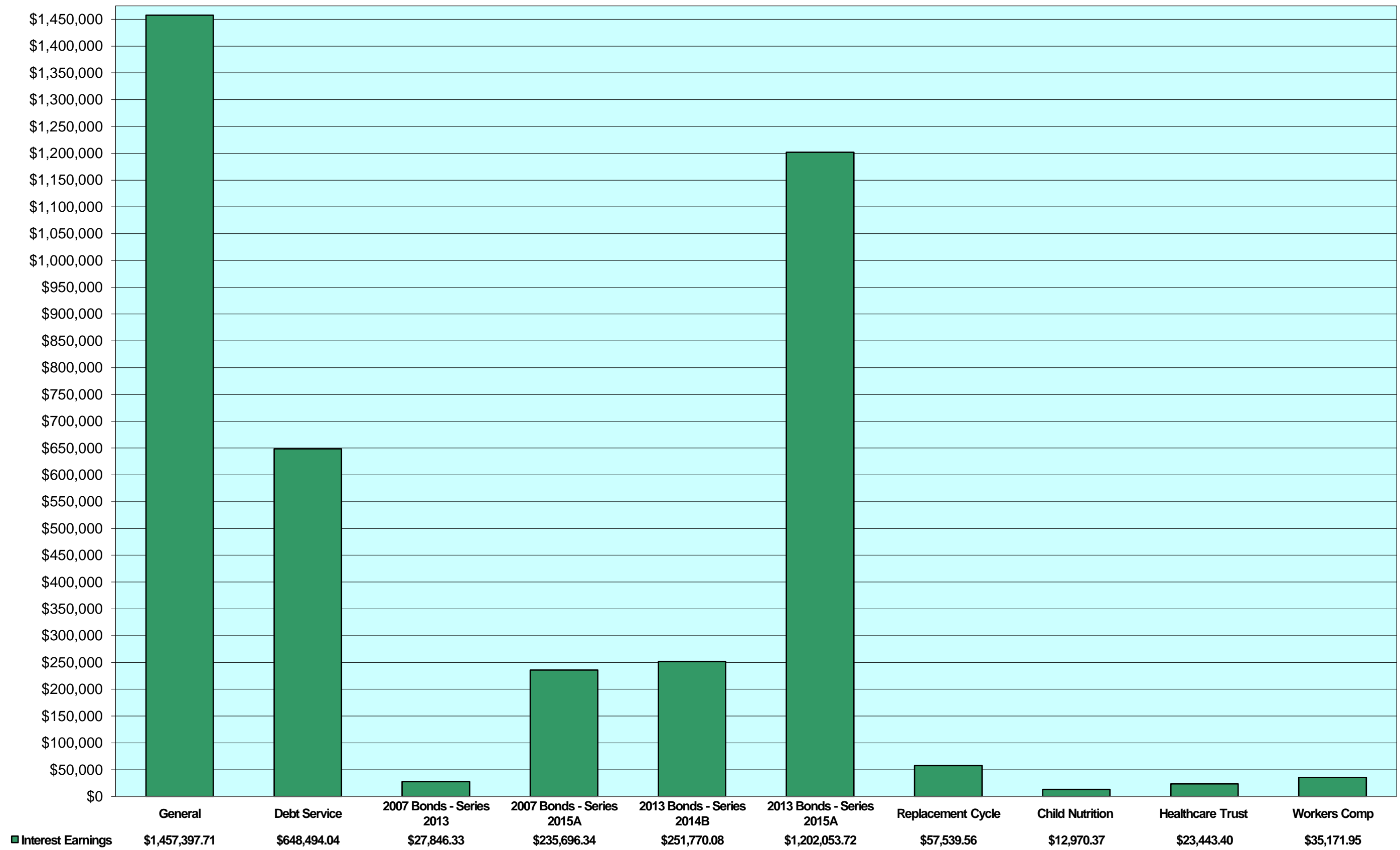
**DENTON INDEPENDENT SCHOOL DISTRICT
SCHEDULE OF AVERAGE INTEREST RATES
JUNE 2008 - JUNE 2018**

	DISD	TexPool	TexPool Prime	Lone Star Corporate Overnight Fund	Lone Star Government Overnight Fund	Lone Star Corporate Overnight Plus Fund	TexStar	Logic	3-Month U.S. Treasury	6-Month U.S. Treasury	1-Year U.S. Treasury	2-Year U.S. Treasury
Jun-08	3.5436%	3.9586%	4.0831%	4.0375%	3.8975%	4.0492%	3.9423%	4.1785%	2.9017%	3.0700%	3.0742%	3.0700%
Jun-09	1.3228%	1.3107%	1.4851%	1.4058%	1.2733%	1.4392%	1.2449%	1.6201%	0.5516%	0.8279%	1.0523%	1.3802%
Jun-10	0.1997%	0.2190%	0.2752%	0.2542%	0.1837%	0.2775%	0.2079%	0.2700%	0.1167%	0.2050%	0.3875%	0.9275%
Jun-11	0.1593%	0.1634%	0.2151%	0.2475%	0.1675%	0.2633%	0.1603%	0.2294%	0.1158%	0.1617%	0.2500%	0.5700%
Jun-12	0.1075%	0.0988%	0.1267%	0.2192%	0.1133%	0.2408%	0.0998%	0.2166%	0.0490%	0.0912%	0.1477%	0.2804%
Jun-13	0.1172%	0.1181%	0.1452%	0.1892%	0.1175%	0.2050%	0.1248%	0.1709%	0.0806%	0.1194%	0.1572%	0.2643%
Jun-14	0.0391%	0.0366%	0.0665%	0.1267%	0.0467%	0.1500%	0.0379%	0.1002%	0.0433%	0.0703%	0.1176%	0.3703%
Jun-15	0.0481%	0.0417%	0.0778%	0.1233%	0.0558%	0.1400%	0.0502%	0.0975%	0.0216%	0.0737%	0.1816%	0.5627%
Jun-16	0.2298%	0.2125%	0.3359%	0.3342%	0.2124%	0.3500%	0.2272%	0.3342%	0.1775%	0.3322%	0.4893%	0.7846%
Jun-17	0.5417%	0.5370%	0.8515%	0.8013%	0.5249%	0.8247%	0.5475%	0.8896%	0.5574%	0.6875%	0.8288%	1.0664%
Jun-18	1.3145%	1.3000%	1.5420%	1.5264%	1.2903%	1.5502%	1.3064%	1.5536%	1.4320%	1.5852%	1.7464%	1.9237%

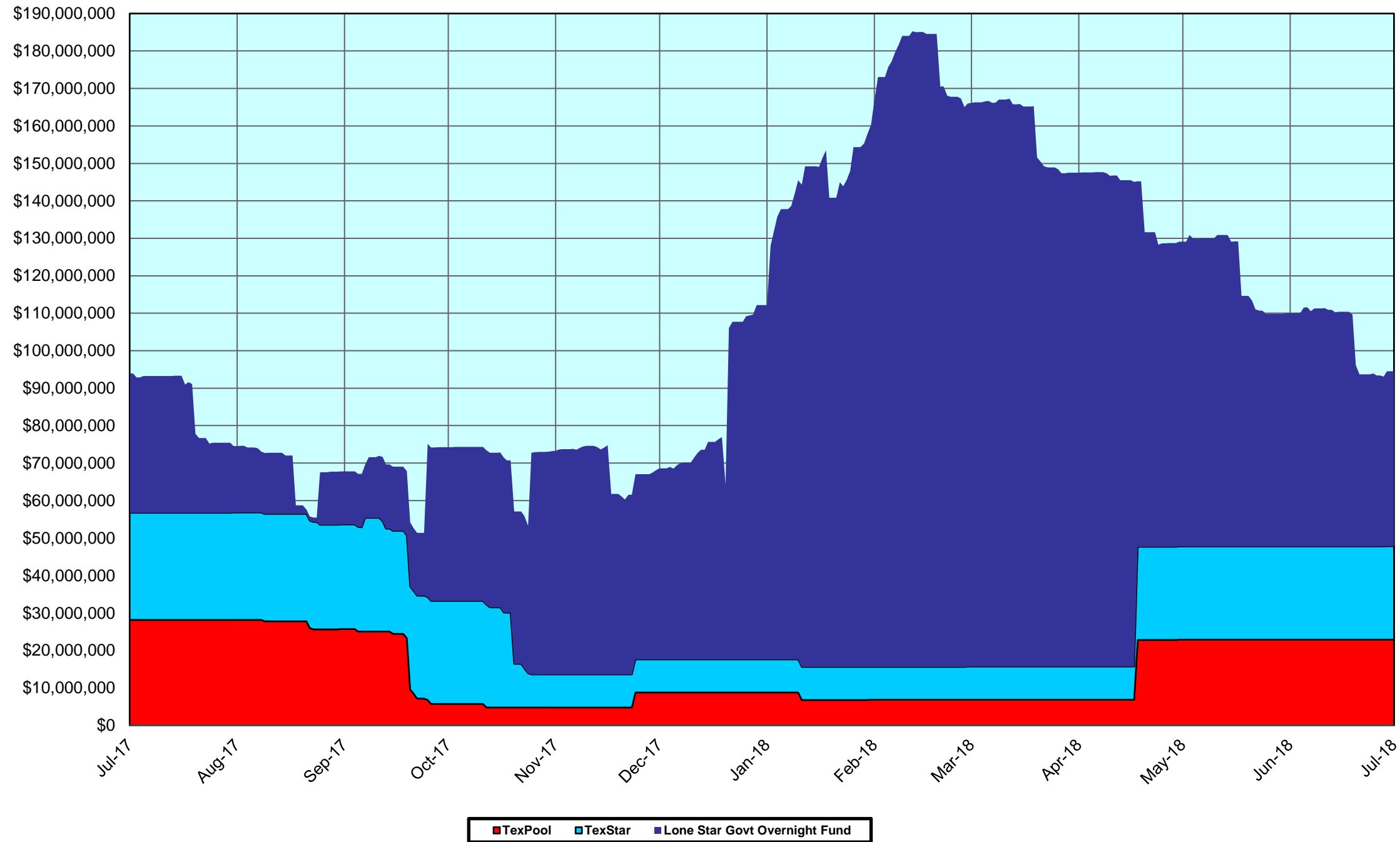
**DENTON INDEPENDENT SCHOOL DISTRICT
INVESTMENT EARNINGS BY POOL TYPE
FOR THE PERIOD JULY 1, 2017 THROUGH JUNE 30, 2018**



**DENTON INDEPENDENT SCHOOL DISTRICT
INVESTMENT EARNINGS BY FUND
FOR THE PERIOD JULY 1, 2017 THROUGH JUNE 30, 2018**



**DENTON INDEPENDENT SCHOOL DISTRICT
DAILY INVESTMENT BALANCE BY TYPE - GENERAL FUND
FOR THE PERIOD JULY 1, 2017 THROUGH JUNE 30, 2018**



**DENTON INDEPENDENT SCHOOL DISTRICT
DAILY INVESTMENT BALANCE BY TYPE - DEBT SERVICE FUND
FOR THE PERIOD JULY 1, 2017 THROUGH JUNE 30, 2018**

