



WEST CHICAGO  
ELEMENTARY SCHOOLS

*Together for Excellence ★ ¡Juntos por la Excelencia!*

# School Goals & Winter Benchmark Results 2024-2025

Presented to the Board of Education

February 20, 2025

- Birth to 3
- Preschool
- Currier School
- Gary School
- Indian Knoll
- Pioneer School
- Turner School
- Wegner School
- Lemay Middle School



**WEST CHICAGO  
ELEMENTARY SCHOOLS**

*Together for Excellence \* Istante per la Eccellenza!*

## District 33 Mission

Equip students to become life-long learners who embrace diversity, welcome innovation, and aspire to be catalysts for positive change and growth.

## District 33 Vision

To be recognized as the school district that fosters:

- An innovative, rigorous & future-oriented education
- A culture of equity, diversity & personalized learning
- Student agency to develop voice, choice, ownership & self-sufficiency
- Active community partnerships

## District 33 Core Values

- Collaboration
- Partnerships
- Equity
- Student voice & choice
- High expectations
- Support for the whole child
- High levels of engagement
- Trusting relationships

## Portrait of a Graduate

Clear communicator

Collaborator

Critical thinker & problem-solver

Empathetic



Culturally aware

Resilient

Technologically adaptable

Advocate for self & others

### BOARD MEMBERS

Rita Balgeman  
President

Felicia Gills  
Vice President

Tom Doyle  
Secretary

Phebe Balzer

Morgan Banasiak

Sandra Garcia

Chad McLean

### SUPERINTENDENT

Kristina Davis, Ed.S



**2026**

*Inspire.*

*Empower.*

*Achieve.*

### KEY PERFORMANCE INDICATORS, MEASURES, AND TARGETS WILL BE ALIGNED TO EACH GOAL AREA



#### GOAL #1

#### STUDENT GROWTH & ACHIEVEMENT

Ensure all students meet challenging academic, physical, and social-emotional standards.



#### GOAL #2

#### LEARNING CULTURE OF EQUITY, ENGAGEMENT & AGENCY

Cultivate a welcoming, nurturing, and student-centered learning environment that embraces student curiosity and originality, and is aligned to clear learning expectations.



#### GOAL #3

#### PROFESSIONAL CULTURE OF TEAMWORK & CONTINUOUS IMPROVEMENT

Embrace a culture of collaboration, inclusivity, trust, innovation, and professional growth that attracts, develops, and retains a diverse, high-quality staff.



#### GOAL #4

#### FAMILY ENGAGEMENT & COMMUNITY PARTNERSHIPS

Collaborate and communicate with our families and community to build strong relationships and increase equitable opportunities that help students and families thrive.



#### GOAL #5

#### EFFECTIVE & INNOVATIVE USE OF RESOURCES

Meet the evolving needs of our students by leveraging all available resources to provide high-quality programs and services, and innovative technology and learning environments, while maintaining fiscal responsibility.

#### GOAL #1 STRATEGIES

**Strategy #1:** We will implement a consistent, multi-tiered system of support (MTSS), across all ages and groups, that promotes the holistic development of every student academically, physically, and social-emotionally.

#### GOAL #2 STRATEGIES:

**Strategy #2:** We will embed identifiable common learning expectations and tools that result in increased student agency (voice and choice) in learning experiences and a more equitable student-centered learning environment.

**Strategy #3:** We will implement, in partnership with families, developmentally appropriate expectations, structures, processes, and monitoring tools that demonstrate students own their learning.

**Strategy #4:** We will add new extracurricular student opportunities at elementary and middle school levels that will increase student engagement and build positive relationships.

#### GOAL #3 STRATEGIES:

**Strategy #5:** We will set and achieve common expectations for staff collaboration, teamwork, and shared decision-making opportunities through training, support, and shared accountability across all levels.

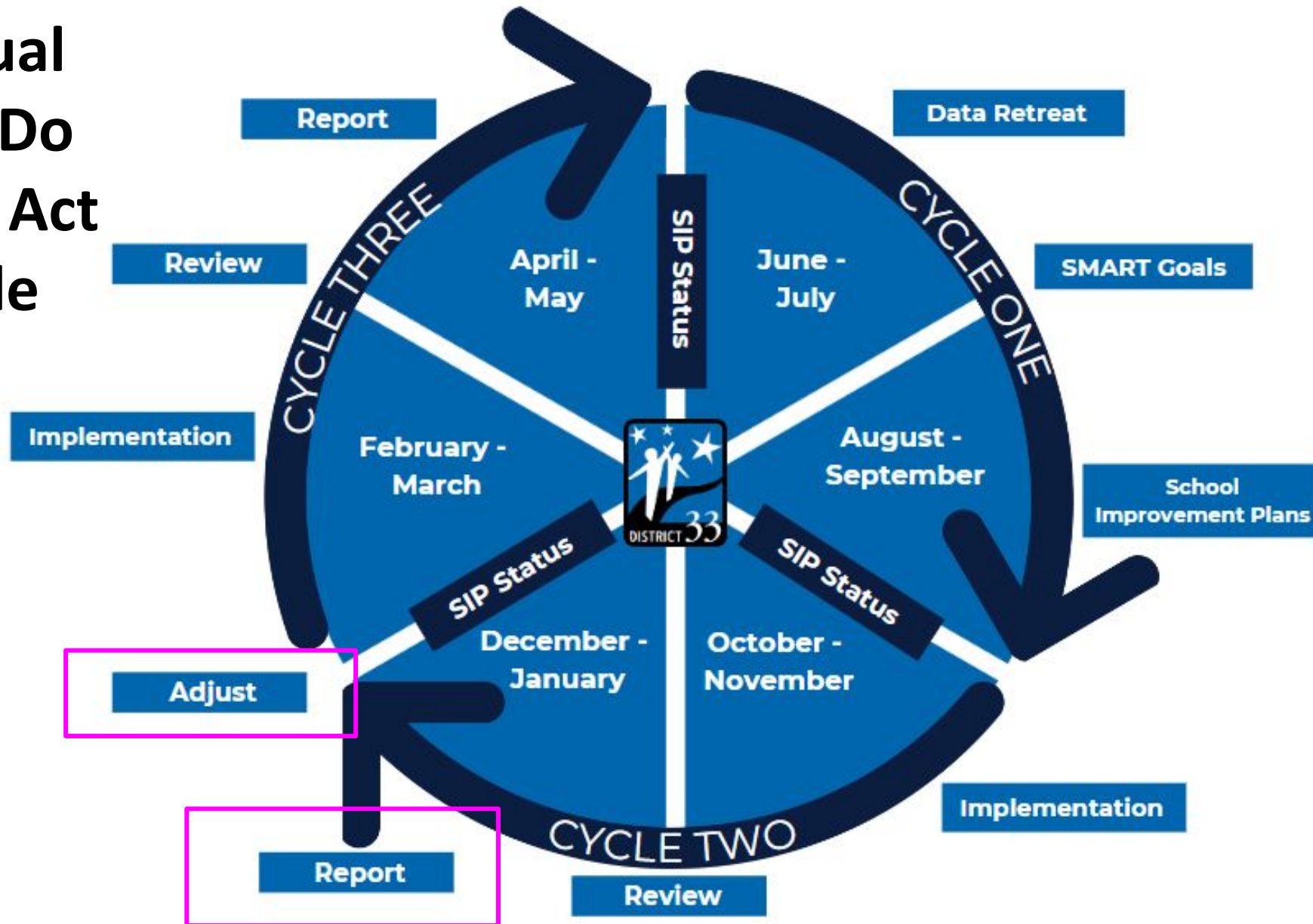
#### GOAL #4 STRATEGIES:

**Strategy #6:** We will foster community partnerships in order to minimize non-academic barriers, engage families, and provide experiential opportunities for students.

#### GOAL #5 STRATEGIES:

**Strategy #7:** We will upgrade existing infrastructure and provide resources to create safe, progressive, and productive learning and working environments.

# Annual Plan Do Study Act Cycle





# 24-25 District Academic Goals

SMART Goal including Baseline	Spring 2024 Results	Fall 2024 Results	Winter 2025 Results	Spring 2025 Results
<b>Literacy</b> - By Spring 2025, <u>47%</u> of students will be at or above the 50th percentile in <i>MAP English Reading</i> , an increase from the Spring 2024 result of 34.4%.	34.4%	35.6%	35.4%	Goal 47% +12.6
<b>Literacy</b> - By Spring 2025, <u>33.2%</u> of students will be meeting/exceeding standards on the <i>Illinois Assessment of Readiness in Literacy</i> , an increase from the Spring 2024 preliminary results of 24.1%.	24.1%	N/A	N/A	Goal 33.2% +9.1
<b>English Language Development</b> - By spring 2025, 14.1% of students who are English Learners will attain English proficiency on the ACCESS test, an increase from the Spring 2024 results of 9.3%	9.3%	N/A	N/A	Goal 14.1% +4.8
<b>Mathematics</b> - By Spring 2025, <u>50%</u> of students will be at or above the 50th percentile in <i>MAP Math</i> , an increase from the Spring 2024 result of 44.2%.	44.2%	36.9%	40.7%	Goal 50% +5.8
<b>Mathematics</b> - By Spring 2025, <u>28.3%</u> of students will be meeting/exceeding standards on the <i>Illinois Assessment of Readiness in Math</i> , an increase from the Spring 2024 preliminary results of 15.7%.	15.7%	N/A	N/A	Goal 28.3% +12.6

# Birth to 3

SMART Goal including Baseline	Fall Baseline	Winter Results	Spring Results
<p><b>Literacy:</b> By Spring 2025, <b>50%</b> (<i>transition year</i>) of families will show growth on the school-wide Literacy Assessment 1: Reading/Storytelling frequency. (Fall to spring growth)</p>	-----	73%	
<p><b>Parent Child Interaction:</b> By Spring 2025, <b>50%</b> of families will meet the standard for Teaching Domain Area 3 (repeat or expand on language).</p>	36%	Happening now	
<p><b>Culture:</b> By Spring 2025, the ProQol Assessment indicator “<b>I think that I might have been affected by the traumatic stress of those I support.</b>” will decrease to a score of <b>1.25/5.0</b> from a Spring 2024 score of <b>1.5/5.0</b>.</p>	1.42	1.38	

# Pioneer Preschool

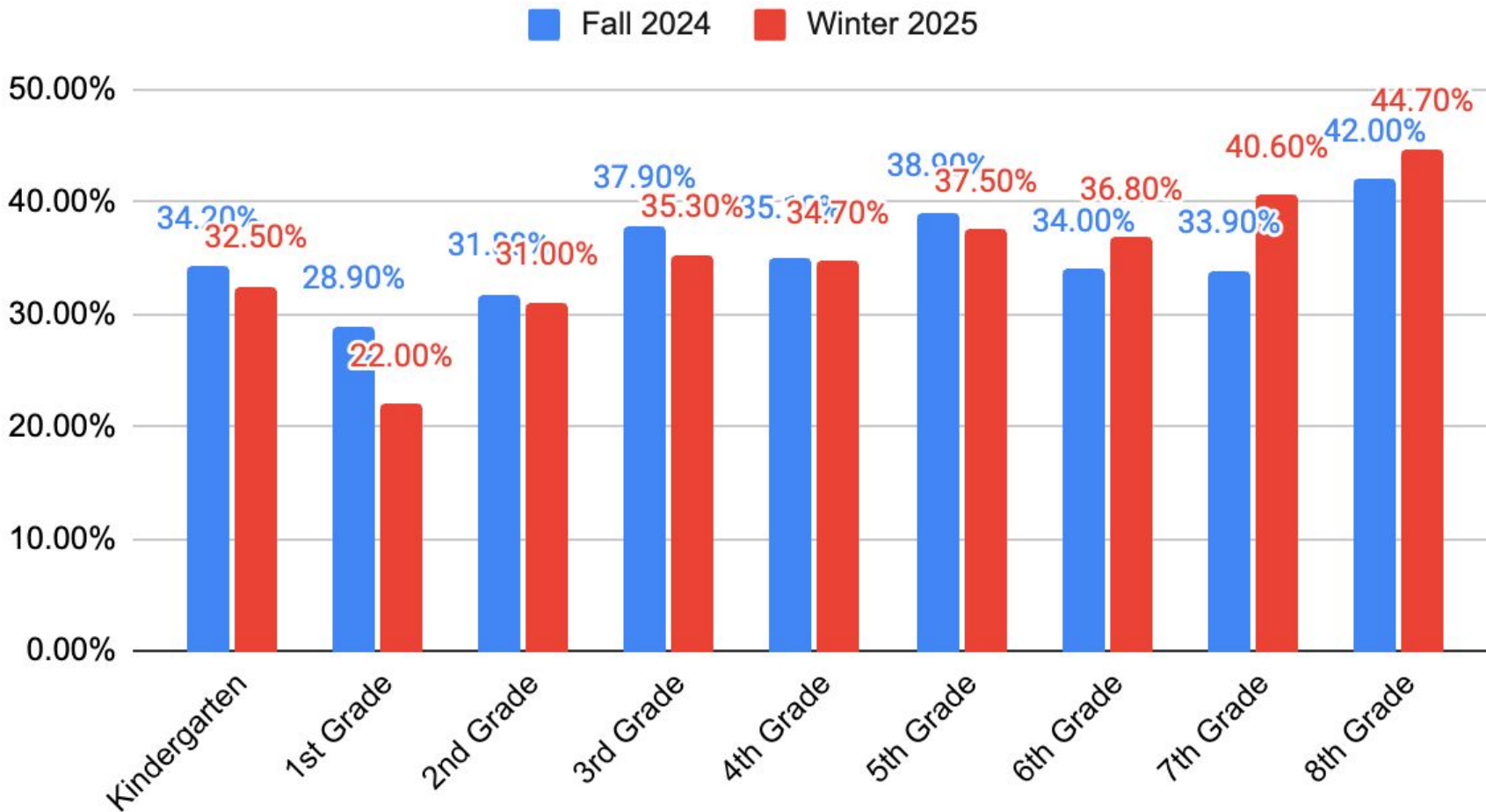
SMART Goal including Baseline	Fall Baseline	Winter Results	Spring Results
<p><b>Literacy:</b> By Spring 2025, 80% of P5 students will show grade-level performance (building middle), as measured by DRDP LLD 6: Comprehension of Age-Appropriate Text from the fall 2024 baseline.</p>	34%	55.09%	
<p><b>Mathematics:</b> By Spring 2025, 85% or more of P5 students will show grade-level performance (building middle), as measured by DRDP COG 3: Number Sense of Quantity from the fall 2024 baseline.</p>	45%	65.66%	
<p><b>Culture Staff:</b> By spring 2025, the score on the ‘Collaborative Teachers’ category of the 5 Essentials Survey will increase to an average score of 50 from a Spring 2024 average score of 32.5.</p> <p><b>Family:</b> By spring of 2024, the score on the ‘Involved Families’ category of the 5Essentials survey will increase or remain at an average score of 60 or higher.</p> <p><b>Student:</b> By spring 2025, 85% of P5 students will show on grade-level performance (building middle), as measured by DRDP SED 4: Social-Emotional Development from the fall 2024 baseline as measured by DRDP SED 4: Relationship and Social Interactions with Peers.</p>	Spring 2024 32.5	72.46%	

# Literacy Goals- English

School	SMART Goal including baseline	Spring Results 2024	Fall Results 2024	Winter Results 2025	Spring Goals 2025
<b>Currier</b>	By Spring 2025, <b>43.8%</b> of students will be at or above the 50th percentile in MAP English Reading from a Spring 2024 baseline of <b>31.2%</b> on English MAP.	<b>31.2%</b>	32.3%	28.2%	<b>43.8%</b>
<b>Gary</b>	By Spring 2025, <b>50%</b> of students will be at or above the 50th percentile in MAP English from a Spring 2024 baseline of <b>37.4%</b> on English MAP.	<b>37.4%</b>	29.5%	34.1%	<b>50%</b>
<b>Indian Knoll</b>	By Spring 2025, <b>50%</b> of students will be at or above the 50th percentile in MAP English Reading from a Spring 2024 baseline of <b>37.4%</b> on English MAP.	<b>37.4%</b>	37.2%	37.1%	<b>50%</b>
<b>Turner</b>	By Spring 2025, <b>49.2%</b> of students will be at or above the 50th percentile in MAP English Reading from a Spring 2024 baseline of <b>36.6%</b> on English MAP.	<b>36.6%</b>	33.4%	37.9%	<b>49.2%</b>
<b>Wegner</b>	By Spring of 2025, <b>38.7%</b> of students will be at or above the 50th percentile in MAP English Reading from a Spring 2024 baseline of <b>26.1%</b> on English MAP.	<b>26.1%</b>	26.7%	23.9%	<b>38.7%</b>
<b>Leman Middle</b>	By Spring 2025, <b>48.5%</b> of students will be at or above the 50th percentile in MAP English Reading from a Spring 2024 baseline of <b>35.1%</b> on English MAP.	<b>35.1%</b>	34.7%	40.9%	<b>48.5%</b>

# NWEA MAP Reading (Fall to Winter)

NWEA MAP Reading (50th Percentile)





# Literacy Goal: Strategy & Actions

## District Focus Area: Oracy

### Actions:

- ELLevation strategies as drivers for PDSA in PLCs
- PLCs review of utilization of oracy strategies in the classroom

# Literacy Goals- ACCESS

School	SMART Goal including baseline	Spring Results 2024	Winter Results 2025	Spring Goals 2025
Currier	By Spring 2025, <b>14.1%</b> of students who are English Learners will attain English proficiency on the ACCESS Test, and increase from the Spring 2024 results of <b>10.4%</b> .	<b>10.4%</b>	N/A	<b>14.1%</b>
Gary	By Spring 2025, <b>12%</b> of students who are English learners will attain English proficiency on the ACCESS test from the 2024 baseline of <b>24%</b> on English MAP.	<b>24%</b>	N/A	<b>12%</b>
Indian Knoll	By Spring 2025, <b>23.4%</b> of students who are English Learners will attain English proficiency on the ACCESS test, an increase from the Spring 2024 results of <b>9.2%</b> .	<b>9.2%</b>	N/A	<b>23.4%</b>
Turner	By Spring 2025, <b>14%</b> of students who are English Learners will attain English Proficiency on the ACCESS test, an increase from the 2024 results of <b>7.2%</b> .	<b>7.2%</b>	N/A	<b>14%</b>
Wegner	By Spring of 2025, <b>11%</b> of students who are English Learners will attain English proficiency on the ACCESS test, an increase from the Spring 2024 results of <b>6.6%</b> .	<b>6.6%</b>	N/A	<b>11%</b>
Leman Middle	By Spring 2025, <b>6%</b> of students who are English learners will attain English proficiency on the ACCESS test, an increase from a Spring 2024 baseline of <b>4.7%</b> .	<b>4.7%</b>	N/A	<b>6%</b>

\*Goal based on percentage of students in “Expanding” Area

# How are we assessing Spanish?

Last year, we developed a baseline for AAPPL (*'apple'*): Spanish Language Development Test which aligns to the Seal of Biliteracy

- Interpretive Listening and Reading
- Interpersonal Listening and Speaking
- Presentational Writing

Assessments within Spanish Language Arts or Content Units

- Content knowledge either Science or Social Studies
- Spanish Language Development and Spanish Literacy
- LMS Advanced Spanish

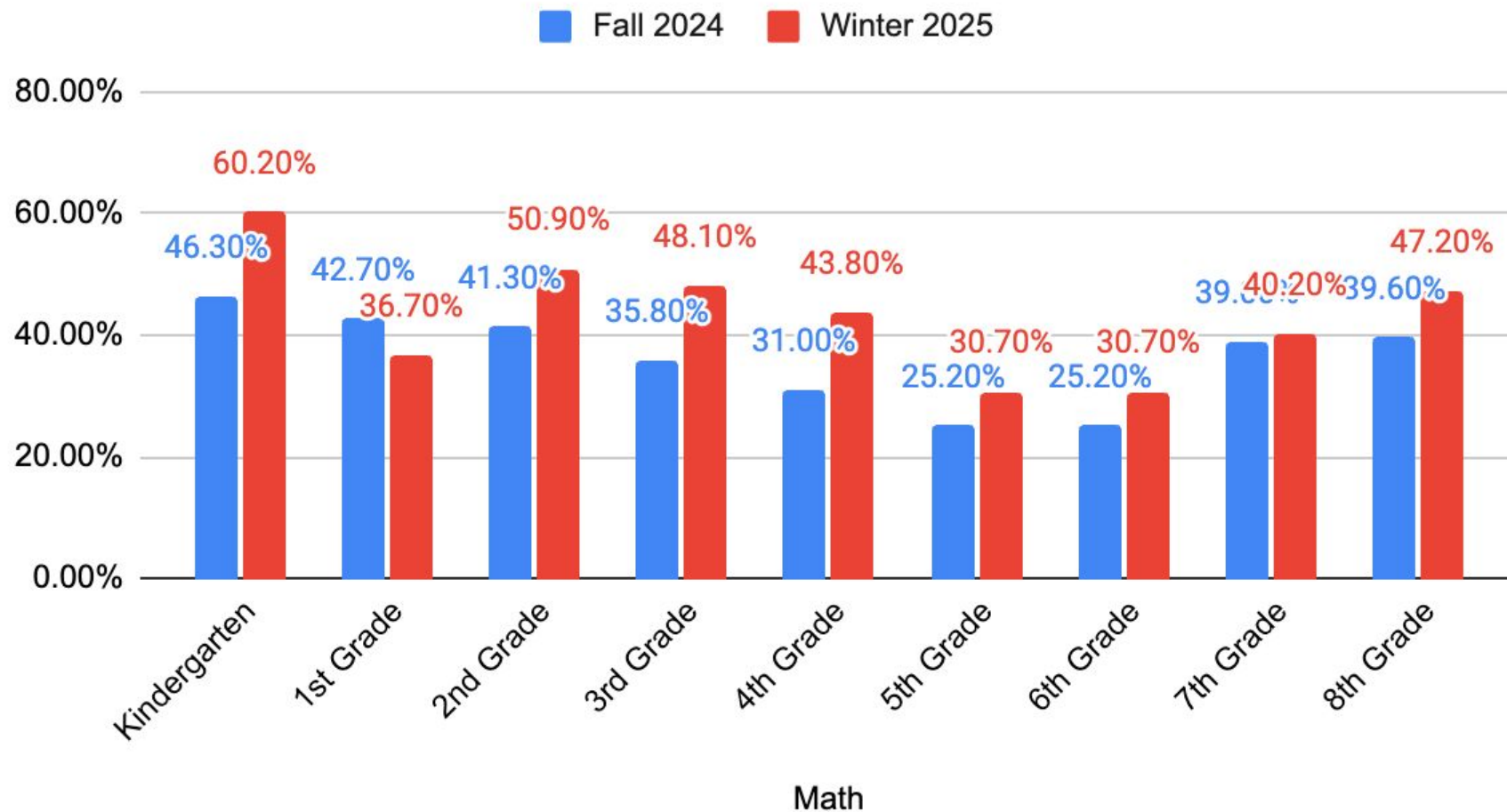


# Mathematics Goals

School	SMART Goal including Baseline	Spring Results 2024	Fall Results 2024	Winter Results 2025	Spring Goals 2025
Currier	By spring of 2025, <b>51.8%</b> of students will be at or above the 50th percentile in MAP Mathematics from a spring 2024 baseline of <b>44.3%</b> .	<b>44.3%</b>	32.7%	41.3%	<i>51.8%</i>
Gary	By spring of 2025, <b>54%</b> of students will be at or above the 50th percentile in MAP Mathematics from a spring 2024 baseline of <b>48.1%</b> .	<b>48.1%</b>	39.2%	45.2%	<i>54%</i>
Indian Knoll	By spring of 2025, <b>62.3%</b> of students will be at or above the 50th percentile in MAP Mathematics from a spring 2024 baseline of <b>55.7%</b> .	<b>55.7%</b>	39%	47.6%	<i>62.3%</i>
Turner	By spring of 2025, <b>62%</b> of students will be at or above the 50th percentile in MAP Mathematics from a spring 2024 baseline of <b>55%</b> .	<b>55.0%</b>	38.6%	46.9%	<i>62%</i>
Wegner	By spring of 2025, <b>48.5 %</b> of students will be at or above the 50th percentile in MAP Mathematics from a spring 2024 baseline of <b>42.7%</b> .	<b>42.7%</b>	34.3%	38%	<i>48.5%</i>
Leman Middle	By spring of 2025, <b>47%</b> of students will be at or above the 50th percentile in MAP Mathematics from a spring 2024 baseline of <b>37.4%</b> .	<b>37.4%</b>	35.4%	39.4%	<i>47%</i>

# NWEA MAP Math (Fall to Winter)

NWEA MAP Math (50th Percentile)





# Mathematics Goals: Strategy & Actions

## District Focus Area: Guided Math

- Guided math walkthrough checklist
- Embedded fact fluency
- Data driven guided math groups
- Differentiated guided math training for teachers

# Building Culture Goals

School	SMART Goal including baseline	Spring Results 2024	Spring Goals 2025
<b>Pioneer Preschool</b>	By spring 2025, the score on the 'Collaborative Teachers' category of the 5 Essentials Survey will increase to an average score of <b>50</b> from a Spring 2024 average score of <b>32.5</b> .	<b>32.5</b>	<i>50</i>
<b>Currier</b>	By Spring 2025, the score on the 'Ambitious Instruction' category of the 5Essentials survey will increase to a score of <b>50</b> from a Spring 2024 score of <b>39</b> .	<b>39</b>	<i>50</i>
<b>Gary</b>	By Spring 2025, the score on the 'Ambitious Instruction' category of the 5Essentials survey will increase to a score of <b>60</b> from a Spring 2024 score of <b>47</b> .	<b>47</b>	<i>60</i>
<b>Indian Knoll</b>	By Spring 2025, the score on the 'Collaborative Teachers' category of the 5 Essentials Survey will increase to a score of <b>45</b> from a Spring 2024 score of <b>34</b> .	<b>34</b>	<i>45</i>
<b>Turner</b>	By Spring 2025, the Essential 'Collaborative Teachers' will increase to a score of <b>60</b> from a Spring 2024 score of <b>39</b> .	<b>39</b>	<i>60</i>
<b>Wegner</b>	By Spring 2025, the score on the 'Collaborative Teachers' category of the 5Essentials survey will increase to a score of <b>45</b> from a Spring 2024 score of <b>37</b> .	<b>37</b>	<i>45</i>
<b>Leman Middle</b>	By Spring 2025, the score on the 'Supportive Environment' category of the 5Essentials survey will increase to a score of <b>41</b> from a Spring 2024 score of <b>31</b> .	<b>31</b>	<i>41</i>

# Culture Goals: Strategies & Actions

## Effective Leaders and Involved Families (District)

- Faculty Advisory Council Work
- Get Involved, D33

## Ambitious Instruction (Currier, Gary, PreK)

- Quality Student Discussion
- Accountable Talk

## Collaborative Teachers (Indian Knoll, Turner, Wegner)

- Collaboration Walks

## Supportive Environment (Leman)

- Combining Principal Advisory with the PBIS Committee
- Student Voice

# Portrait of a Graduate

## PORTRAIT OF A GRADUATE

Clear communicator  
Collaborator  
Critical thinker &  
problem-solver  
Empathetic



Culturally  
Resilient  
Technologically  
adaptable  
Advocate

## Retrato de Un Graduado

Comunicador claro  
Flexible  
Se adapta  
a la tecnología  
Colaborador



Culturalmente  
Aboga por sí mismo  
Empático  
Razonador crítico  
de problemas

# School SIP Plans

**Birth to 3**

**Pioneer Preschool**

**Carrier Elementary**

**Gary Elementary**

**Indian Knoll Elementary**

**Turner Elementary**

**Wegner Elementary**

**Leman Middle School**



WEST CHICAGO  
ELEMENTARY  
SCHOOLS

*Together for Excellence  
¡Juntos por la Excelencia!*





WEST CHICAGO  
ELEMENTARY SCHOOLS

*Together for Excellence ★ ¡Juntos por la Excelencia!*

# D33 AAPPL Scores



WEST CHICAGO  
ELEMENTARY  
SCHOOLS

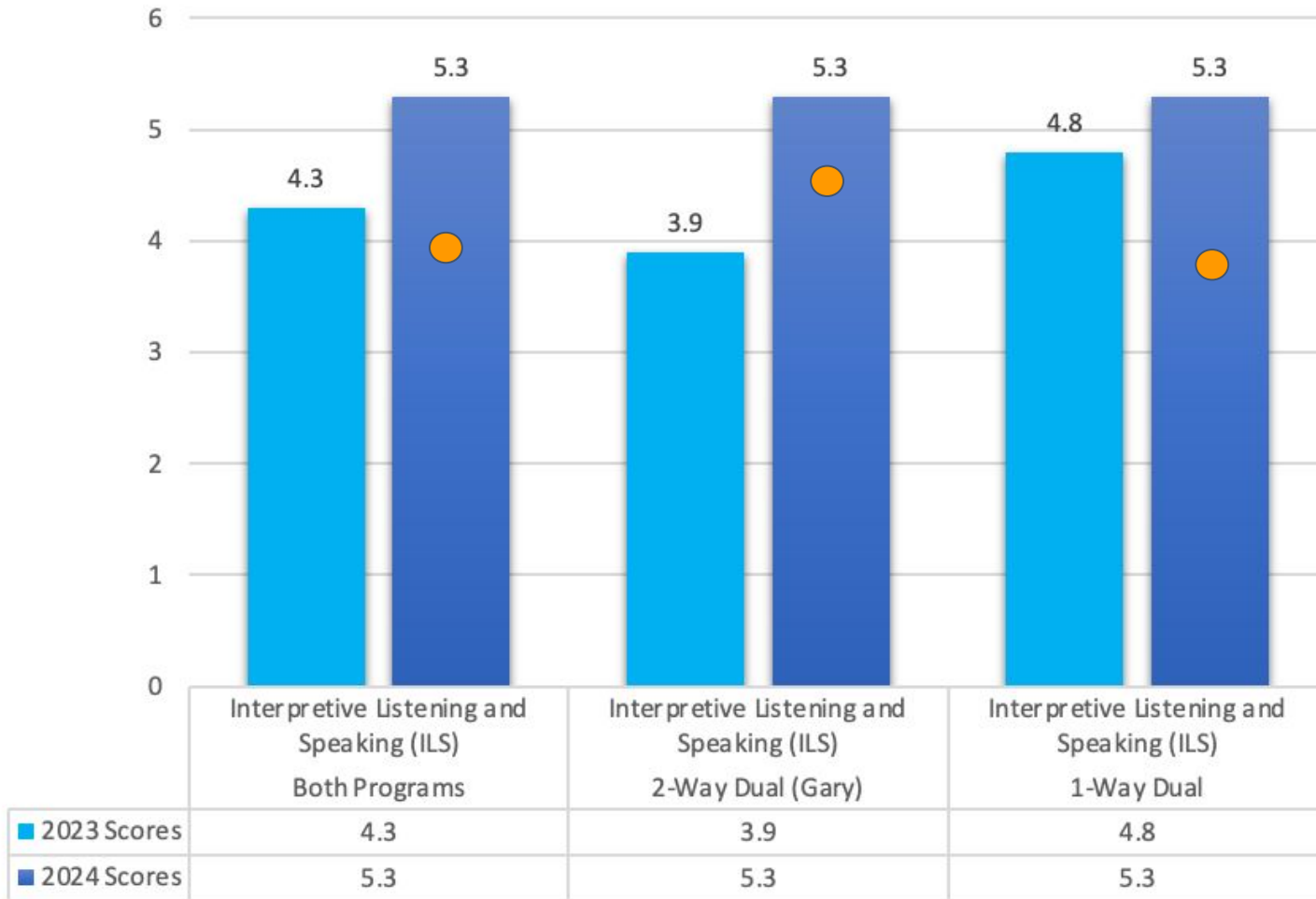
*Together for Excellence  
¡Juntos por la Excelencia!*

# D33 Students Tested

<u>School</u>	<u>Program</u>	<u># of Students</u>
Currier Elementary	1-Way Dual	128
Gary Elementary	2-Way Dual	201
Indian Knoll Elementary	1-Way Dual	112
Turner Elementary	1-Way Dual	122
Wegner Elementary	1-Way Dual	117
Leman Middle	Adv Spanish	583

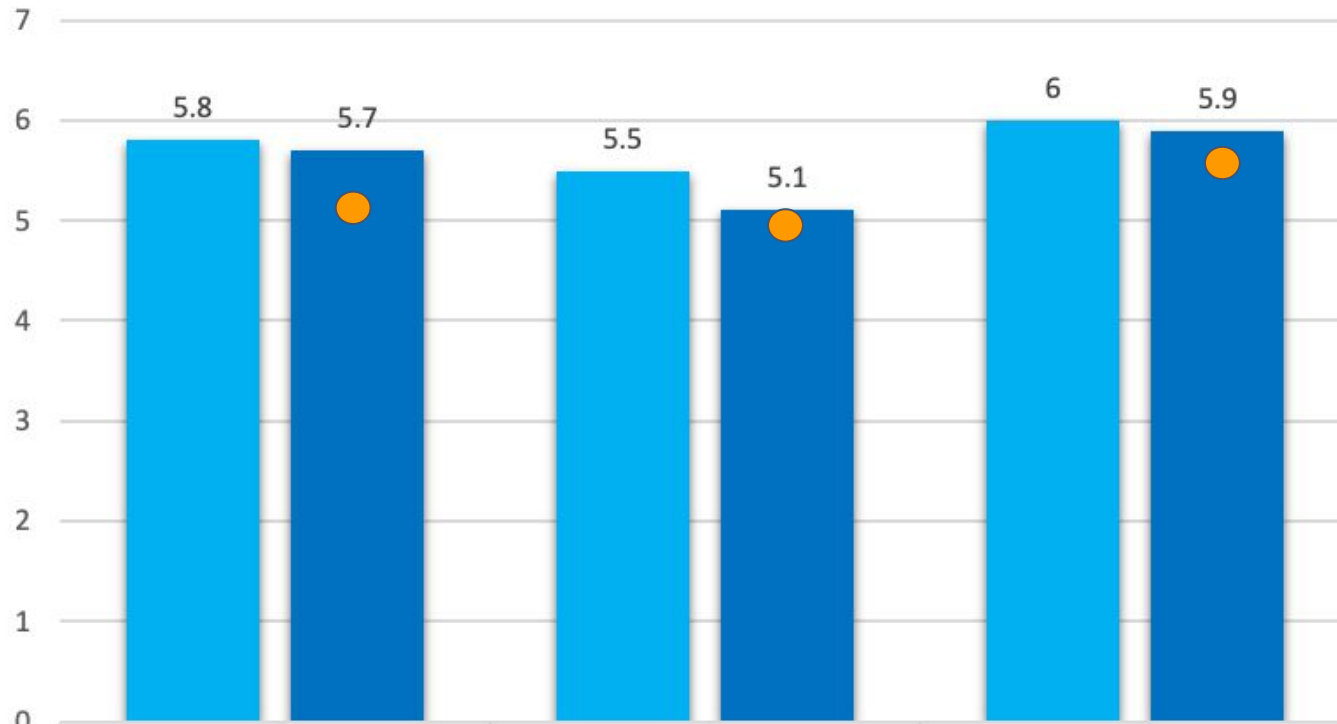
# Elementary (Grade 3)

## Grade 3: AAPPL Interpersonal Listening & Speaking



# Elementary (Grade 4)

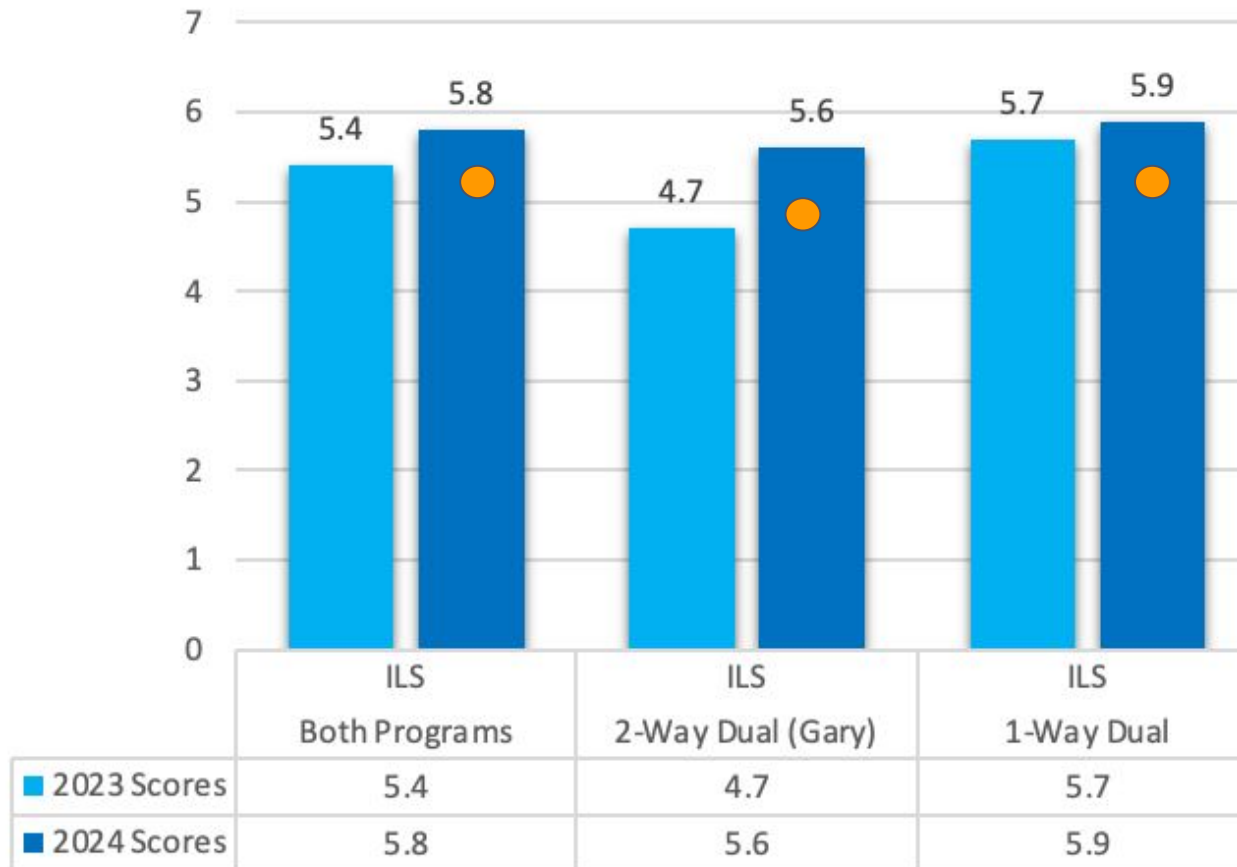
## Grade 4: AAPPL Interpersonal Listening & Speaking



	Interpersonal Listening & Speaking (ILS) Both Programs	Interpersonal Listening & Speaking (ILS) 2-Way Dual (Gary)	Interpersonal Listening & Speaking (ILS) 1-Way Dual
2023 Scores	5.8	5.5	6
2024 Scores	5.7	5.1	5.9

# Elementary (Grade 5)

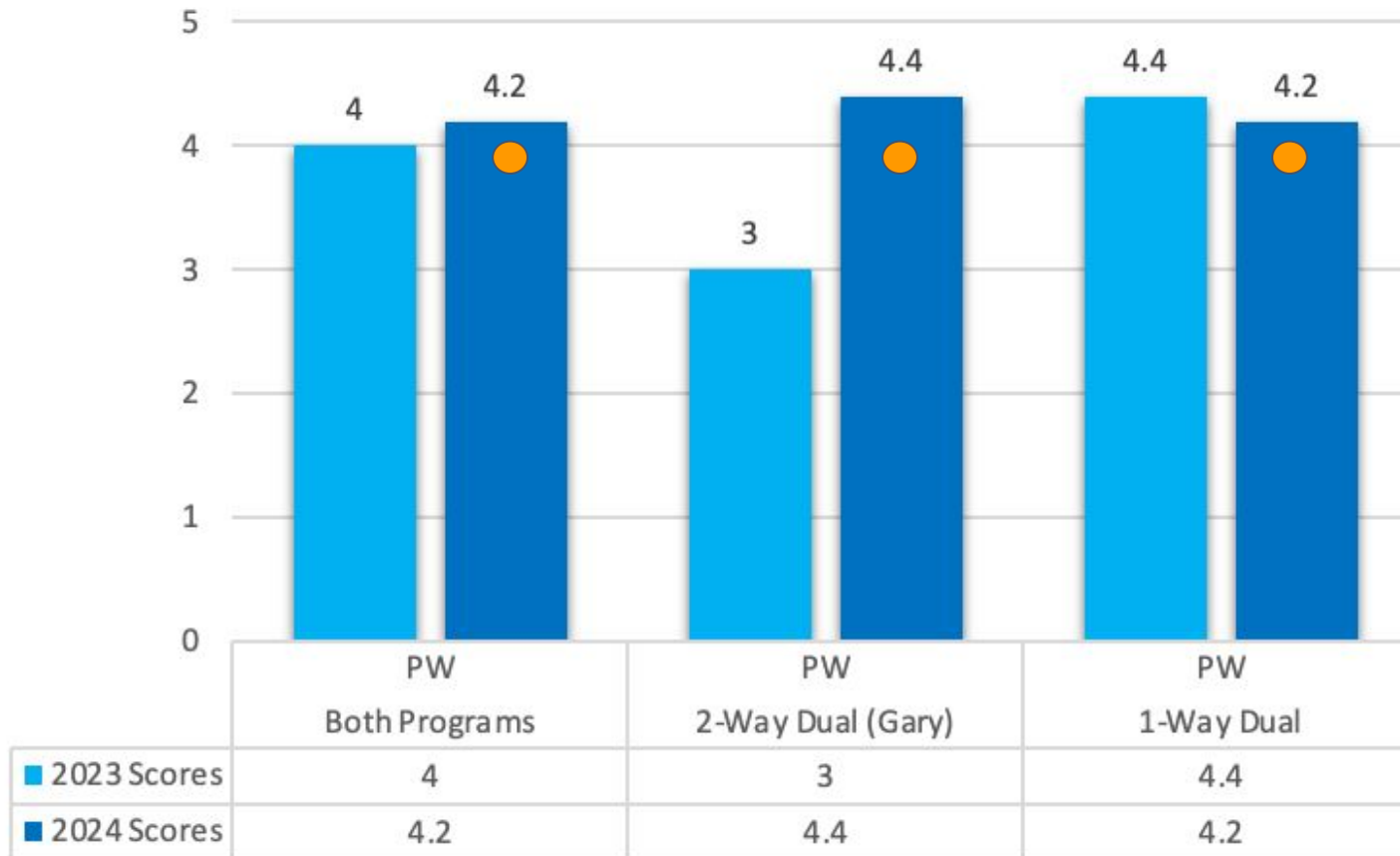
Grade 5: AAPPL  
Interpersonal Listening & Speaking





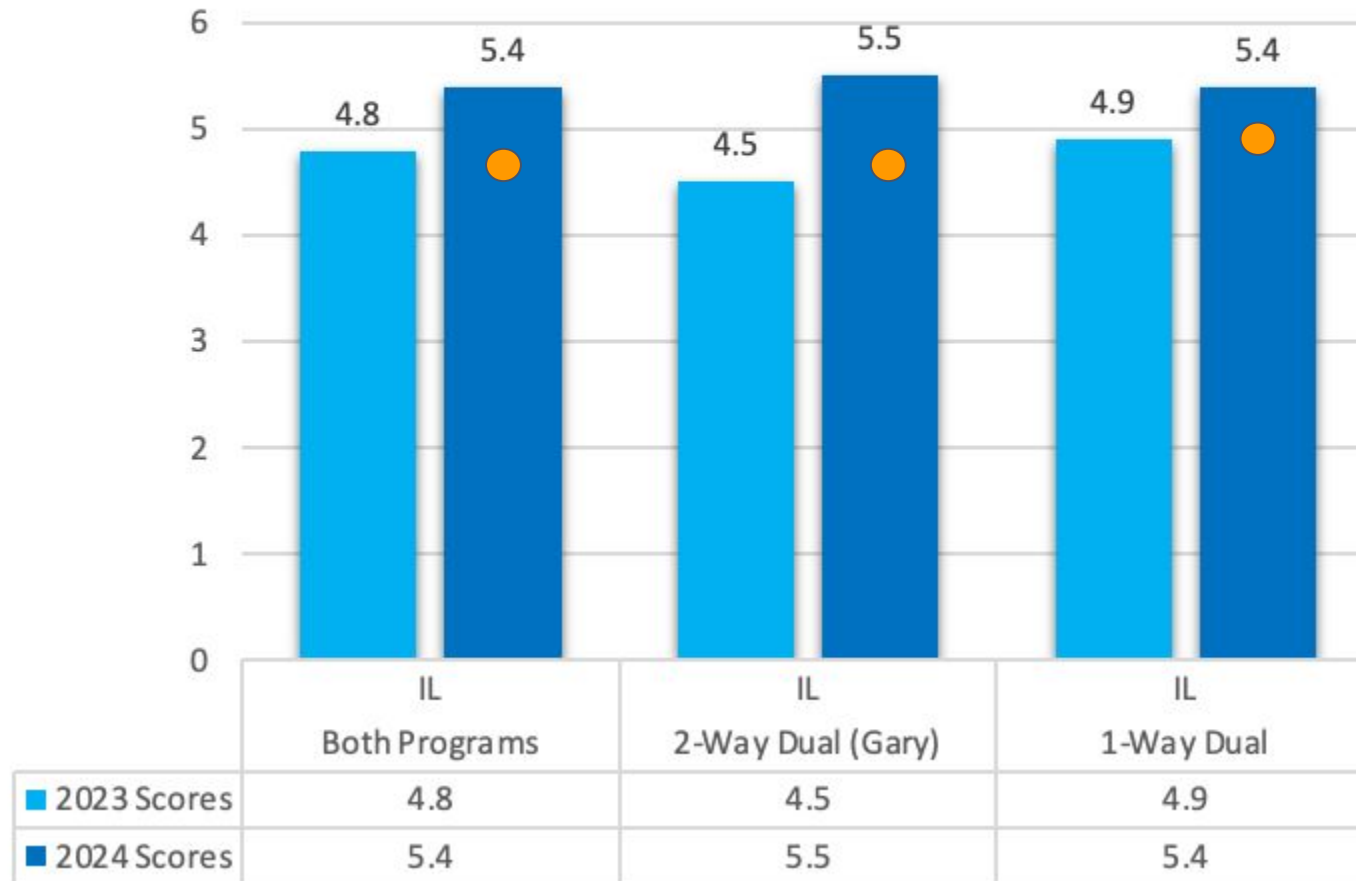
# Elementary (Grade 5)

## Grade 5: AAPPL Presentational Writing



# Elementary (Grade 5)

Grade 5: AAPPL  
Interpretive Listening



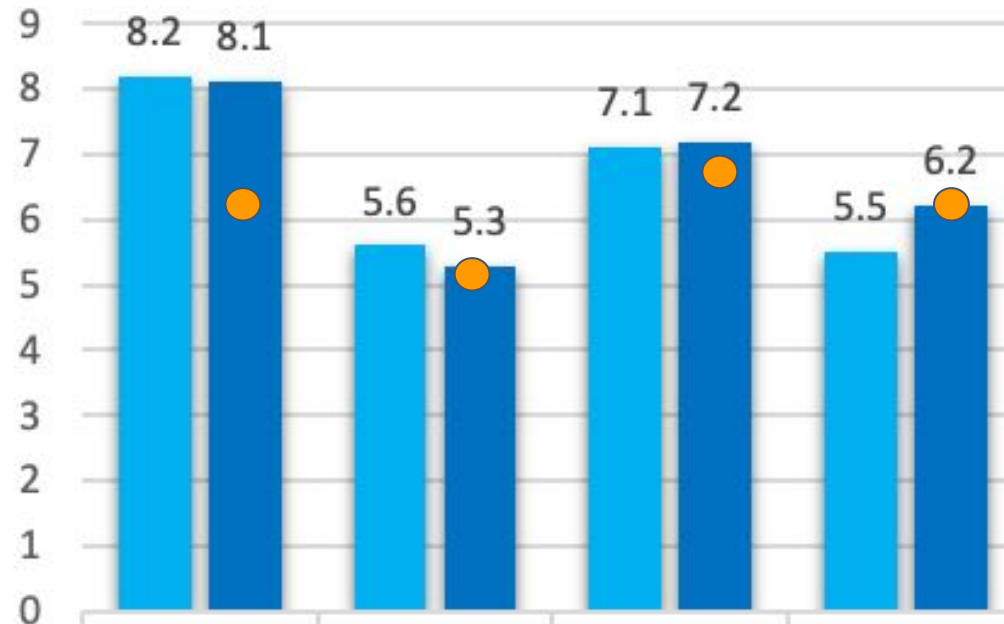
# Elementary (Grade 5)

## Grade 5: AAPPL Interpretive Reading



# Middle School Scores - Grade 6

## Grade 6: AAPPL Scores



■ 2023 Scores	8.2	5.6	7.1	5.5
■ 2024 Scores	8.1	5.3	7.2	6.2

■ 2023 Scores ■ 2024 Scores

### KEY

ILS - Interpretive Listening and Speaking

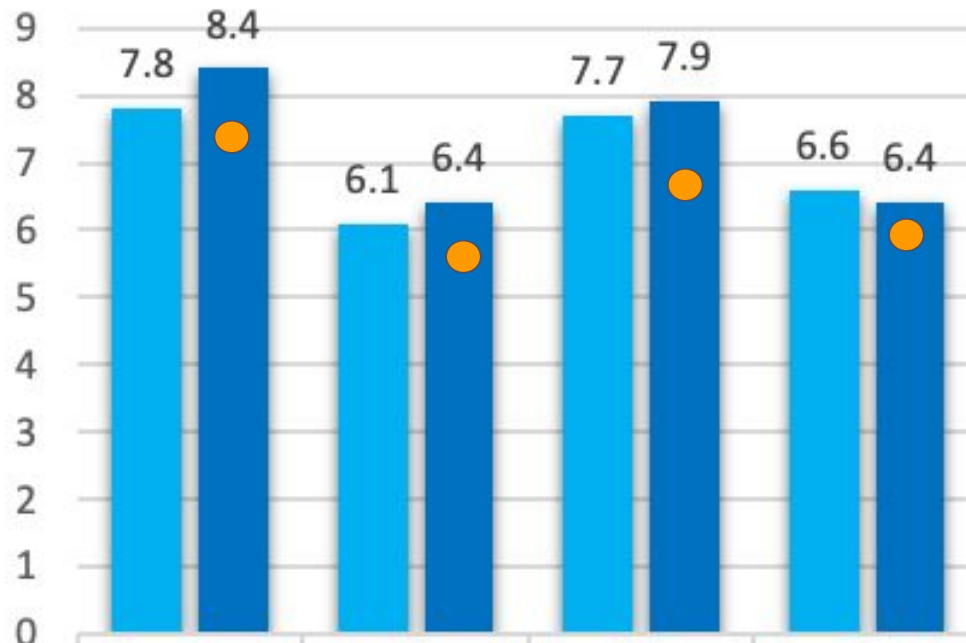
PW - Presentational Writing

IL - Interpretive Listening

IR - Interpretive Reading

# Middle School Scores - Grade 7

## Grade 7: AAPPL Scores



	ILS	PW	IL	IR
2023 Scores	7.8	6.1	7.7	6.6
2024 Scores	8.4	6.4	7.9	6.4

■ 2023 Scores ■ 2024 Scores

### KEY

ILS - Interpretive Listening and Speaking

PW - Presentational Writing

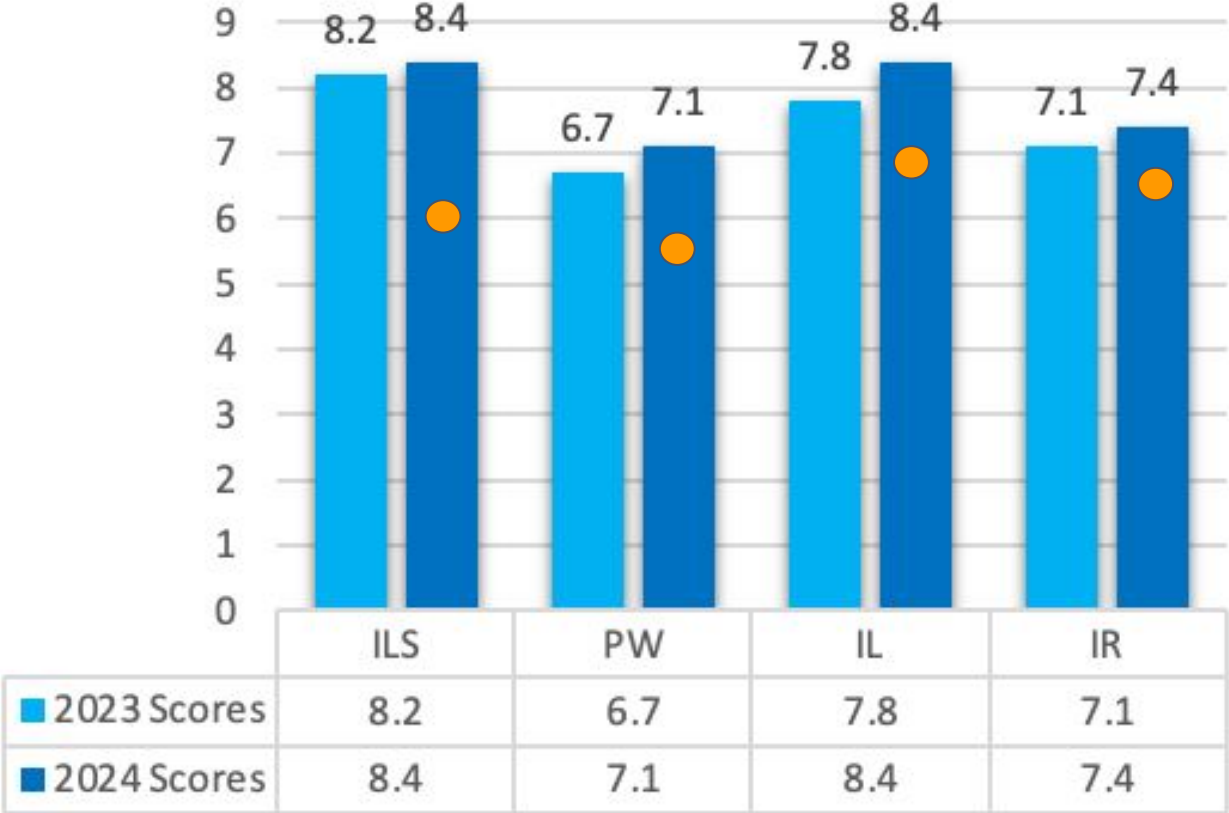
IL - Interpretive Listening

IR - Interpretive Reading



# Middle School Scores - Grade 8

### Grade 8: AAPPL Scores



**KEY**

- ILS - Interpretive Listening and Speaking
- PW - Presentational Writing
- IL - Interpretive Listening
- IR - Interpretive Reading

# Leman Middle School - AAPPL Scores

- 69 Leman students received a score of 15 or higher on all 4 tests already.
- 106 Leman students received a score of 15 or higher on 3 out of 4 tests.
- In the past 2 years, 48 students have received the Seal of Biliteracy at West Chicago Community High School. 32 students were former D33 students (71%).

ACTFL PROFICIENCY GUIDELINES	ACTFL PERFORMANCE SCALE	AAPPL PERFORMANCE SCORE	FORM
Advanced Low	Advanced	A-1	B
Intermediate High		I-5	
Intermediate Mid	Intermediate	I-4	A and E
Intermediate Mid		I-3	
Intermediate Mid		I-2	
Intermediate Low		I-1	
Novice High	Novice	N-4	
Novice Mid		N-3	
Novice Mid		N-2	
Novice Low		N-1	

# Thank you!



**WEST CHICAGO  
ELEMENTARY SCHOOLS**

*Together for Excellence ★ ¡Juntos por la Excelencia!*