

Expenses for Period of April 2024
Fiscal Year 2023 - 2024

Head Start Expense by Function

	Function	Expense Amount	Percentage of Expense
Function 11	Instructional	\$ 138,726	80.6%
Function 12	Library	\$ 6,662	3.9%
Function 13	Staff Development	\$ 3,466	2.0%
Function 21	Instructional Leadership	\$ 4,500	2.6%
Function 23	School Leadership	\$ 3,755	2.2%
Function 31	Counseling Services	\$ 9,741	5.7%
Function 32	Social Work Services	\$ 2,678	1.6%
Function 33	Health Services	\$ -	0.0%
Function 51	Maintenance	\$ -	0.0%
Function 61	Community Services	\$ 2,618	1.5%
Program Total:		\$ 172,146	100%

Head Start Expense by Category

	Category	Expense Amount	Percentage of Expense
6100	Payroll	\$ 136,927	79.5%
6200	Registrations, Contracted Services	\$ 2,221	1.3%
6298	Substitutes	\$ 9,354	5.4%
6300	Supplies	\$ 22,780	13.2%
	Staff Development, Classroom		
6400	Snacks	\$ 864	0.5%
6600	Capital Assets	\$ -	0.0%
Program Total:		\$ 172,146	100%

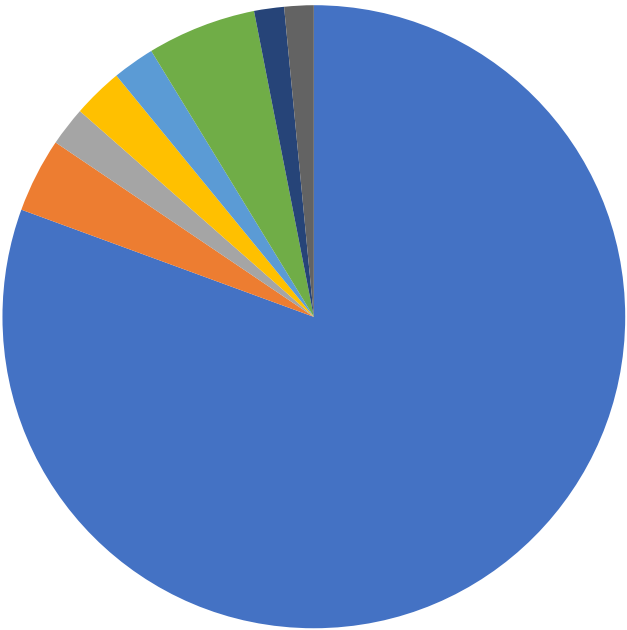
Year to Date Expenses Through April 2024

Fiscal Year 2023 - 2024

Head Start Expense by Category

Category	Expense Amount	Percentage of Expense
6100 Payroll	\$ 1,026,765	89.8%
6200 Registrations, Contracted Services	\$ 5,802	0.5%
6298 Substitutes	\$ 43,940	3.8%
6300 Supplies	\$ 58,284	5.1%
Staff Development, Classroom		
6400 Snacks	\$ 8,210	0.7%
6600 Capital Assets	\$ -	0.0%
Program Total: \$ 1,143,001		100%

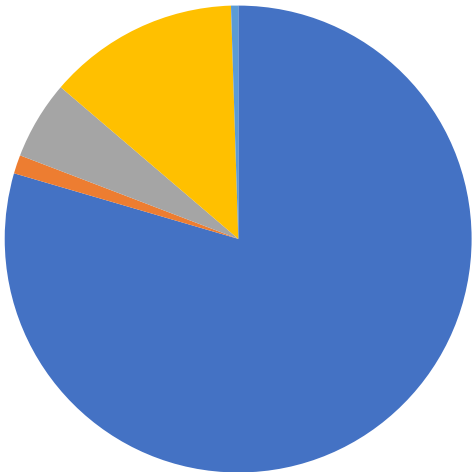
Period Expenses by Function



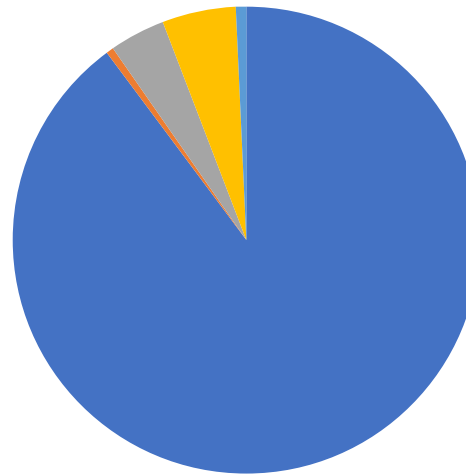
- Instructional
- Library
- Staff Development
- Instructional Leadership
- School Leadership
- Counseling Services
- Social Work Services
- Health Services
- Community Services

Period Expenses by Object

- 6100 Payroll
- 6200 Registrations, Contracted Services
- 6298 Substitutes
- 6300 Supplies
- 6400 Staff Development, Classroom Snacks
- 6600 Capital Assets



Year to Date Expenses Through April 2024



■ 6100 Payroll

■ 6298 Substitutes

■ 6400 Staff Development, Classroom Snacks

■ 6200 Registrations, Contracted Services

■ 6300 Supplies

■ 6600 Capital Assets