

**Communities In Schools**  
HELPING KIDS  
PREPARE FOR LIFE

**Communities In Schools**

ECISD ANNUAL REPORT

---

---

---

---

---


---

---

---

*Mission Statement*

Investing in youth is key to securing a successful future. CISPB connects young people to pertinent resources empowering them for success in school and beyond.



**Communities In Schools**  
HELPING KIDS  
PREPARE FOR LIFE

---

---

---

---

---

---

---

---

*Our Focus*

- Academics
- Behavior
- Attendance
- Increased Parental and Family Involvement\*
- Staying in School and Graduating

\* Targeted Family Involvement Programs – Monthly Parent Meetings, PS I Love You, Parent Nights

---

---

---

---

---

---

---

---

### 2010 Board of Directors

Executive Committee

- President Don Carlton (City of Odessa)
- Vice President Rebecca Nicholson (Merrill Lynch)
- Treasurer Amber Sumaya (Grande Comm)
- Secretary Liz Zenteno (Midland College)

Board Members:

- Brandi Alexander Sande Melton
- Angie Bell Casey Ritchie
- Dolores Cano David P. Shipman
- Brooks Landgraf Diane Mata
- Dawn Parnell (Executive Director)

---

---

---

---

---

---

---

---

### Campuses Served

- Bonham JS \*
- Crockett JS
- Ector JS
- Hood JS
- Odessa HS
- Permian HS

\* Bonham is a new CIS campus for 09-10

---

---

---

---

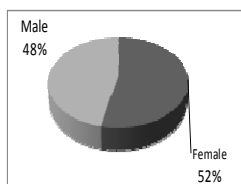
---

---

---

---

### Student Total - 536



---

---

---

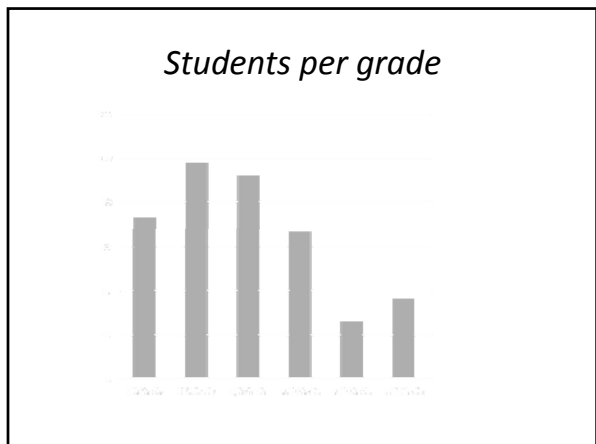
---

---

---

---

---




---

---

---

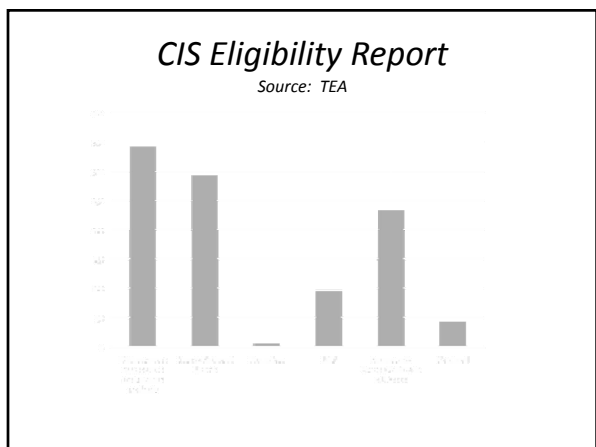
---

---

---

---

---




---

---

---

---

---

---

---

---

### Ector County ISD

Hours Service (direct and indirect by Component)	
Component	Hours
Career Awareness/Employment	44.75
Supportive Guidance	434.00
Health & Human Services	130.25
Parental Involvement	105.50
Enrichment	48.50
Educational Enhancement	367.50
Case Management	545.00
<b>Grand Total</b>	<b>1675.50</b>

---

---

---

---

---

---

---

---

***DISTRICT LEVEL STATISTICS***

- Academics - 275 of 484 students showed improvement
- Attendance – 214 of 321 students showed improvement
- Behavior –93 of 136 students showed improvement
- Social Services – 42 of 48 students showed improvement

---

---

---

---

---

---

---

---

***DISTRICT LEVEL STATISTICS***

- Graduation Rate - 22 of 38 students eligible to graduate graduated (57.89%).
- Stay in School Rate - 477 of 491 students served (97.15%) remained in school



---

---

---

---

---

---

---

---

***ADDITIONAL SERVICES PROVIDED***

- College Campus Visits
- Parental Involvement
- Service & Charitable Activities
- Girls & Boys Groups (targeting many issues)
- Career Exploration
- Tutoring
- Mentoring
- Enrichment Activities
- Drug, Alcohol & Gang Prevention
- Connections to Local Community Organizations and Service Partners

---

---

---

---

---

---

---

---

QUESTIONS



---

---

---

---

---

---

---

---