

# CELINA ISD

## YTD General Fund Revenue Overview

### November 2025

## Local Revenue

**\$2,943,705**

5.59% of Budget

## State Revenue

**\$15,191,185**

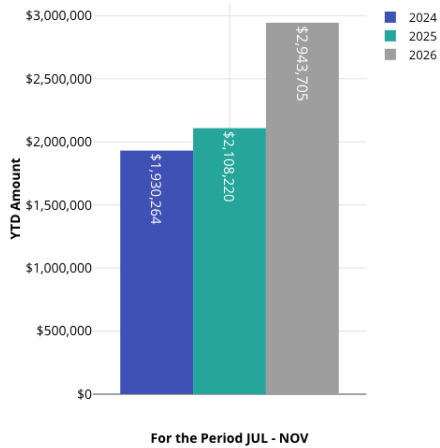
83.60% of Budget

## Federal Revenue

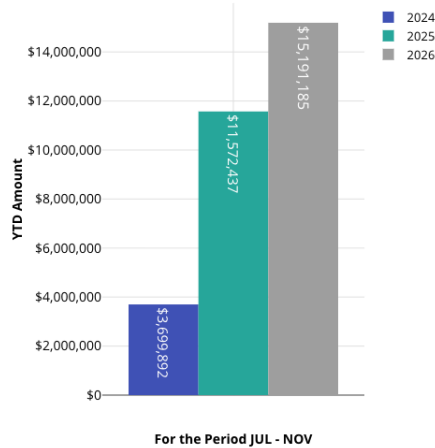
**\$21,815**

24.24% of Budget

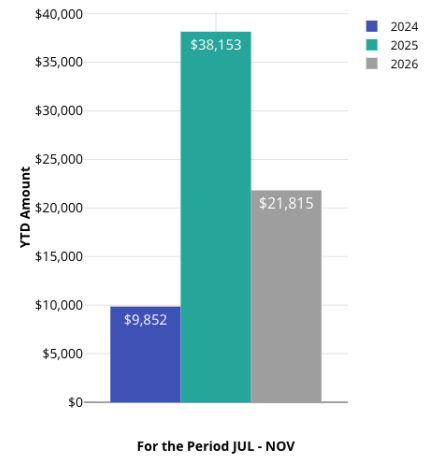
Local Revenue



State Revenue



Federal Revenue



	Previous Year YTD Amount	Current Year YTD Amount	Annual Budget	% YTD Budget
<b>LOCAL REVENUE</b>				
5711 TAXES, CURRENT YEAR	\$1,151,135	\$1,969,763	\$48,922,025	4.03%
5712 TAXES, PRIOR YEAR	\$164,182	\$228,692	\$1,076,079	21.25%
5742 EARNINGS ON INVESTMENT	\$185,452	\$251,648	\$476,500	52.81%
ALL OTHER LOCAL REVENUE	\$607,451	\$493,602	\$2,164,671	22.80%
<b>TOTAL LOCAL REVENUE</b>	<b>\$2,108,220</b>	<b>\$2,943,705</b>	<b>\$52,639,274</b>	<b>5.59%</b>
<b>STATE REVENUE</b>				
5811 PER CAPITA APPORTIONMENT	\$538,945	\$1,406,738	\$2,692,579	52.25%
5812 FSP FORMULA FOUNDATION	\$9,937,840	\$13,784,447	\$11,949,089	115.36%
5829 STATE PRGM DIST BY TEA	\$0	\$0	\$0	0.00%
5831 TRS ON-BEHALF	\$1,095,652	\$0	\$3,529,527	0.00%
ALL OTHER STATE REVENUE	\$0	\$0	\$0	0.00%
<b>TOTAL STATE REVENUE</b>	<b>\$11,572,437</b>	<b>\$15,191,185</b>	<b>\$18,171,195</b>	<b>83.60%</b>
<b>TOTAL FEDERAL REVENUE</b>	<b>\$38,153</b>	<b>\$21,815</b>	<b>\$90,000</b>	<b>24.24%</b>
<b>TOTAL REVENUE</b>	<b>\$13,718,809</b>	<b>\$18,156,706</b>	<b>\$70,900,469</b>	<b>25.61%</b>
7000 OTHER FINANCING SOURCES	\$0	\$0	\$0	0.00%
<b>TOTAL REVENUE AND OTHER FINANCING SOURCES</b>	<b>\$13,718,809</b>	<b>\$18,156,706</b>	<b>\$70,900,469</b>	<b>25.61%</b>

**Revenue Insight:**

General Fund revenues totaled \$4,401,239 in November 2025, which is \$2,660,126 or 152.8% more than the amount received last year for this month. The year over year difference is driven by an increase in 5800-5899 State Program Revenues of \$2,295,713, an increase in 5700-5799 Local and Intermediate Sources of \$371,311, and a decrease in 5900-5999 Federal Program Revenues of -\$6,898.