

February 2015

Derby Public Schools

Performance Dashboard

Irving School

Jennifer Olson, Principal

“People without information cannot act. People with information cannot help but act.”

Ken Blanchard



Promotion:

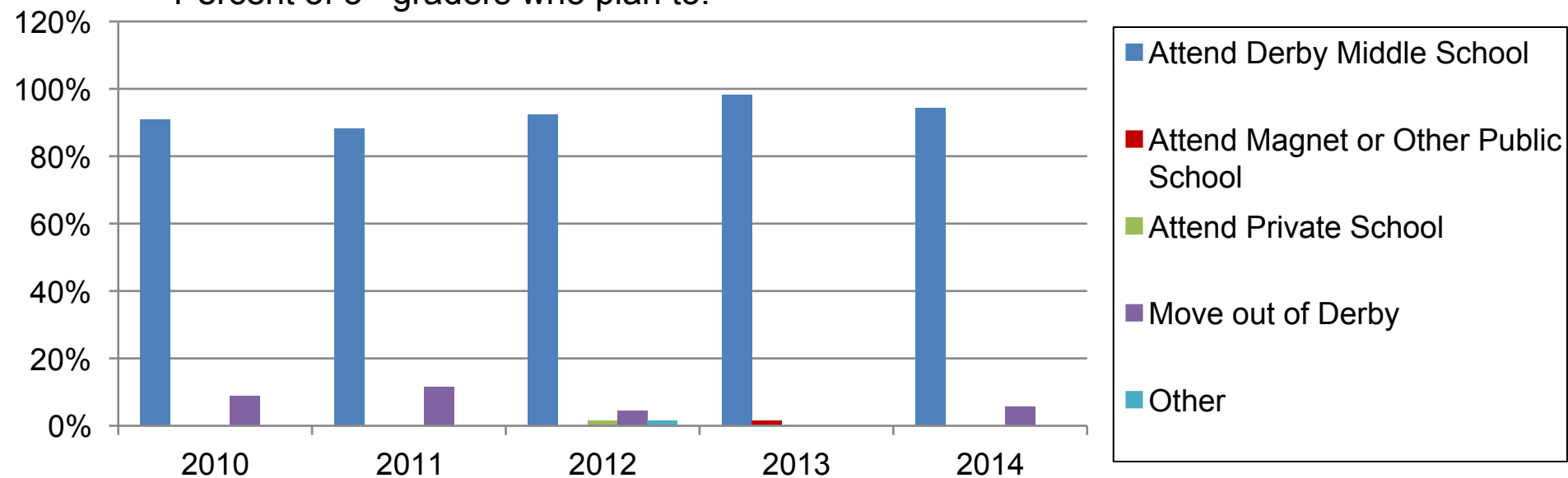
Irving School

Percent of students promoted

	K	1	2	3	4	5
June, 2014	100%	98%	100%	100%	100%	100%
June, 2013	100%	99%	98%	100%	100%	100%
June, 2012	97%	97%	100%	100%	100%	100%
June, 2011	99%	100%	100%	100%	100%	100%
June, 2010	99%	100%	98%	100%	100%	100%
June, 2009	99%	100%	100%	100%	100%	100%

Departing 5th Grader Plans

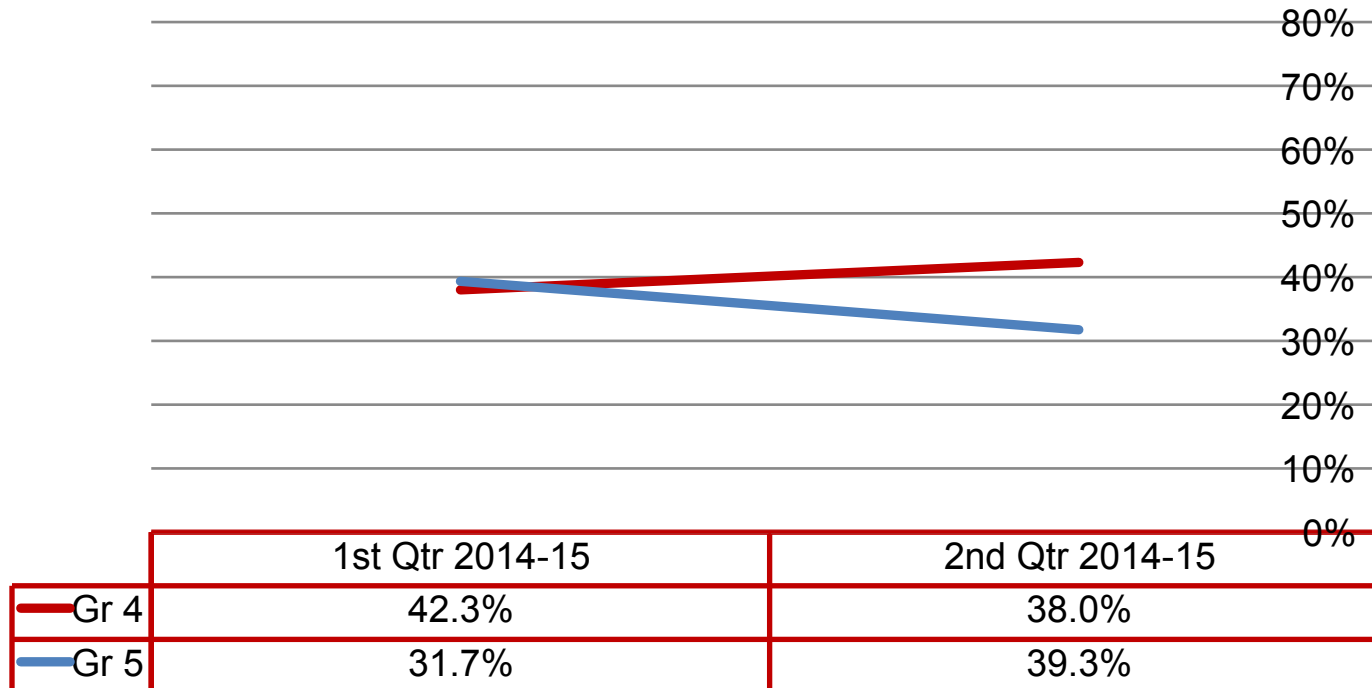
Percent of 5th graders who plan to:



Quarterly Data

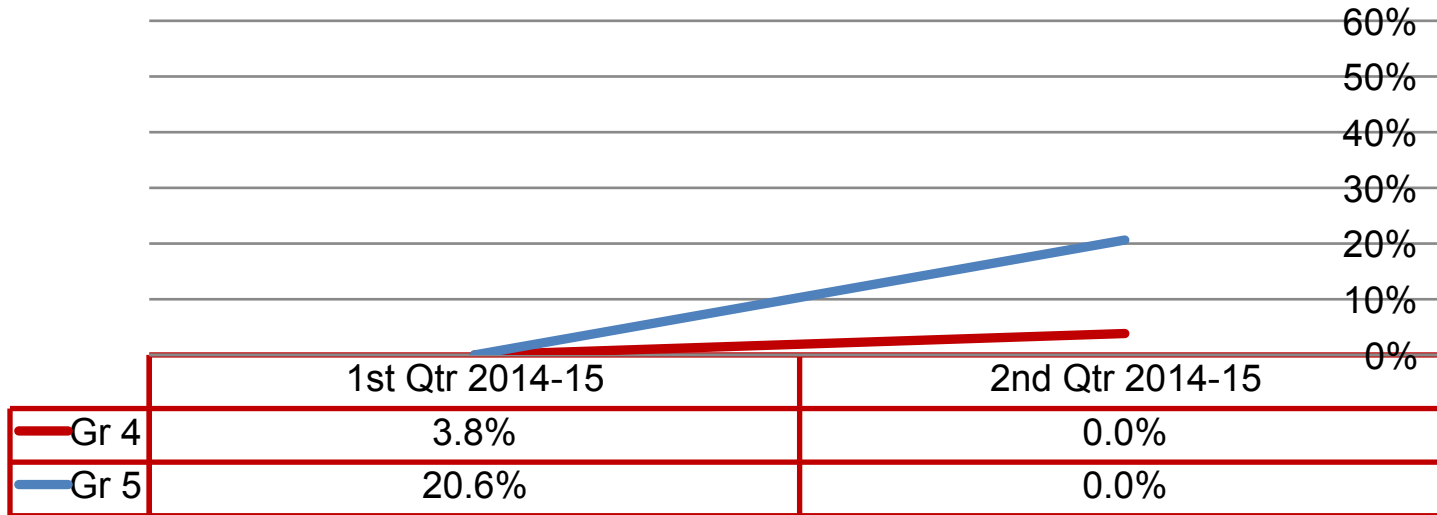
High Grades

Percent of students earning A+, A, A-, B+, B, B- in all subject areas:



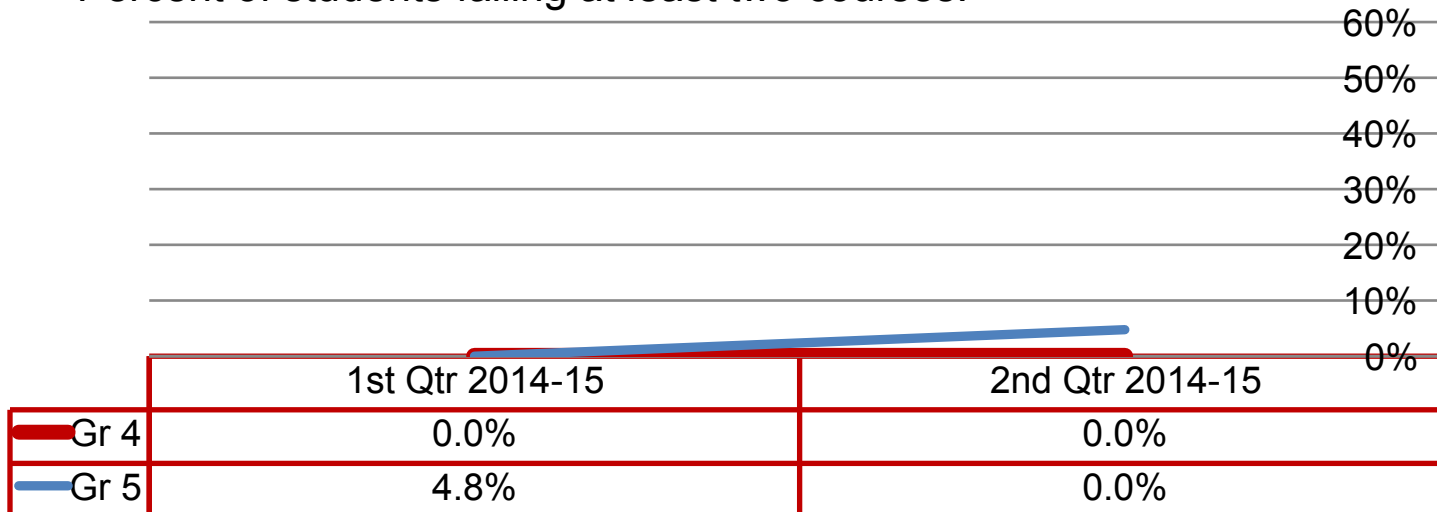
Failing Grades

Percent of students failing at least one course:



Failing Grades

Percent of students failing at least two courses:



Monthly Data

Irving School

Enrollment – 1st of the month

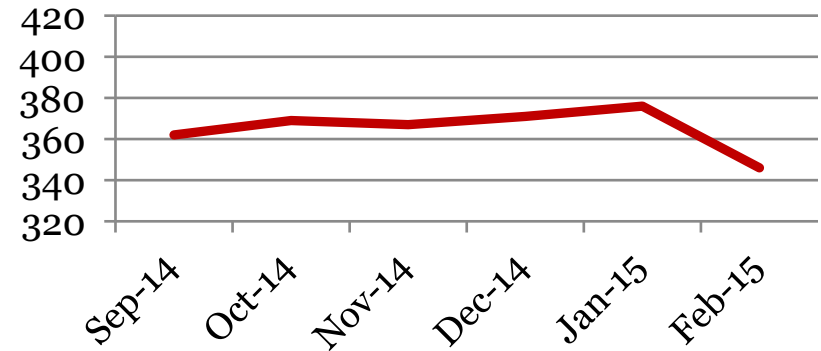
	PK	K	1	2	3	4	5	Total
Feb-15	0	56	54	59	61	53	63	346
Jan-15	24	56	56	61	63	53	63	376
Dec-14	24	54	55	60	63	52	63	371
Nov-14	23	55	55	59	63	51	61	367
Oct-14	21	54	58	61	63	50	62	369
Sep-14	18	52	58	59	63	51	61	362
Feb-14	24	56	64	67	46	63	54	374

Attendance – Students

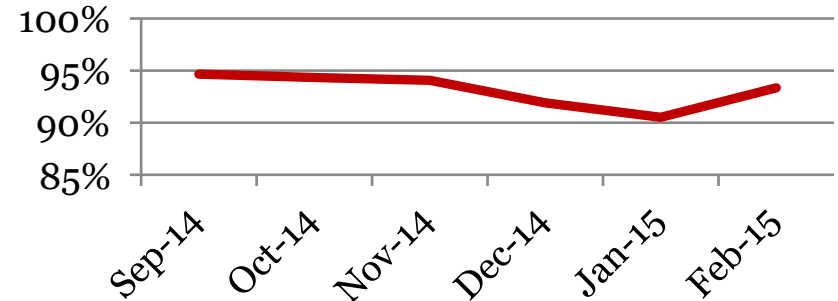
Average daily percent present:

	PK	K	1	2	3	4	5	Total
Feb-15	0	95	93	94	91	94	93	93
Jan-15	79	91	90	93	91	92	91	91
Dec-14	83	93	93	92	94	91	93	92
Nov-14	81	97	94	95	94	95	94	94
Oct-14	88	95	93	94	96	94	95	94
Sep-14	92	96	94	95	96	95	94	95
Feb-14	90	93	93	95	93	95	97	94

Total Student Enrollment



Total Student Attendance



Tardies

Average daily percent tardy:

	PK	K	1	2	3	4	5	Total
Feb-15	0	1	2	1	1	1	1	1
Jan-15	1	1	2	2	1	1	1	1
Dec-14	2	1	2	1	1	1	1	1
Nov-14	2	1	1	1	1	1	1	1
Oct-14	2	1	1	2	1	1	1	1
Sep-14	1	1	1	1	1	1	1	1
Feb-14	1	2	1	2	1	1	2	2

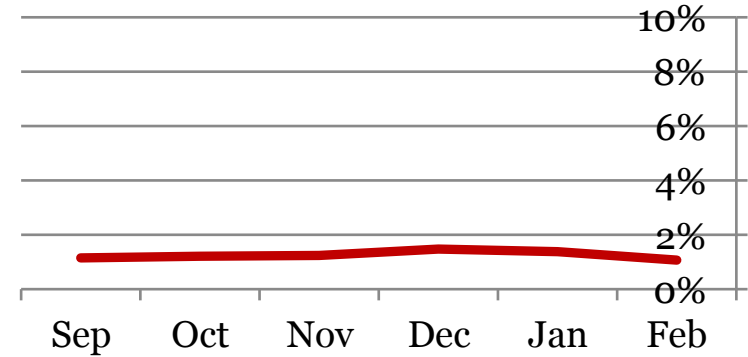
Tardies

Number of students tardy 5 or more days:

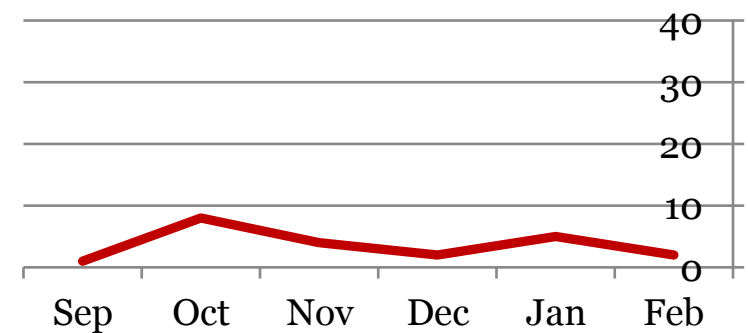
	PK	K	1	2	3	4	5	Total
Feb-15	0	0	1	0	0	1	0	2
Jan-15	1	0	0	2	1	0	1	5
Dec-14	1	0	0	0	1	0	0	2
Nov-14	1	0	2	0	1	0	0	4
Oct-14	1	0	4	1	1	1	0	8
Sep-14	1	0	0	0	0	0	0	1
Feb-14	0	0	0	1	1	0	0	2

Irving School

Total Student Tardies



Students over Threshold

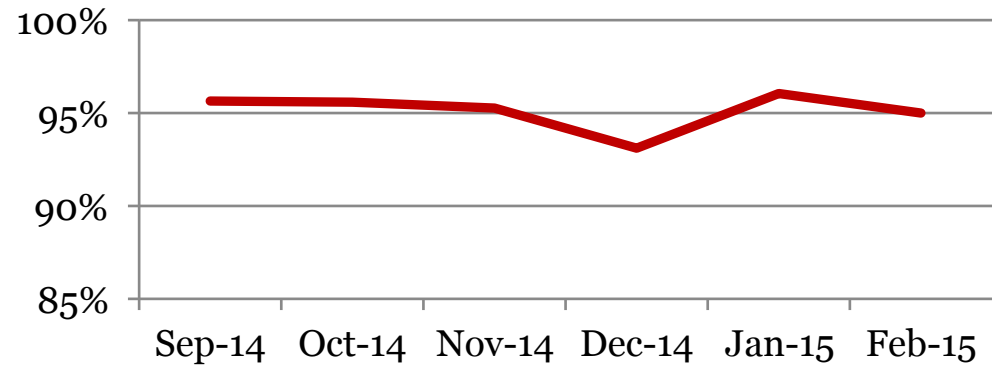


Attendance – Faculty

Average daily percent present:

	Total
Feb-15	95
Jan-15	96
Dec-14	93
Nov-14	95
Oct-14	96
Sep-14	96
Feb-14	92

Faculty Attendance



**This indicator reflects certified staff and does not include absences created by class trips, professional development, workman's comp and FMLA. However % may be reduced due to long term illness beyond FMLA.*

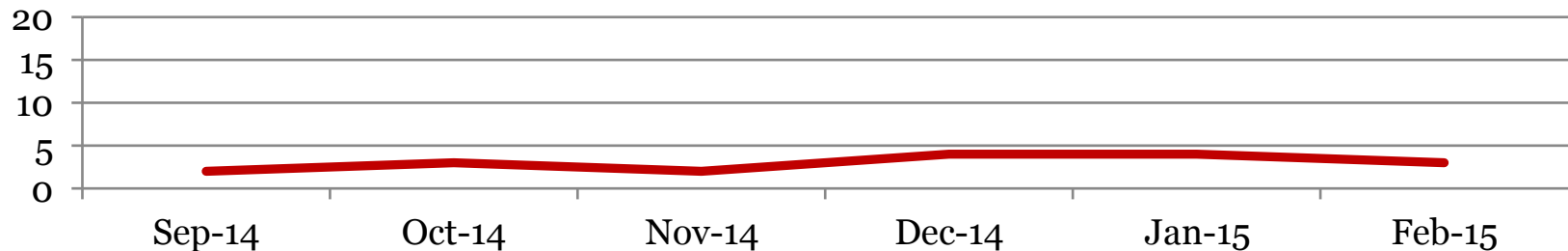
Suspensions – Out of School

Irving School

Number of student suspensions (total days of suspension):

	PK		K		1		2		3		4		5		Total	
Feb-15	0	(0)	0	(0)	0	(0)	2	(2)	1	(2)	0	(0)	0	(0)	3	(4)
Jan-15	0	(0)	2	(2)	0	(0)	0	(0)	0	(0)	2	(2)	0	(0)	4	(4)
Dec-14	0	(0)	0	(0)	1	(1)	2	(3)	0	(0)	1	(1)	0	(0)	4	(5)
Nov-14	0	(0)	0	(0)	0	(0)	2	(3)	0	(0)	0	(0)	0	(0)	2	(3)
Oct-14	0	(0)	0	(0)	0	(0)	1	(1)	0	(0)	2	(10)	0	(0)	3	(11)
Sep-14	0	(0)	0	(0)	0	(0)	0	(0)	0	(0)	0	(0)	2	(2)	2	(2)
Feb-14	0	(0)	1	(1)	3	(6)	0	(0)	0	(0)	0	(0)	0	(0)	4	(7)

Total Out of School Suspension




Suspensions – In School

Irving School

Number of student suspensions (total days of suspension):

	PK		K		1		2		3		4		5		Total	
Feb-15	0	(0)	0	(0)	0	(0)	0	(0)	0	(0)	0	(0)	0	(0)	0	(0)
Jan-15	0	(0)	0	(0)	0	(0)	0	(0)	0	(0)	0	(0)	0	(0)	0	(0)
Dec-14	0	(0)	0	(0)	0	(0)	1	(1)	0	(0)	0	(0)	0	(0)	1	(1)
Nov-14	0	(0)	0	(0)	0	(0)	0	(0)	0	(0)	0	(0)	0	(0)	0	(0)
Oct-14	0	(0)	0	(0)	0	(0)	0	(0)	0	(0)	0	(0)	0	(0)	0	(0)
Sep-14	0	(0)	0	(0)	0	(0)	0	(0)	0	(0)	0	(0)	0	(0)	0	(0)
Feb-14	0	(0)	0	(0)	0	(0)	0	(0)	0	(0)	0	(0)	0	(0)	0	(0)

Total In School Suspensions



Newly Enrolled Students

Irving School

	PK	K	1	2	3	4	5	Total
Feb-15	0	0	0	0	1	1	0	2
Jan-15	1	0	0	1	0	1	0	3
Dec-14	0	2	1	1	1	1	0	6
Nov-14	1	2	0	1	1	2	2	9
Oct-14	3	2	1	1	0	0	0	7
Sep-14	2	2	2	3	0	1	1	11
Summer-14	7	41	5	3	2	6	5	69
Feb-14	1	0	0	1	1	0	0	3

Departing Students

Students who have left the school during the month for any reason:

	PK	K	1	2	3	4	5	Total
Feb-15	0	1	0	3	2	0	1	7
Jan-15	0	0	2	2	1	1	0	6
Dec-14	0	0	0	0	1	0	0	1
Nov-14	0	1	0	0	1	0	0	2
Oct-14	0	0	4	3	0	0	1	8
Sep-14	0	0	2	0	0	1	0	3
Summer-14	1	2	6	3	7	4	6	29
Feb-14	0	0	2	0	0	1	1	4