



North Slope Borough School District

2021 Staff Survey

2021 School Climate & Connectedness Survey



Report created by
Panorama Education



Summary

Topic Description	Results	Comparison
Cultural Connectedness Perceptions of cultural identity, cultural responsiveness/sensitivity, and instructional equity. Higher scores are better because they reflect more favorable perceptions of cultural connectedness.	70% 0 since last survey	67% Participating Alaska Districts
Family and Community Involvement Reflects perceptions of families' and community members' degree of involvement in their school. Higher scores are better because they reflect more favorable perceptions of family and community involvement.	50% ▼ 12 since last survey	64% Participating Alaska Districts
Peer Climate Student Survey: Students' perceptions of how respectful and helpful students are to one another. Staff Survey: Staff perceptions of how respectful and helpful students are to one another, and towards their teachers. Prior to 2016, the staff scale was called Respectful Climate. Higher scores are better because they reflect more favorable perceptions of peer climate.	64% ▲ 21 since last survey	74% Participating Alaska Districts
School Climate During COVID-19	59%	62% Participating Alaska Districts
School Leadership and Involvement Staff perceptions of the decision making of school leaders, as well as the fairness of school rules.	71% ▲ 4 since last survey	76% Participating Alaska Districts
School Safety Student and staff perceptions of bullies and gangs at school, as well as community crime and violence that affect school life. Higher scores are better because they reflect more favorable perceptions of safety in schools and communities.	81% ▲ 15 since last survey	86% Participating Alaska Districts
Social and Emotional Learning	46% ▲ 2 since last survey	62% Participating Alaska Districts



Staff Beliefs

79%

▼ 6

since last survey

87%

Participating Alaska Districts

Staff to Staff Relationships

71%

▲ 2

since last survey

78%

Participating Alaska Districts

Staff to Student Relationships

68%

0

since last survey

78%

Participating Alaska Districts

Student Involvement

Student and staff perceptions of student participation in school governance. Higher scores are better because they reflect more favorable perceptions of student involvement.

50%

▲ 1

since last survey

57%

Participating Alaska Districts

Student Risk Behaviors: Delinquent Behaviors

Students and staff reported how often they observed students engage in delinquent behaviors at school and at school events within the past 12 months. Higher scores are better because they reflect more instances of "0 times" of delinquent behaviors.

62%

▲ 31

since last survey

67%

Participating Alaska Districts

Student Risk Behaviors: Drug and Alcohol Use

Observations of other students engaging in drug and alcohol use at school or school events within the past 12 months. Higher scores are better because they reflect more instances of "0 times" of drug and alcohol use.

82%

▲ 11

since last survey

92%

Participating Alaska Districts

Trauma Engaged Schools

65%

▲ 4

since last survey

70%

Participating Alaska Districts

132 responses



Cultural Connectedness

Your average

70%

132 responses

Change

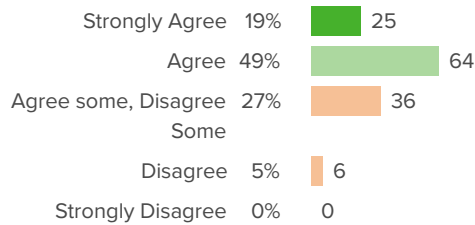
0

since last survey

State average: **67%** Participating Alaska Districts

How did people respond?

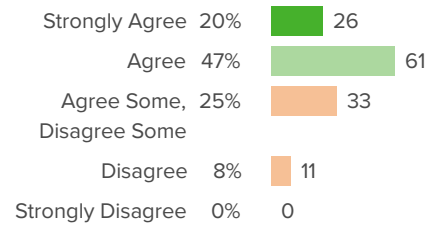
Q.1: Students in my school have a strong sense of belonging to their culture.



▲ **5** from last survey

Favorable: **68%**

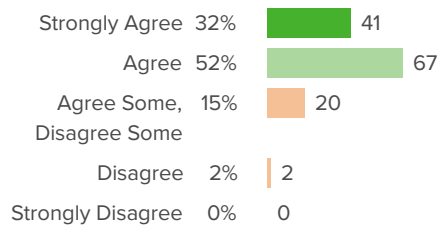
Q.2: In general, my culture is an important part of my self-image.



▼ **2** from last survey

Favorable: **66%**

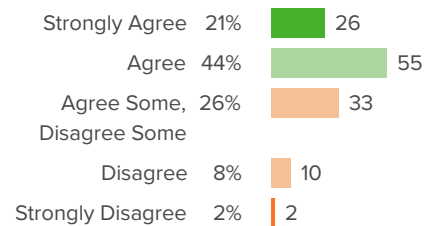
Q.3: This school values the language and cultures of students' families.



▼ **2** from last survey

Favorable: **83%**

Q.4: This school prioritizes closing the racial/ethnic achievement gap.

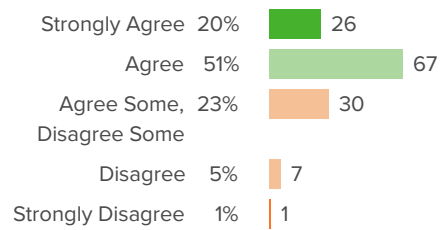


▼ **7** from last survey

Favorable: **64%**



Q.5: This school uses instructional materials that reflect the culture or ethnicity of its students.



▲ 8 from last survey

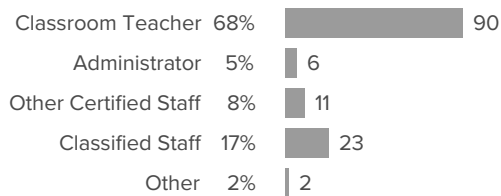
Favorable: **71%**



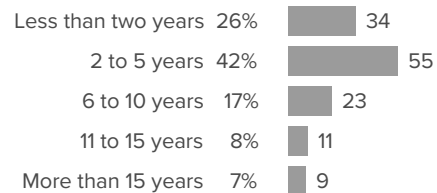
Demographics

How did people respond?

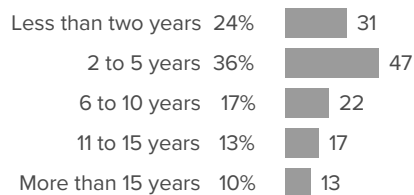
Q.1: What is your role in this school?



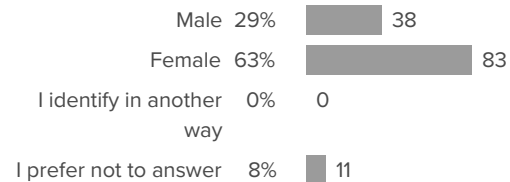
Q.2: How many years have you worked, in any position, in this school?



Q.3: How many years have you worked, in any position, in this district?

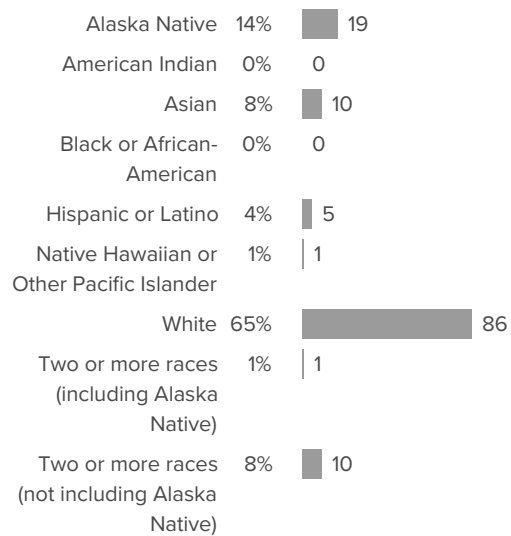


Q.4: How do you identify yourself?





Q.5: Which groups describe you best? (Choose all that apply)





Family and Community Involvement

Your average

50%

132 responses

Change

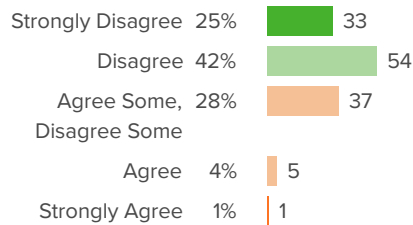
▼ **12**

since last survey

State average: **64%** Participating Alaska Districts

How did people respond?

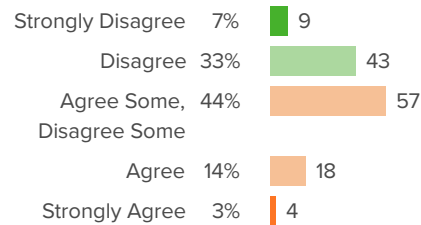
Q.1: This school does not involve parents in most school events or activities.



▼ **1** from last survey

Favorable: **67%**

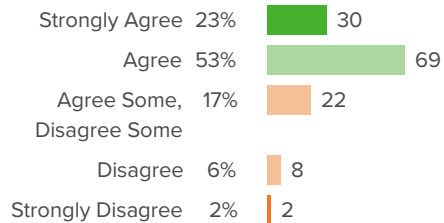
Q.2: At this school, it is difficult to overcome the cultural barriers between teachers and parents.



▼ **6** from last survey

Favorable: **40%**

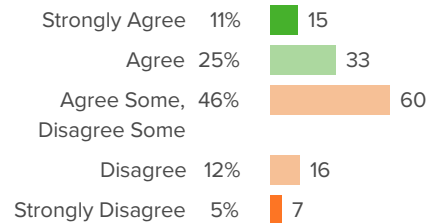
Q.3: The school is a welcoming place for families.



▼ **7** from last survey

Favorable: **76%**

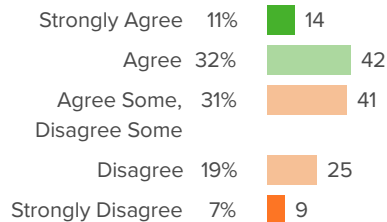
Q.4: Adults in the community support this school.



▼ **14** from last survey

Favorable: **37%**

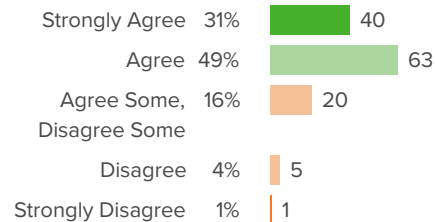
Q.5: Lots of parents come to events at this school.



▼ **16** from last survey

Favorable: **43%**

Q.6: This school values and welcomes elders.

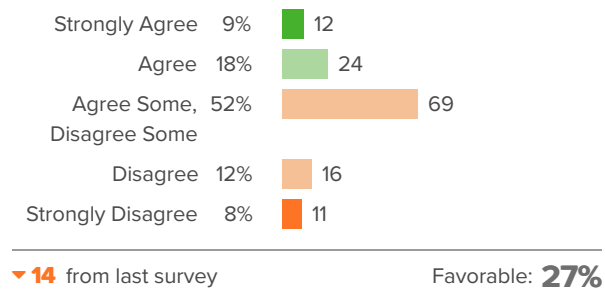


▼ **10** from last survey

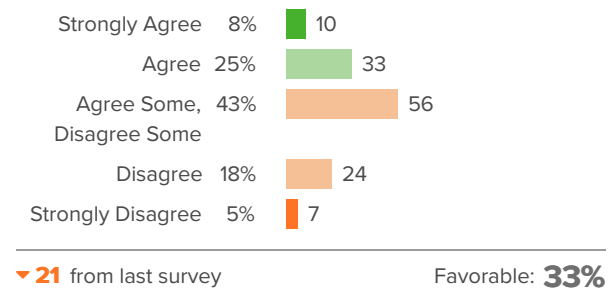
Favorable: **80%**



Q.7: Adults in the community encourage youth to take school seriously.



Q.8: Adults in the community know what goes on inside of schools.





Peer Climate

Your average

64%

132 responses

Change

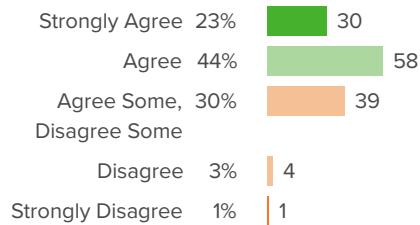
▲ 21

since last survey

State average: **74%** Participating Alaska Districts

How did people respond?

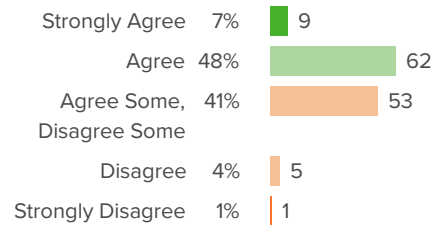
Q.1: At this school, students and teachers get along really well.



▲ 21 from last survey

Favorable: **67%**

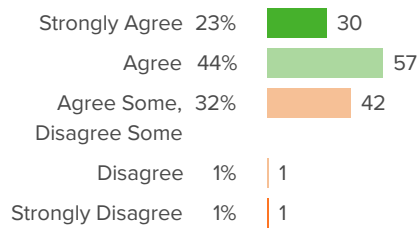
Q.2: Students in this school help each other, even if they are not friends.



▲ 11 from last survey

Favorable: **55%**

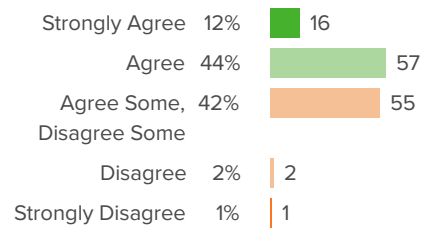
Q.3: Teachers and students treat each other with respect in this school.



▲ 25 from last survey

Favorable: **66%**

Q.4: Students in this school treat each other with respect.

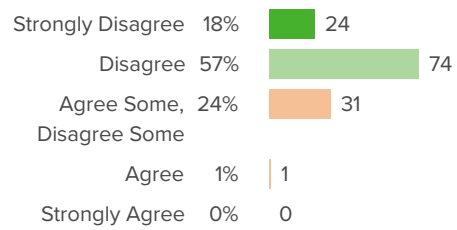


▲ 29 from last survey

Favorable: **56%**



Q.5: The students in this school don't really care about each other.



▲ 16 from last survey

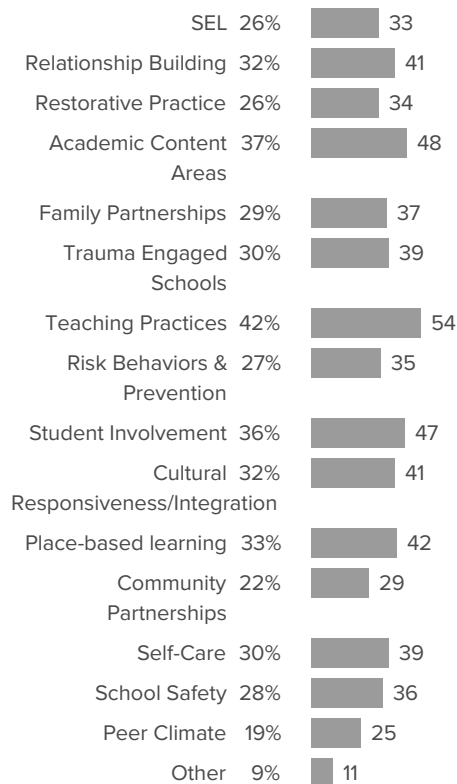
Favorable: **75%**



Professional Learning Interests

How did people respond?

Q.1: What five areas of professional learning are you most interested in? (select five below)





School Climate During COVID-19

Your average

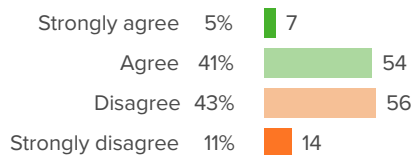
59%

132 responses

State average: **62%** Participating Alaska Districts

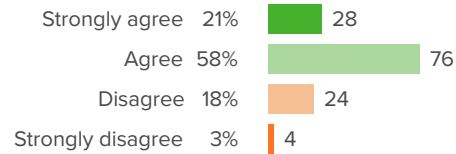
How did people respond?

Q.1: During COVID-19, I feel connected to my students.



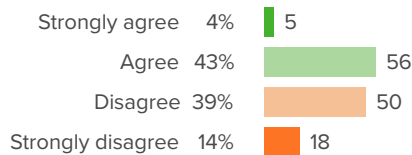
Favorable: **47%**

Q.2: During COVID-19, I feel connected to other staff at my school.



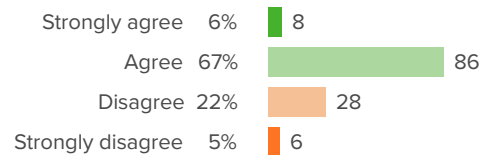
Favorable: **79%**

Q.3: During COVID-19, I feel connected to students' families.



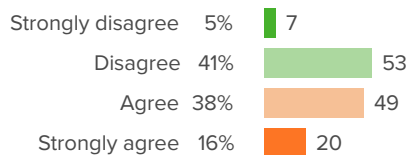
Favorable: **47%**

Q.4: I am confident that I can support students' learning during COVID-19.



Favorable: **73%**

Q.5: During COVID-19, I feel overwhelmed trying to support students in my role.



Favorable: **47%**



School Leadership and Involvement

Your average

71%

132 responses

Change

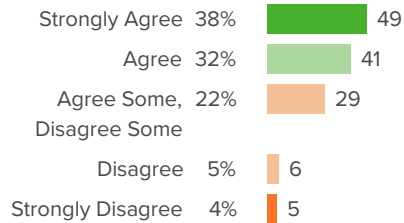
▲ 4

since last survey

State average: **76%** Participating Alaska Districts

How did people respond?

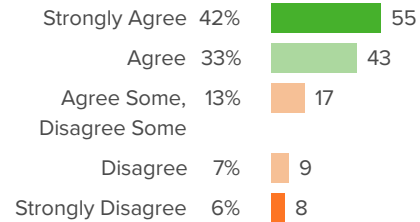
Q.1: At school, decisions are made based on what is best for students.



▼ 4 from last survey

Favorable: **69%**

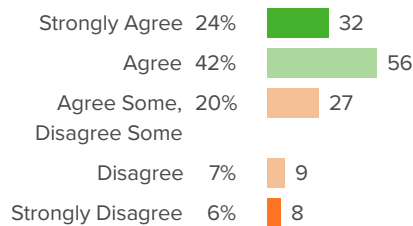
Q.2: I trust the principal will keep his or her word.



▲ 1 from last survey

Favorable: **74%**

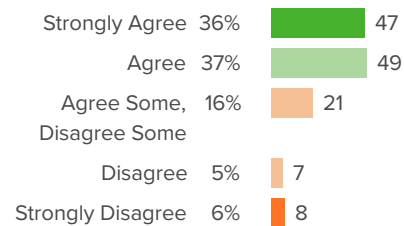
Q.3: The principal and other leaders in this school make good decisions.



▲ 1 from last survey

Favorable: **67%**

Q.4: The principal looks out for the personal welfare of school staff members.

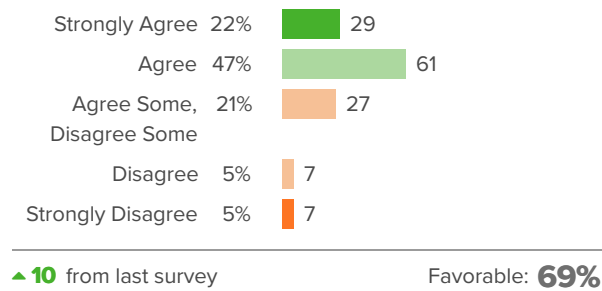


▼ 2 from last survey

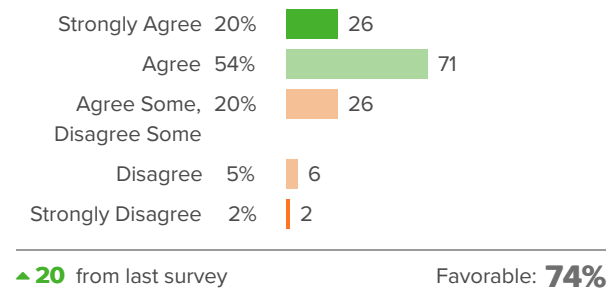
Favorable: **73%**



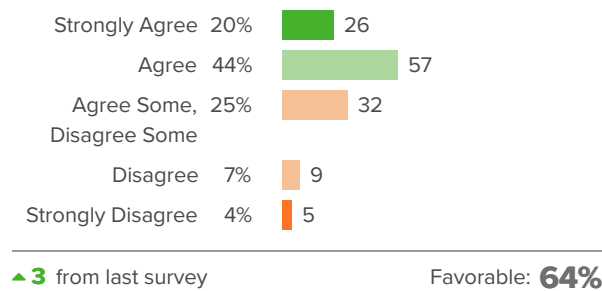
Q.5: I am satisfied with my involvement with decision-making at this school.



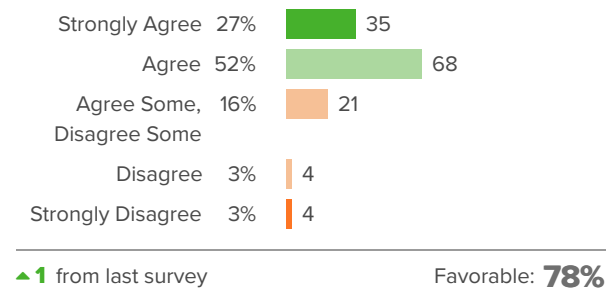
Q.6: When students break rules, they are treated fairly.



Q.7: School staff members have a lot of informal opportunities to influence what happens here.



Q.8: The work rules at this school are fair.





School Safety

Your average

81%

132 responses

Change

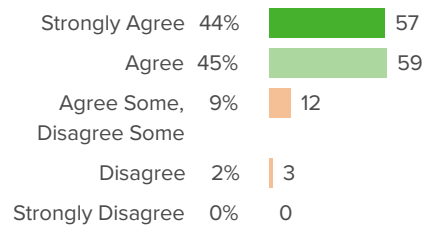
▲ 15

since last survey

State average: **86%** Participating Alaska Districts

How did people respond?

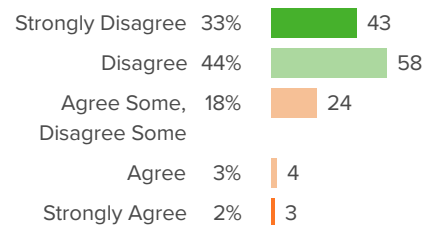
Q.1: I feel safe at my school.



▲ **13** from last survey

Favorable: **89%**

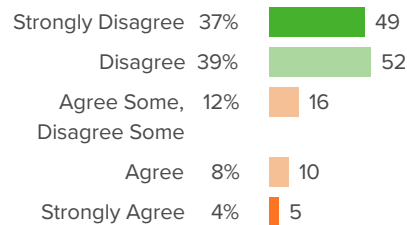
Q.2: This school is being ruined by bullies.



▲ **28** from last survey

Favorable: **77%**

Q.3: This school is badly affected by crime and violence in the community.



▲ **4** from last survey

Favorable: **77%**



Social and Emotional Learning

Your average

46%

132 responses

Change

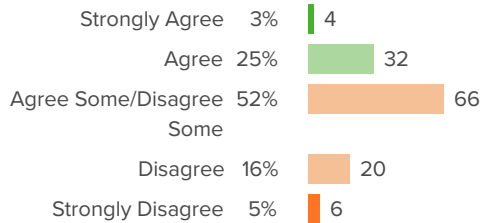
▲ 2

since last survey

State average: **62%** Participating Alaska Districts

How did people respond?

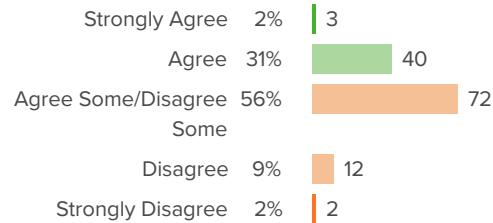
Q.1: Students in my school work hard to finish tasks even if they are difficult.



▼ 6 from last survey

Favorable: **28%**

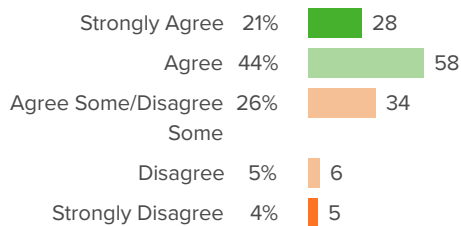
Q.2: Students in my school can identify the emotions that they feel.



▼ 4 from last survey

Favorable: **33%**

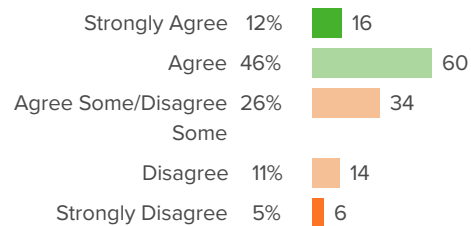
Q.3: Adults in this school work together in a way that models healthy relationships.



▲ 7 from last survey

Favorable: **66%**

Q.4: My school follows a plan to teach social-emotional skills.



▲ 14 from last survey

Favorable: **58%**



Staff Beliefs

Your average

79%

132 responses

Change

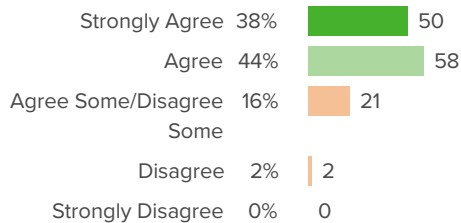
▼ **6**

since last survey

State average: **87%** Participating Alaska Districts

How did people respond?

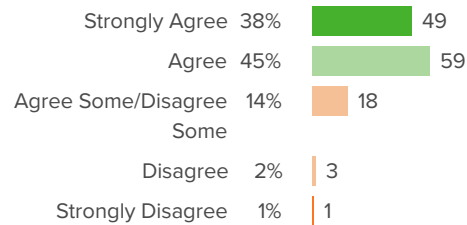
Q.1: I get satisfaction from my work.



▲ **2** from last survey

Favorable: **82%**

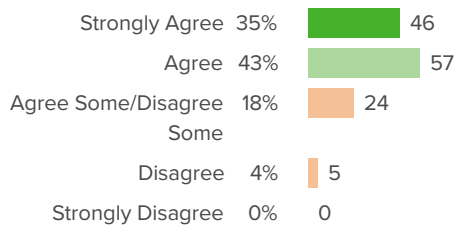
Q.2: I believe I can make a difference through my work.



▼ **15** from last survey

Favorable: **83%**

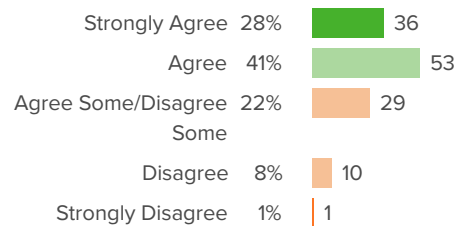
Q.3: Teachers and staff believe that all students can do good work.



▲ **0** from last survey

Favorable: **78%**

Q.4: Student behavior is determined in part by how school staff treat them.

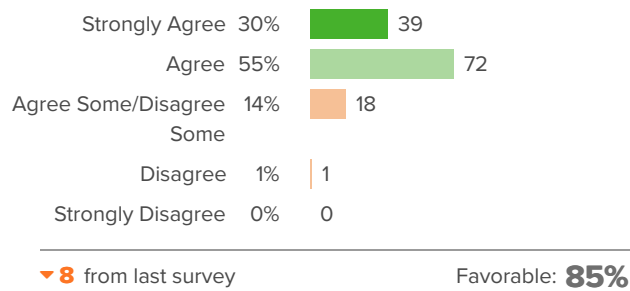


▼ **6** from last survey

Favorable: **69%**



Q.5: I believe adults' relationships with students can be rebuilt after conflict.

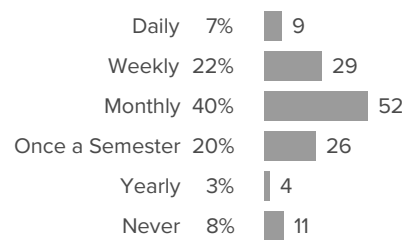




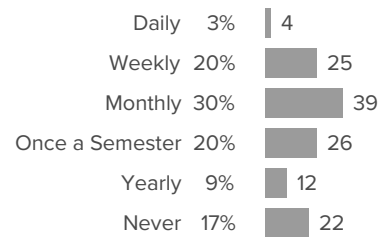
Staff Communication with Families

How did people respond? _____

Q.1: How often do you share ideas with families on what they can do at home to support their child's learning?



Q.2: How often do you involve families in decision-making?





Staff to Staff Relationships

Your average

71%

132 responses

Change

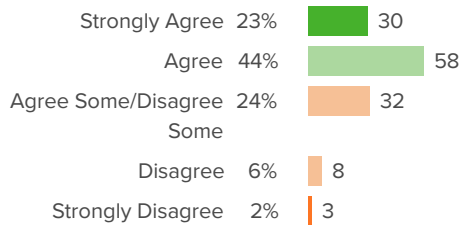
▲ 2

since last survey

State average: **78%** Participating Alaska Districts

How did people respond?

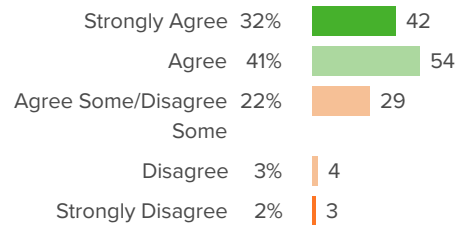
Q.1: Staff collaborate effectively to make decisions and problem solve as a group.



▲ 4 from last survey

Favorable: **67%**

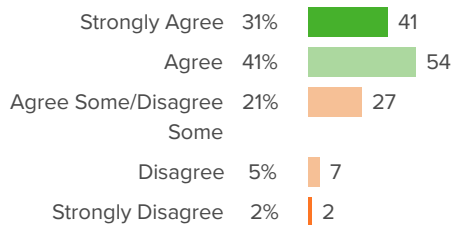
Q.2: Teachers at this school help each other, even if they are not personal friends.



▲ 2 from last survey

Favorable: **73%**

Q.3: I feel supported by the people I work with.



▲ 0 from last survey

Favorable: **73%**



Staff to Student Relationships

Your average

68%

132 responses

Change

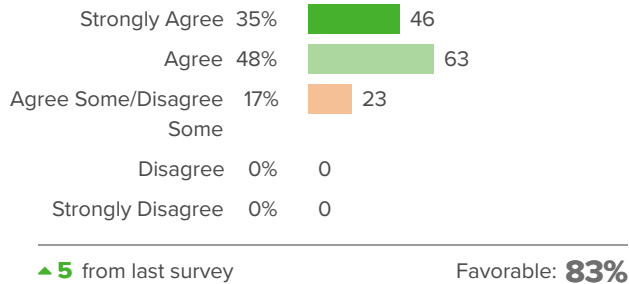
0

since last survey

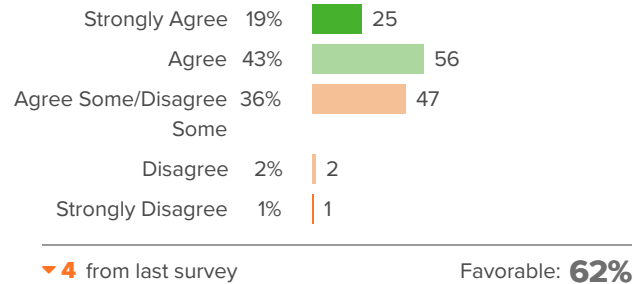
State average: **78%** Participating Alaska Districts

How did people respond?

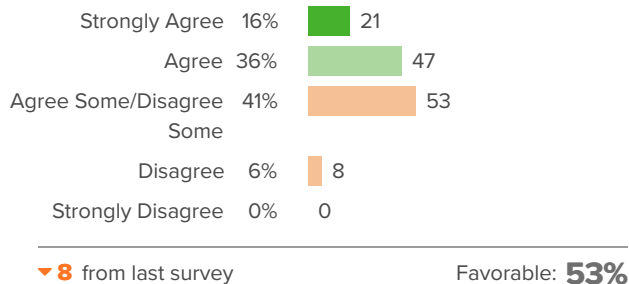
Q.1: Adults who work in this school treat students with respect.



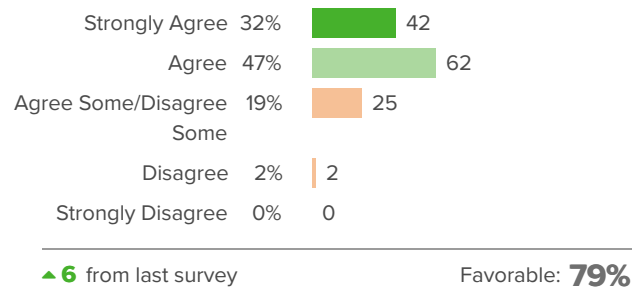
Q.2: Every student at our school feels that they have an adult who will miss them when they are absent.



Q.3: Every student at our school has an adult whom they feel comfortable talking to about things that are bothering them.

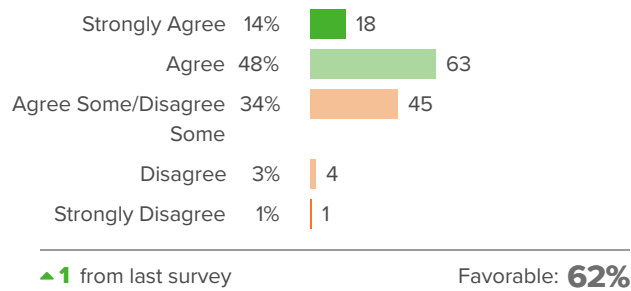


Q.4: Teachers and staff in my school care about every student.





Q.5: Staff provide opportunities for students to decide things like classroom activities or rules.





Student Involvement

Your average

50%

132 responses

Change

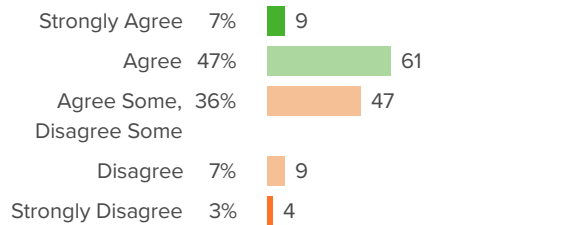
▲ 1

since last survey

State average: **57%** Participating Alaska Districts

How did people respond?

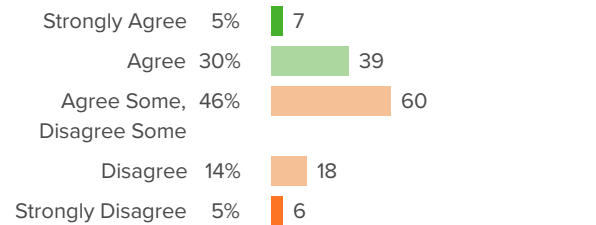
Q.1: In this school, students are given a chance to help make decisions.



▲ 3 from last survey

Favorable: **54%**

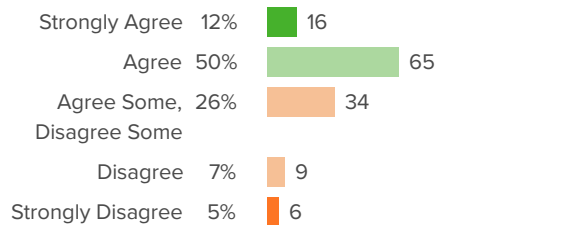
Q.2: Students are involved in helping to solve school problems.



▲ 3 from last survey

Favorable: **35%**

Q.3: The principal asks students about their ideas.



▼ 1 from last survey

Favorable: **62%**



Student Risk Behaviors: Delinquent Behaviors

Your average

62%

132 responses

Change

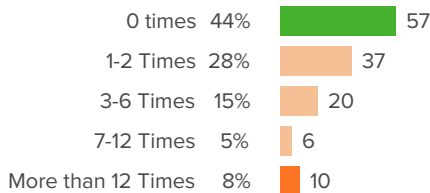
▲ 31

since last survey

State average: **67%** Participating Alaska Districts

How did people respond?

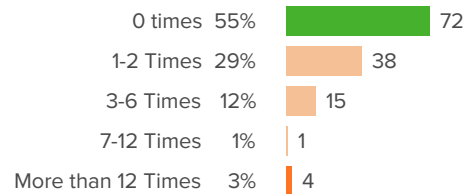
Q.1: Destroy things (such as school property, or people's personal items)



▲ 34 from last survey

Favorable: **44%**

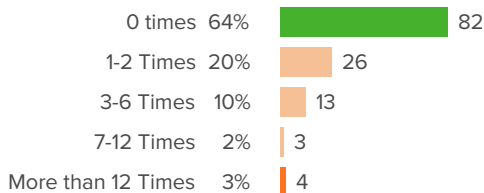
Q.2: Get into fights with other students



▲ 43 from last survey

Favorable: **55%**

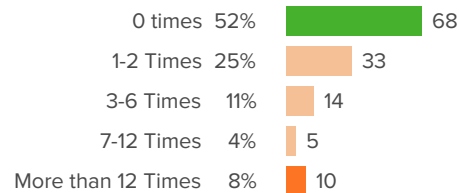
Q.3: Steal things (such as taking things from the school or other people)



▲ 30 from last survey

Favorable: **64%**

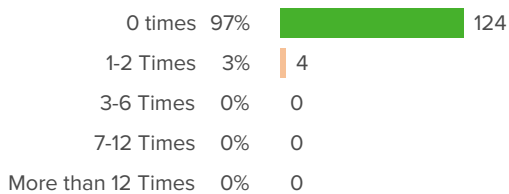
Q.4: Threaten or bully students



▲ 42 from last survey

Favorable: **52%**

Q.5: Carry weapons



▲ 9 from last survey

Favorable: **97%**



Student Risk Behaviors: Drug and Alcohol Use

Your average

82%

132 responses

Change

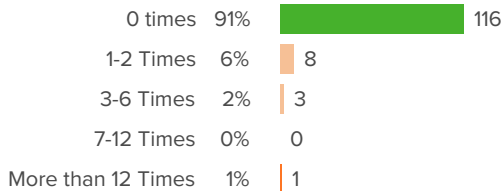
▲ 11

since last survey

State average: **92%** Participating Alaska Districts

How did people respond?

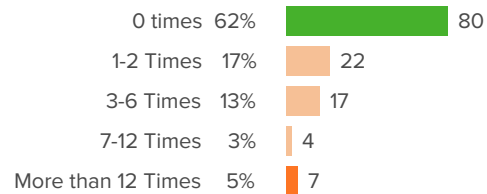
Q.1: Under the influence of drugs (such as meth, heroin, cocaine, etc.)



▲ 13 from last survey

Favorable: **91%**

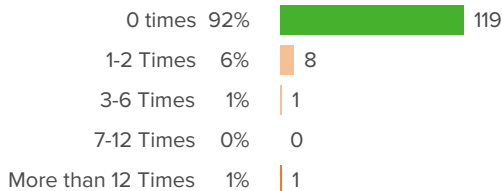
Q.2: Under the influence of marijuana



▲ 30 from last survey

Favorable: **62%**

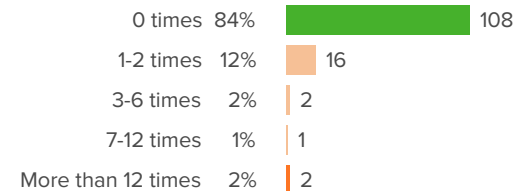
Q.3: Under the influence of alcohol (beer, wine, liquor, such as vodka or whiskey, etc.)



▲ 2 from last survey

Favorable: **92%**

Q.4: Vaping (such as e-cigarettes, e-cigars, e-pipes, e-hookah, vape pens (JUULs))



▲ 1 from last survey

Favorable: **84%**



Trauma Engaged Schools

Your average

65%

132 responses

Change

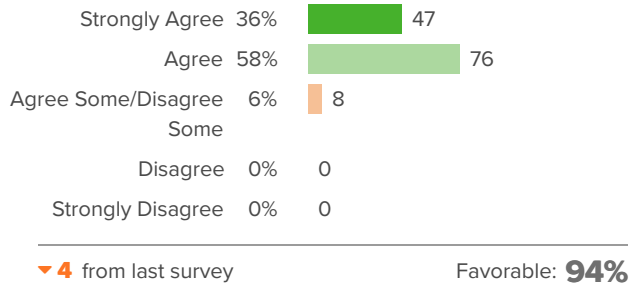
▲ 4

since last survey

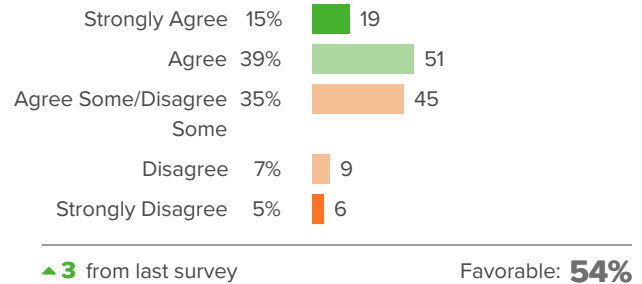
State average: **70%** Participating Alaska Districts

How did people respond?

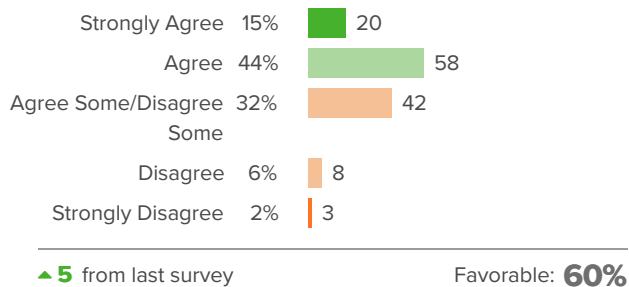
Q.1: I understand how experiences of trauma can affect a person's coping skills and behaviors.



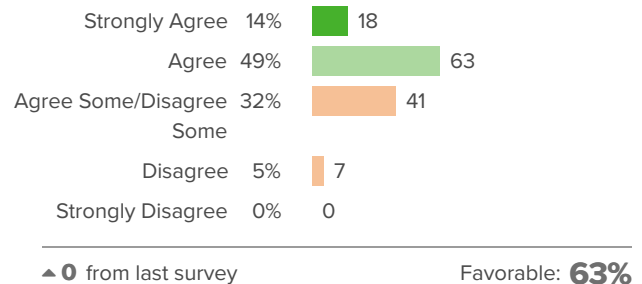
Q.2: At my school, there are support systems to respond to trauma experienced by students



Q.3: At my school, I feel supported to respond to trauma experienced by students.

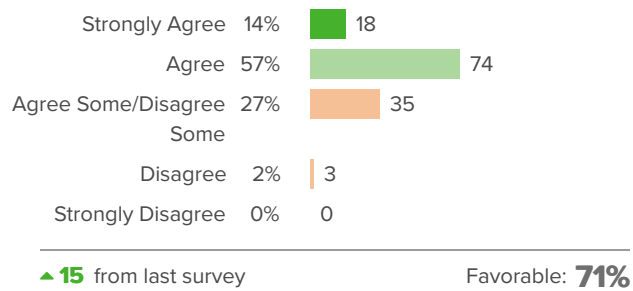


Q.4: I know specific skills and strategies I can use to help students who have experienced trauma to do well in our school.





Q.5: I know my role in supporting students experiencing trauma.



Q.6: I feel worn out in my work in ways that interfere with other parts of my life.

