

Browning Elementary  
Board Report for March 10, 2020

Attendance for February	
students % of whole school	80.23%
students % by grade level	2nd-79.49 % 3rd-80.97 %
Class with best attendance	2nd Grade- Elisha Kennedy 3rd Grade- Woolf
Classified attendance %	84%
Certified attendance %	90%
Staff attendance as a whole	87%
Perfect attendance students	2nd Grade-4 3rd Grade-2
Perfect attendance classified staff	0
Perfect attendance certified staff	Art, Shawnee & Willie 🙌
Dropped students	1
Home visits	1
Referrals	29
OSS's	2
Bully incidents	6
Solutions/Parent Meetings	6

**Student of the month Nomination** (by Arlene Wippert)

Students of the month for January were:

2nd Grade - Kaydence Still Smoking & Remington Connell

3rd Grade - Kaylee Gobert & Ayden Torrez

### ⇐ Attendance Matters ⇒

(by Arlene Wippert)

For the month of February the classes that had the best attendance were:

2nd Grade - E. Kennedy

3rd Grade - R. Woolf

### ⇐ Culture Matters ⇒

The second and third grade immersion classes had the opportunity to say the invocation at the Browning High School basketball game for parents night.



### ⇐ SAFETY MATTERS ⇒

#### Conscious Discipline:

In February, staff continued their professional development on Conscious Discipline to learn about the importance of the skill of Composure and Power of Perception. Staff learned about the following skills:



- Practice using strategies for taking back our power when stressed.
- Discover ways to change destructive trigger thoughts into healthy self-talk and active calming.

- Explore ways to download calm and answer the question "Am I safe?" using the Skill of Composure.
- Examine the Safe Place as a self-regulation learning center so children and adults can practice the Skill of Composure.

Through Conscious Discipline the staff has been learning the importance of creating a calming corner in their classroom for when students get dysregulated, breathing techniques to calm down and the Feeling Buddies to help students identify their feelings. To further their learning on what this looks like, the staff visited classrooms at Vina Chattin and KW Bergan. This gave teachers the opportunity to see Conscious Discipline implemented and to ask the classroom teacher questions.

## Trauma Informed:

The staff at Browning Elementary started another book study using, *Fostering Resilient Learners: Strategies for Creating a Trauma Sensitive Classroom* by Kristen Souers. With this book study staff is learning what trauma is, how it hinders learning and strategies they can implement in their classroom to address trauma. The book study is being led by second grade teacher Samantha Grant.



## Counselors Report

(by Dawn Cobell-Magee & Kimberly Tatsey-McKay)

In the month of February, BES had two 504 review meetings, three solution meetings, and one written referral was created for a potential 504. Dawn Magee-Cobell is working with the SPED office for possible services.

We are currently collecting names for our second grade Honor Group, which will have a total of 10 students. Dawn Magee-Cobell School Counselor and Aubrey Howell from Tamarack Grief Resource in Kalispell, Montana, will start the group at the end of March for six weeks.

Social Skills Class facilitated by Kimberly Tatsey-McKay:

In the month of February, each second grade and third grade classes received lessons from the Second Step Program and the Too Good for Drugs Program. We had some changes to the lesson plan scheduled due to the needs of the children and receiving the new program Too Good.

Lesson Plans 2nd Grade:

1/28/2020-2/6/202: Second Step: Ways to Stay Safe & The Always Ask First Rule

2/7/2020-2/18/2020: Second Step: Safe and Unsafe Touches

2/19/2020-3/2/2020: Too Good For Drugs: Lesson 1- Chasing Squirrels: Setting Reachable Goals

Lesson Plans 3rd Grade:

1/28/2020-2/6/2020: Second Step: Ways to Stay Safe & The Always Ask First Rule

2/7/2020-2/18/2020: Second Step: Safe and Unsafe Touches

2/19/2020-3/2/2020: Too Good For Drugs: Lesson 1- Program Designer: Setting Reachable Goals

Each Friday the weekend food bags are distributed to 70-80 students who have been referred by teachers, staff, and/or parents. Our list continues to fluctuate due to each students' home situations changing.

The students in the Empathy Group (Bully Referrals) and the Empowerment Group (Victims of Bullying) reported that the groups were helpful and educational to both groups of students.

BES Tiers for Behaviors Supports:

- Tier 1 Universal Prevention: We have 33 students identified as needing support and Mrs. Magee-Cobell services all 33 students.
- Tier 2 Targeted Prevention: We have 39 students identified as needing support and Mrs. Tatsey-McKay services 15 of those students (capped # by Sokinaapi Project).
- Tier 3 Intensive and Individualized Prevention: We have 32 students identified and Alta-care provides services to 9 of those students.

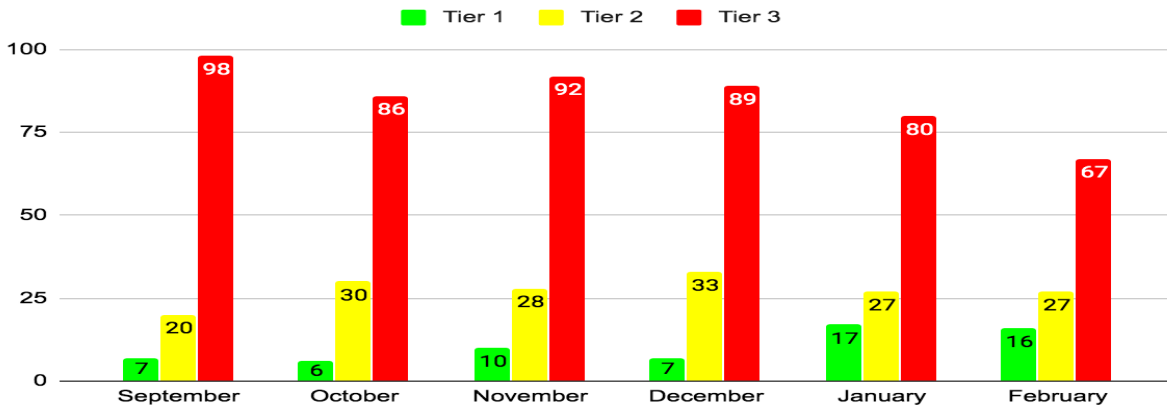
### ⇐ Positives ⇒

Students who ride the bus from Ms. Grant's class has had ZERO referrals while riding to and from school this year. Ms. Grant's class exhibits and models the MBI behavior for riding the bus.

### ⇐ GRADUATION MATTERS ⇒

STAR Math - Second Grade

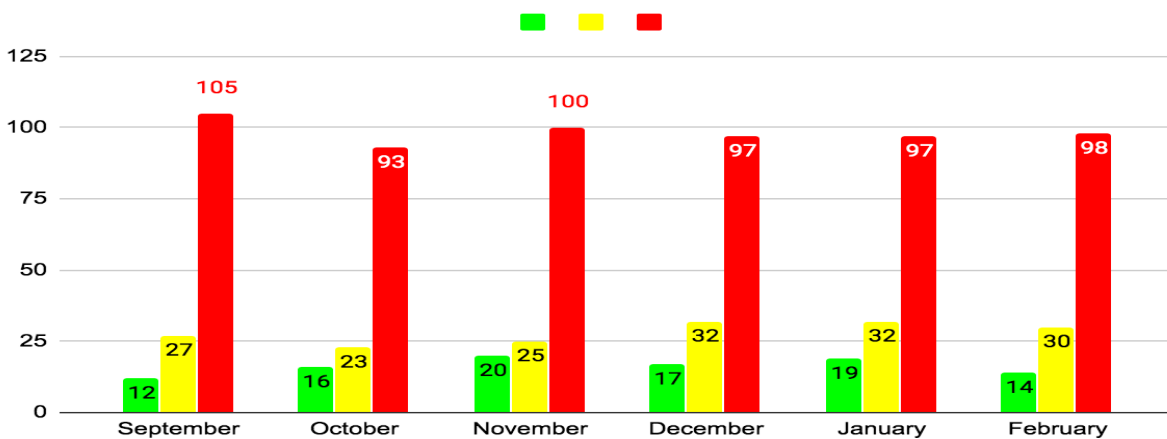
## 2nd Grade - September through February



	September	October	November	December	January	February
Tier 1	7 (6%)	6 (5%)	10 (8%)	7 (5%)	17 (14%)	16 (14%)
Tier 2	20 (16%)	30 (25%)	28 (21%)	33 (26%)	27 (22%)	27 (25%)
Tier 3	98 (78%)	86 (70%)	92 (71%)	89 (69%)	80 (64%)	67 (61%)
Total Tested	125	122	130	129	124	110

This month, our testing period came during the last week of the month, and unfortunately, due to illness and absences and a shortened week, we weren't able to test as many students compared to previous months. In second grade, we tested 110 students. Of those students, our tier 3 group seems to have decreased since January, by 13 students, or 3%, while our tier 1 and 2 groups stayed in the same range as January. However, between September and February, Tier 3 made a 17% decrease, and Tier 1 made a 8% increase.

## 3rd Grade - September through February

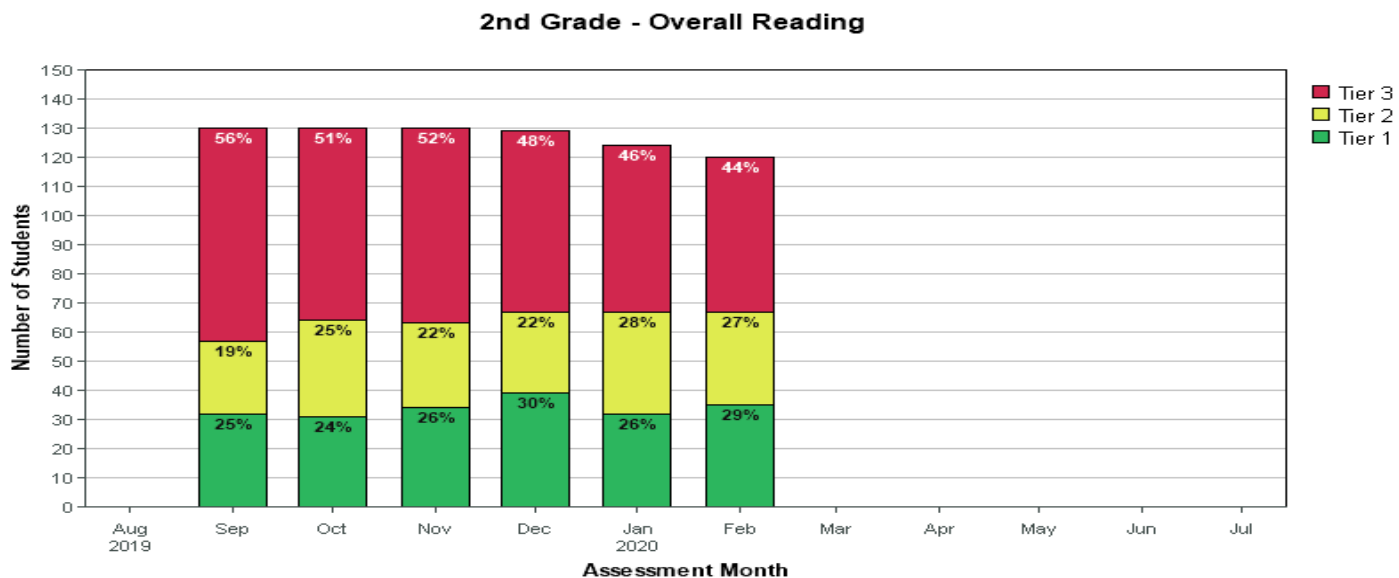


	September	October	November	December	January	February
Tier 1	12 (8%)	16 (12%)	20 (14%)	17 (12%)	19 (12%)	14 (10%)

Tier 2	27 (19%)	23 (17%)	25 (17%)	32 (22%)	32 (22%)	30 (21%)
Tier 3	105 (73%)	93 (71%)	100 (69%)	97 (66%)	97 (66%)	98 (69%)
	144	132	145	146	148	142

Fortunately, third grade seemed to have less students absent during the testing period and were able to test 142 students. Between September and February, tier 3 has decreased by 4% while tier 1 made a 2% increase. The teachers of both grades are working very hard to improve their test scores and help their students learn and understand math.

## ISIP Reading - Second Grade

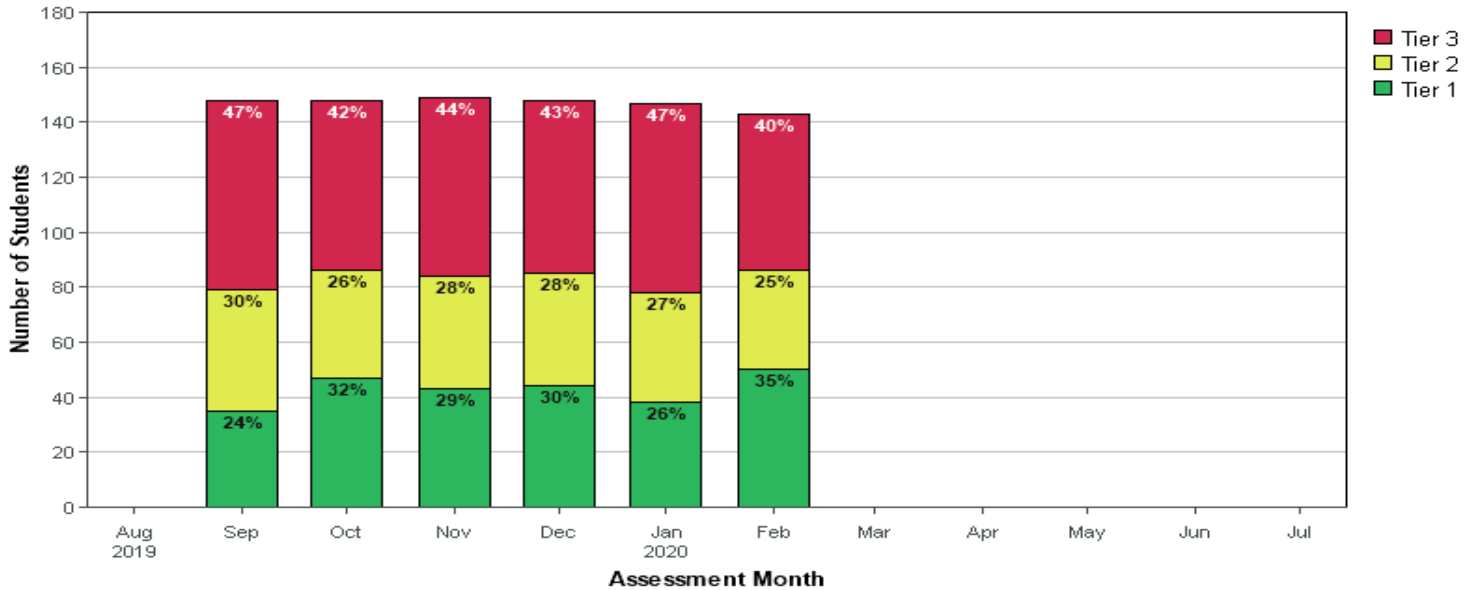


	September	October	November	December	January	February
Tier 1	31 (24%)	31 (24%)	34 (26%)	39 (30%)	32 (26%)	35 (29%)
Tier 2	25 (19%)	33 (25%)	29 (22%)	28 (22%)	34 (28%)	32 (27%)
Tier 3	73 (57%)	66 (51%)	67 (52%)	62 (48%)	57 (46%)	53 (44%)
Total Tested	129	130	130	129	123	120

Second grade has decreased their tier 3 group from September to February by 13% which is close to the 15% Principal's Goal. Their tier 1 group is moving, and has increased by 4% since September. One thing to look at this month is the movement happening in tier 2. Since September, tier 2 has increased by 8%. The reason this is important to notice is, these students can be targeted to move into tier 1 by the end of the year. They have a decent sized group to work with to increase their tier 1 another 11% by the end of the year to meet the Principal's Goal.

# ISIP Third Grade

## 3rd Grade - Overall Reading



	September	October	November	December	January	February
Tier 1	35 (24%)	47 (32%)	43 (29%)	44 (30%)	38 (26%)	50 (35%)
Tier 2	44 (30%)	39 (26%)	41 (28%)	41 (28%)	40 (27%)	36 (25%)
Tier 3	69 (47%)	62 (42%)	65 (44%)	63 (43%)	69 (47%)	57 (40%)
Total Tested	148	148	149	148	147	143

Third grade has made some serious gains between January and February, increasing tier 1 by 9% in a month. Their total increase from September to February is 11%, and they are so close to hitting that 15% goal. Their tier 3 group was staying close to the same from September to January, but in February, they were able to decrease the tier 3 group by 7% which is almost halfway to the 15% Principal's Goal.