

Goal 4: The percentage of students in elementary and middle schools who meet their individual growth goals in both math and reading on the EOY i-Ready assessment will increase from 22.2% in May 2024 to 50% by May 2025.*

Progress Monitoring
AUGUST 2025

GPM 4.3 Inputs

End of the Year	Process	Impact
Curriculum and Instruction	<ul style="list-style-type: none">• Leveraged "Think Up" curriculum embedded in instructional slide decks• Formatted STAAR Redesign 2.0 questions to increase student exposure• Collected facilitator and teacher input to refine curriculum and instruction• Provided calculator proficiency and conceptual understanding through TI student sessions• Enhanced WIN Time interventions with targeted reteaching and acceleration strategies for individual scholars	<ul style="list-style-type: none">• In the 2023–2024 school year, 32% of students met their i-Ready Typical Growth targets. 2024-2025 school year 58.1% meet typical growth.• This reflects a 26.1 percentage point increase compared to the previous year.
Professional Development	<ul style="list-style-type: none">• AFs/IDLs facilitated training sessions for teachers to analyze mid-year data by domain and set goals aligned to campus EOY iReady/STAAR Bootcamps• Conducted principal meeting to review EOY data and STAAR correlation	<ul style="list-style-type: none">• Focused small-group instruction and tiered intervention prioritize foundational reading skills, including phonics and sight word recognition.• Campuses utilized BOY diagnostic data to pinpoint instructional gaps in phonics and high-frequency words, enabling more precise and individualized instruction.• Significant growth with a 33% increase at KJ, 30% at WRE, and
	<ul style="list-style-type: none">• Collaborative Planning: Foster teacher ownership through	

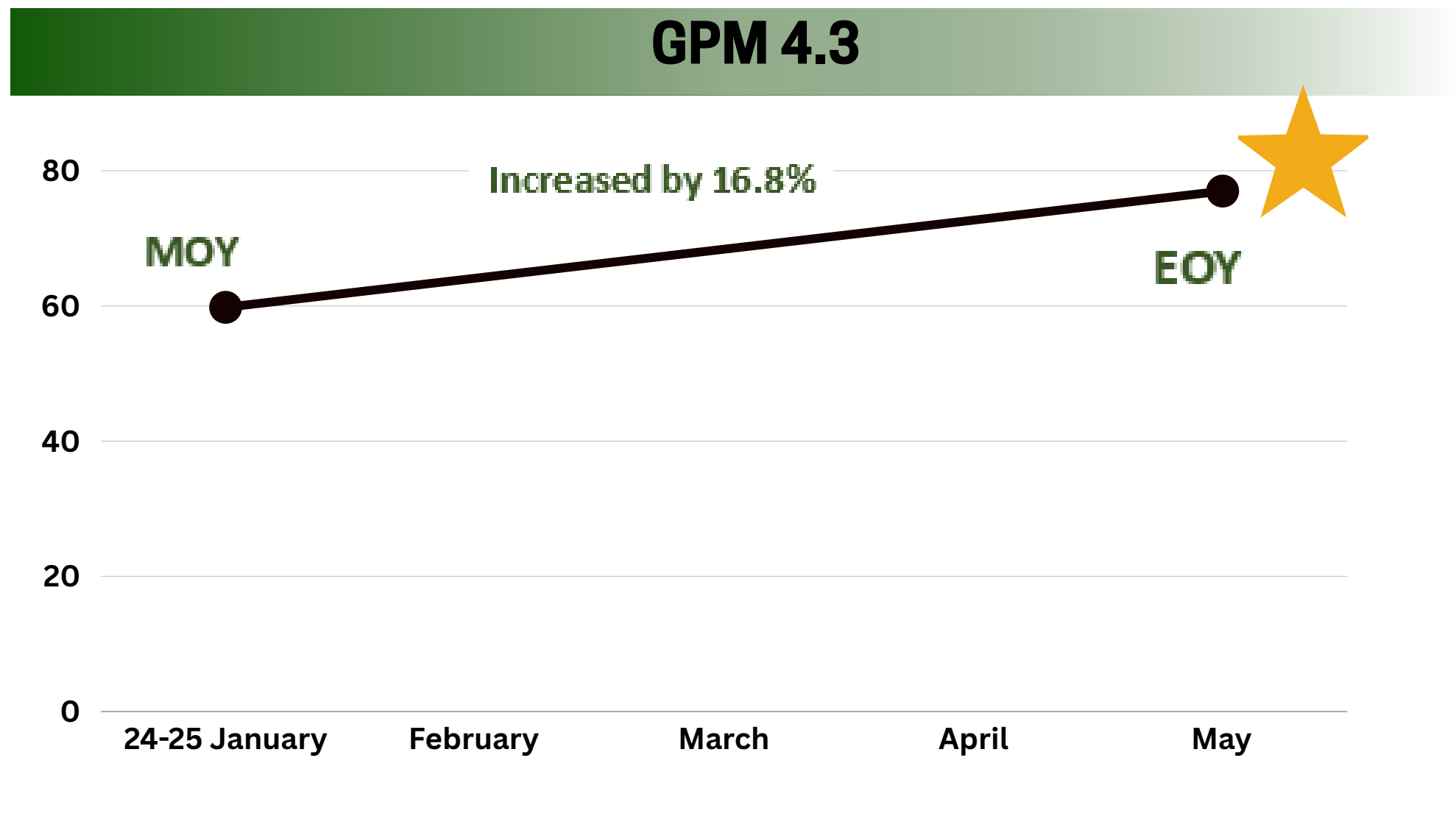
PROGRESS MONITORING

AUGUST 2025

GPM 4.3: The percentage of students in elementary and middle schools who meet their typical growth goal in Reading or Math on the iReady EOY diagnostic assessment will increase from 67% in May of 2024 to 79% by May of 2025



Goal 4: The percentage of students in elementary and middle schools who meet their individual growth goals in both math and reading on the EOY i-Ready assessment will increase from 22.2% in May 2024 to 50% by May 2025.*



	24-25 EOY Total # of TESTED	Total Mid or Above Grade Level	24-25 EOY % of Students On Track	24-25 MOY % of Students On Track	Diff MOY 2024 to EOY 2024	24-25 Annual Target %	% Distance from Annual Target
ALL	3126	2395	76.6%	59.8%	16.8%	79%	-2.4%
BLACK	2183	1691	77.5%	60.7%	16.8%	79%	-1.5%
HISPANIC	786	576	73.3%	56.2%	17.0%	79%	-5.7%
TOM	92	75	81.5%	66.7%	14.9%	79%	2.5%
ASIAN	11	9	81.8%	70.0%	11.8%	79%	2.8%
WHITE	45	37	82.2%	64.4%	17.8%	79%	3.2%
SPED	345	246	71.3%	57.8%	13.5%	79%	-7.7%
ECODIS	1846	1392	75.4%	59.0%	16.4%	79%	-3.6%
EB	455	334	73.4%	55.9%	17.5%	79%	-5.6%

Progress		
MOY	EOY	ANNUAL TARGET
59.8%	76.6%	79%

We **did not meet** the yearly target by May 2025.

Key
At or Above EOY Target
Less than or equal to 5% below EOY Target
More than 5% below EOY Target
* Board Target not set 10 students or less

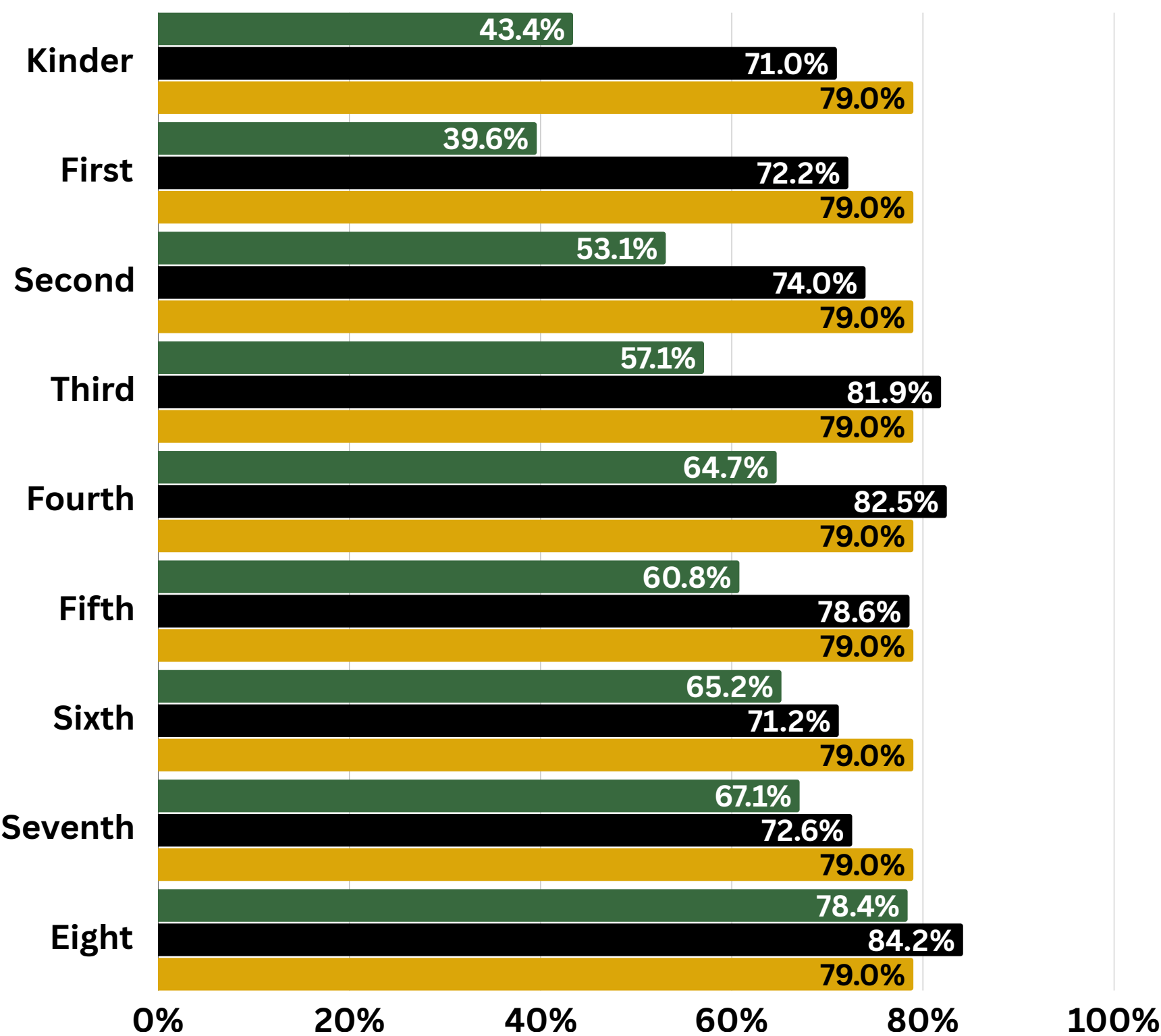
PROGRESS MONITORING

AUGUST 2025

GPM 4.3: The percentage of students in elementary and middle schools who meet their typical growth goal in Reading or Math on the iReady EOY diagnostic assessment will increase from 67% in May of 2024 to 79% by May of 2025



Goal 4: The percentage of students in elementary and middle schools who meet their individual growth goals in both math and reading on the EOY i-Ready assessment will increase from 22.2% in May 2024 to 50% by May 2025.*



	24-25 EOY Total # of TESTED	Total Mid or Above Grade Level	24-25 EOY % of Students On Track	24-25 MOY % of Students On Track	Diff MOY 2024 to EOY 2024	24-25 Annual Target %	% Distance from Annual Target
Kinder	303	215	71.0%	43.4%	27.5%	79%	-8.0%
First	302	218	72.2%	39.6%	32.6%	79%	-6.8%
Second	327	242	74.0%	53.1%	20.9%	79%	-5.0%
Third	315	258	81.9%	57.1%	24.8%	79%	2.9%
Fourth	349	288	82.5%	64.7%	17.8%	79%	3.5%
Fifth	337	265	78.6%	60.8%	17.8%	79%	-0.4%
Sixth	385	274	71.2%	65.2%	6.0%	79%	-7.8%
Seventh	391	284	72.6%	67.1%	5.5%	79%	-6.4%
Eighth	417	351	84.2%	78.4%	5.8%	79%	5.2%

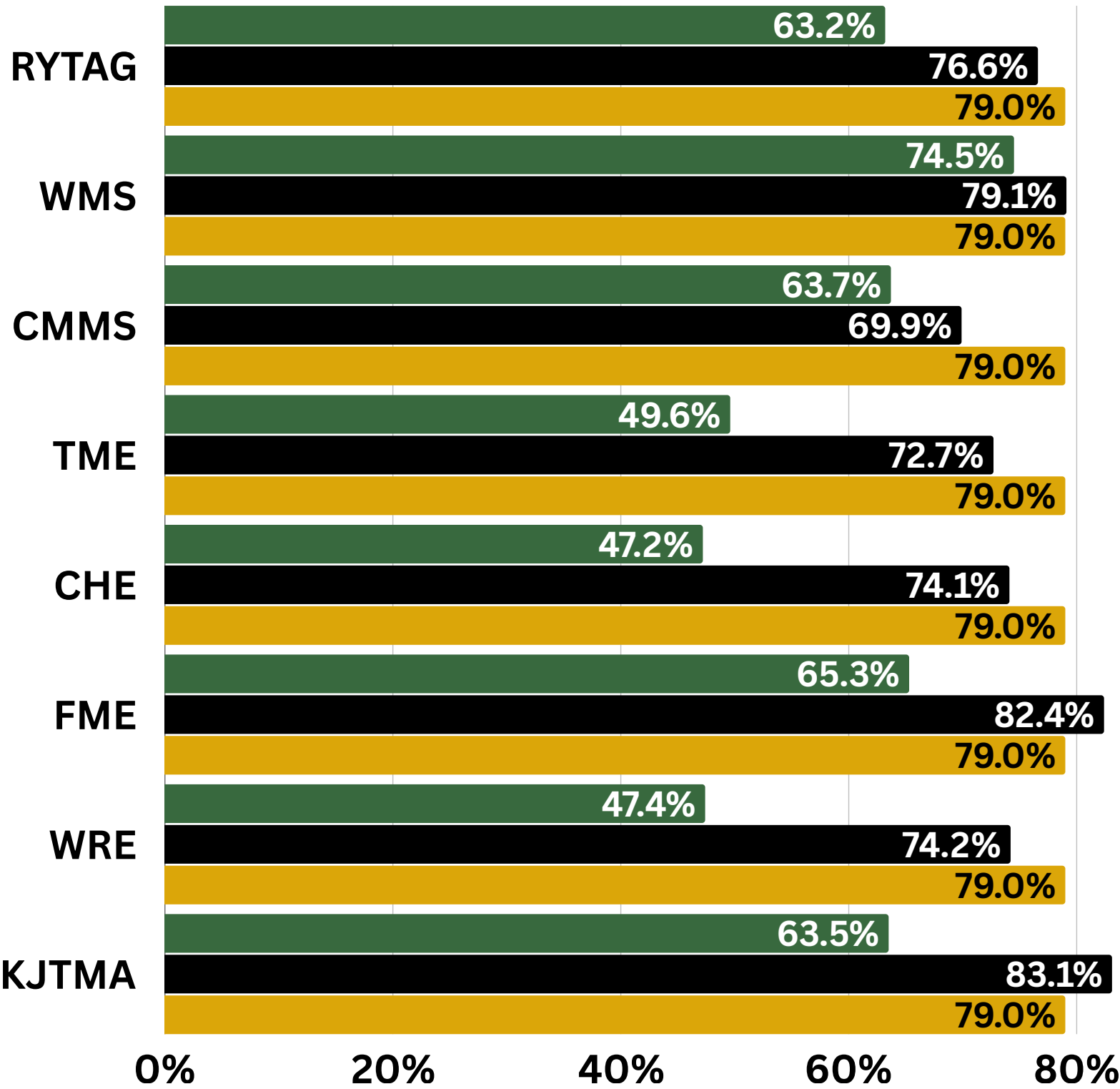
PROGRESS MONITORING

AUGUST 2025

GPM 4.3: The percentage of students in elementary and middle schools who meet their typical growth goal in Reading or Math on the iReady EOY diagnostic assessment will increase from 67% in May of 2024 to 79% by May of 2025



Goal 4: The percentage of students in elementary and middle schools who meet their individual growth goals in both math and reading on the EOY i-Ready assessment will increase from 22.2% in May 2024 to 50% by May 2025.*



	24-25 EOY Total # of TESTED	Total Mid or Above Grade Level	24-25 EOY % of Students On Track	24-25 MOY % of Students On Track	Diff MOY 2024 to EOY 2024	24-25 Annual Target %	% Distance from Annual Target
RYTAG	248	190	76.6%	63.2%	13.4%	79%	-2.4%
WMS	325	257	79.1%	74.5%	4.6%	79%	0.1%
CMMS	584	408	69.9%	63.7%	6.2%	79%	-9.1%
TME	286	208	72.7%	49.6%	23.1%	79%	-6.3%
CHE	363	269	74.1%	47.2%	26.9%	79%	-4.9%
FME	443	365	82.4%	65.3%	17.1%	79%	3.4%
WRE	345	256	74.2%	47.4%	26.8%	79%	-4.8%
KJTMA	532	442	83.1%	63.5%	19.5%	79%	4.1%