


September 9, 2025

Superintendent's Report





Around Our Schools



Amphi Middle School and Prince Elementary recently held an Open House and Resource Fair for families. Special thanks to all of the families, staff and community partners, including our own Amphi Foundation for coming together to support our schools.



Around Our Schools



The Food Service team added a little extra fun to our elementary school lunchrooms recently with a Lucky Tray Day. Students who found a special sticker on the bottom of their lunch trays won a goodie bag. Congratulations to all of the students who got a special “lucky” treat, and thank you to Food Service for giving students an extra fun lunch experience.



Around Our Schools



We are already at the point in the school year for awards assemblies. Above are photos of the Harelson Elementary assembly, and at left we have Walker Elementary celebrating great work. Congratulations to all of the students honored so far this year. At bottom right, a nice display of kindness and caring. Members of Coronado's National Junior Honor Society spent an afternoon making blankets for foster children and children in hospitals.





Around Our Schools



A big thank you to all the volunteers from the Church of Jesus Christ of Latter-day Saints. The volunteers spent a Day of Service on Saturday completing projects at Prince Elementary, shown here, Amphi Middle School, Copper Creek, Canyon del Oro, Ironwood Ridge and the ECHO Resource Center. They also collected school supplies and other items for our families.



Around Our District



The REACH Institute, organized by Vanessa Hill, our Gifted Education Coordinator, was a huge success again this year. About 50 participants, including parents, students and teachers attended the event to hear Dr. Paul Beljan present on Bullying and Dr. Vanessa Berens present on “Gifted Gen Z, Social Media and Videogames, Can’t Survive without Them, Can’t Thrive with Them.” The audience was engaged and found the material helpful. It was great to see students involved: Rowan McInnis and Paulina Ta, two members of the Gifted Student Advisory Council, Lucio Castellini, a social media intern were in attendance. The CDO Culinary students also provided catering. Thank you to everyone who worked so hard to provide this opportunity to our families.



Around Our District



AVID educators from around Arizona converged at Amphi High School for the AVID Regional PATH conference. More than 160 educators representing all grade levels participated in whole- and small-group learning sessions, sharing instructional practices that empower students and supporting each other. Special thanks to Amphi High for hosting this excellent educational event.



Around Our Schools



It's an annual tradition at Rio Vista Elementary School: Students and staff showing their love for their school, quite literally, on the playground.



Ms. Harris Memorial Fund

From the Amphi Foundation:


Patsy Harris: a beloved educator, dedicated Governing Board member, and tireless advocate for students and teachers.

Patsy devoted her life to Amphitheater Public Schools, leaving a lasting impact on countless lives through her compassion, leadership, and unwavering belief in the power of public education.

In honor of her memory the Amphi Foundation has established the Patsy Harris Memorial Fund. Donations will directly support the students and educators of the Amphitheater School District.

In lieu of flowers, the Harris family invites friends, colleagues, and community members to contribute to this fund as a meaningful way to carry forward Patsy's dedication to education.





2024 NAEP Results: "The Nation's Report Card"





NAEP, in General

- "The National Assessment of Educational Progress"
- Largest nationally representative and continuing evaluation of the condition of education in the United States
- The "national yardstick" of student achievement since 1969. NAEP assessments are conducted periodically in Math, Reading, Civics, Science, Technology and Engineering Literacy, U.S. History, and Writing.
- The main NAEP assessments are conducted at grades 4, 8, and 12; each subject's assessment does not necessarily involve all three grades.
- Last year's assessment was focused on long-term trends in the main subjects of Math, English and Science.
- Assessment is conducted by random school sampling. Amphitheater usually has at least one school participating. (2024: Cross Middle)



NAEP, in General

- Results released today from the 2024 National Assessment of Educational Progress show that more students than ever before are scoring below NAEP's threshold for mastery of "basic" skills.
- *It's the first time the tests have been given to 12th graders since before the pandemic.*
- High school seniors' average reading and math scores have dropped on the "nation's report card"—and the scores of students struggling the most have fallen to historic lows.
- The nation's lowest performers are falling even further behind.
- The latest 4th and 8th grade reading and math scores, released in January of this year, showed the same pattern.
- The country's 8th graders also lost ground in science, erasing the average growth students had made in the subject since 2009.



NAEP, in General

- Absenteeism was also up among high school seniors. 31% of the nation's seniors last year said they missed three or more days of school in the previous month, compared with 26% in 2019.
- 12th graders who took the test in 2024 were less prepared for college than their 2019 peers, according to NCES' analysis of the scores.
- Only 35% met that bar in reading, compared with 37% in 2019, and 33% in math compared with 37% in 2019.



NAEP, in General

- In both math and reading, 12th graders' scores fell several points since 2019: three points in math on a 300-point scale, and three points in reading on a 500-point scale—continuing a steady pattern of decline that began in 2013.
- This year, though, students at all performance levels except the very highest saw statistically significant score declines.
- The fine point: more students than ever before are now performing at the lowest levels in both math and reading.



NAEP, in General

12TH GRADE STUDENTS SAW DECLINES **IN BOTH SUBJECTS**
ACROSS ALL PERCENTILES EXCEPT THE HIGHEST

	Math	Reading
90 th Percentile	◆	◆
75 th Percentile	↓	↓
50 th Percentile	↓	↓
25 th Percentile	↓	↓
10 th Percentile	↓	↓

↓ Significantly lower ($p < .05$) from 2019



Arizona's NAEP Showing – 4th and 8th Grade, in Math and Reading Only

GRADE 4 | MATHEMATICS | 2024

Average Score

232

In 2024, the average score of fourth-grade students in Arizona was 232. This was lower than the average score of 237 for students in the nation.

However, the average score for students in Arizona in 2024 (232) was not significantly different from their average score in 2022 (232) and was still higher than their average score in 2000 (219).



Arizona's NAEP Showing

GRADE 4 | READING | 2024

Average Score

208

In 2024, the average score of fourth-grade students in Arizona was 208. This was lower than the average score of 214 for students in the nation.

Additionally, the average score for students in Arizona in 2024 (208) was lower than their average score in 2022 (215) and was not significantly better than their average score 26 years ago, in 1998 (206).



Arizona's NAEP Showing

GRADE 8 | MATHEMATICS | 2024

Average Score

270

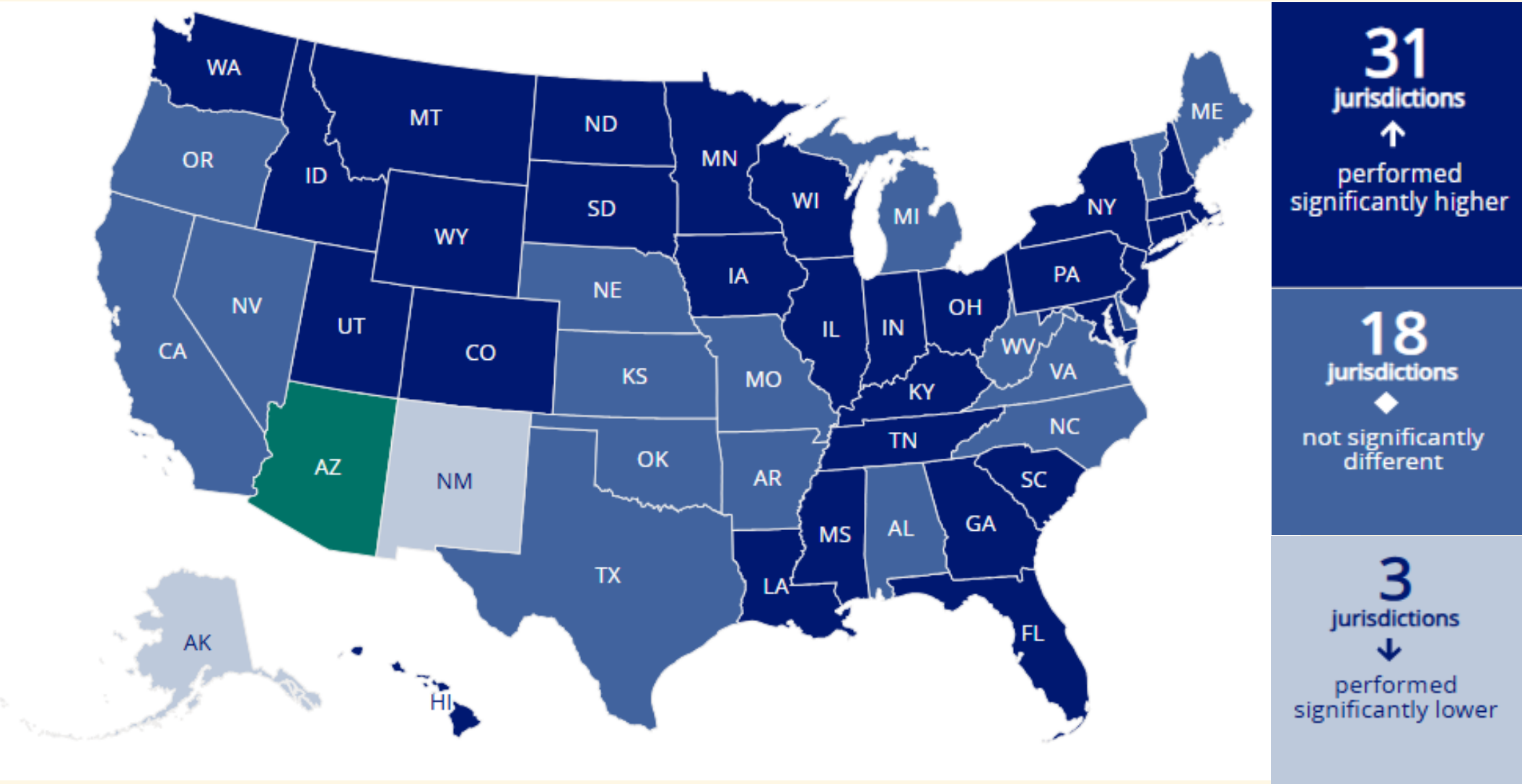
In 2024, the average score of eighth-grade students in Arizona was 270. This was not significantly different from the average score of 272 for students in the nation.

However, the average score for students in Arizona in 2024 (270) was not significantly different from their average score when last tested in 2022 (271) and, indeed almost a quarter of a century ago in 2000 (269).

Note: Arizona's high schools were not among those sampled in the 2024 NAEP assessment cohort in any subject, and no Arizona schools were sampled in Science at any grade level.

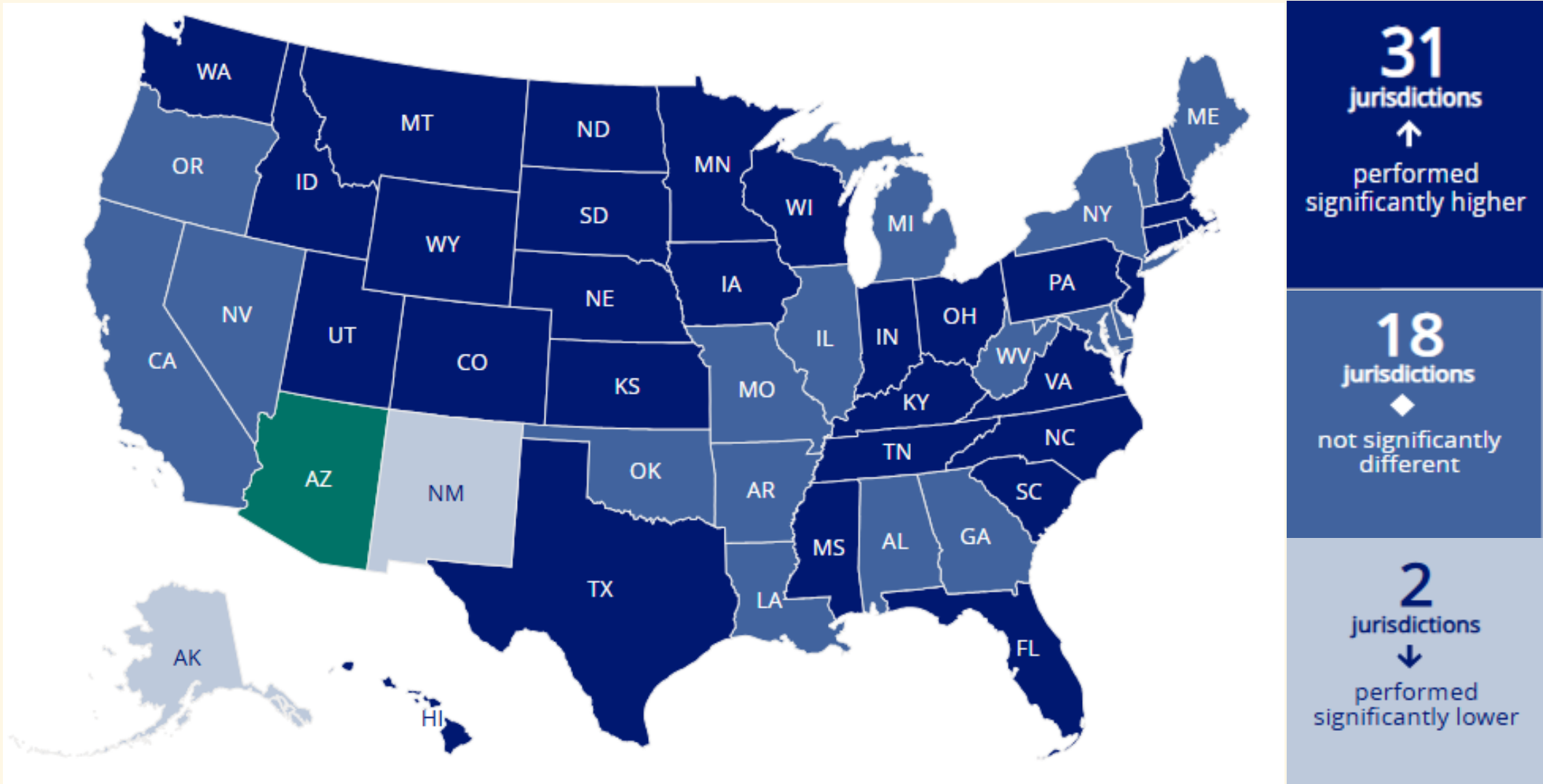


Arizona State Comparisons – 4th Grade Reading



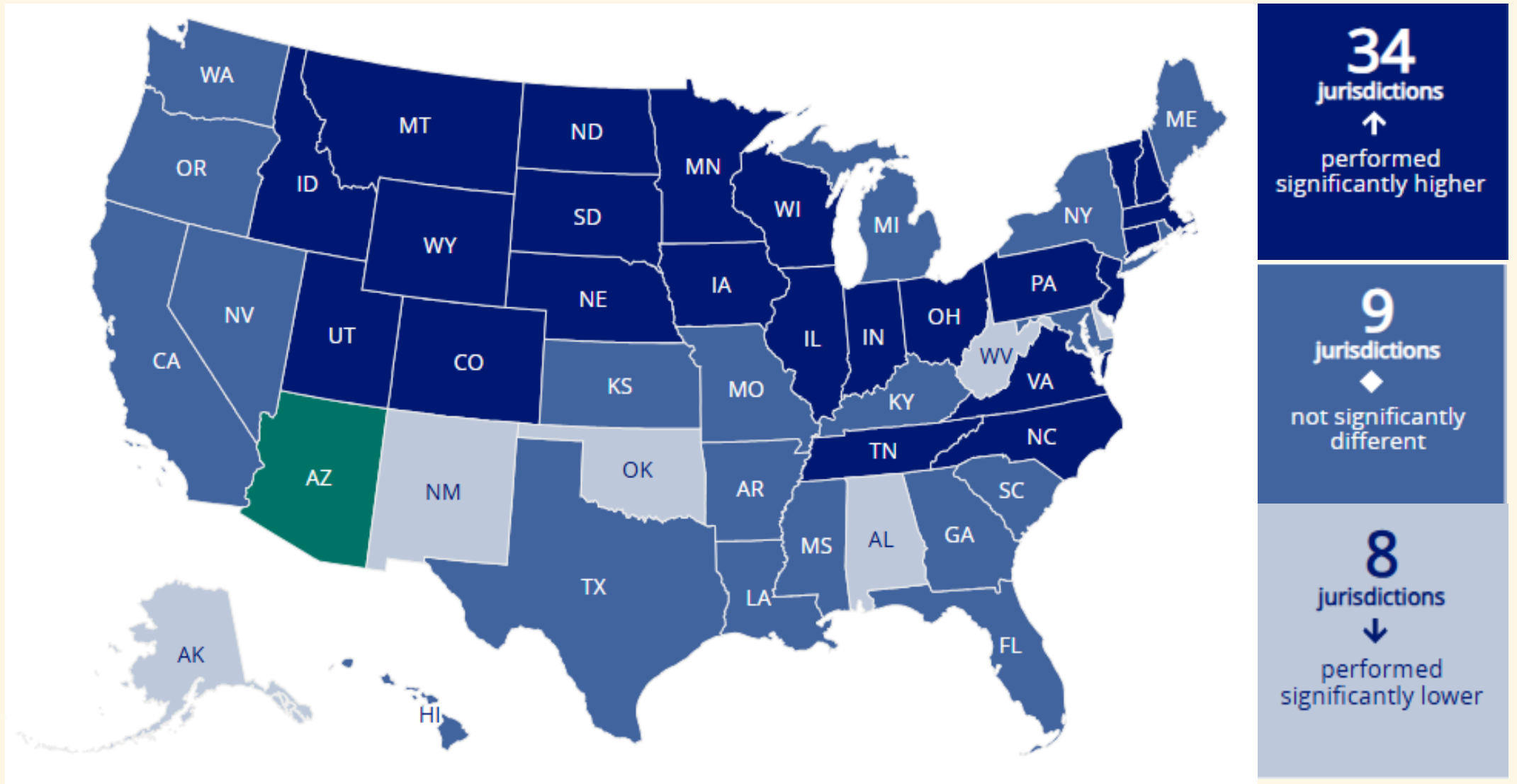


Arizona State Comparisons – 4th Grade Math



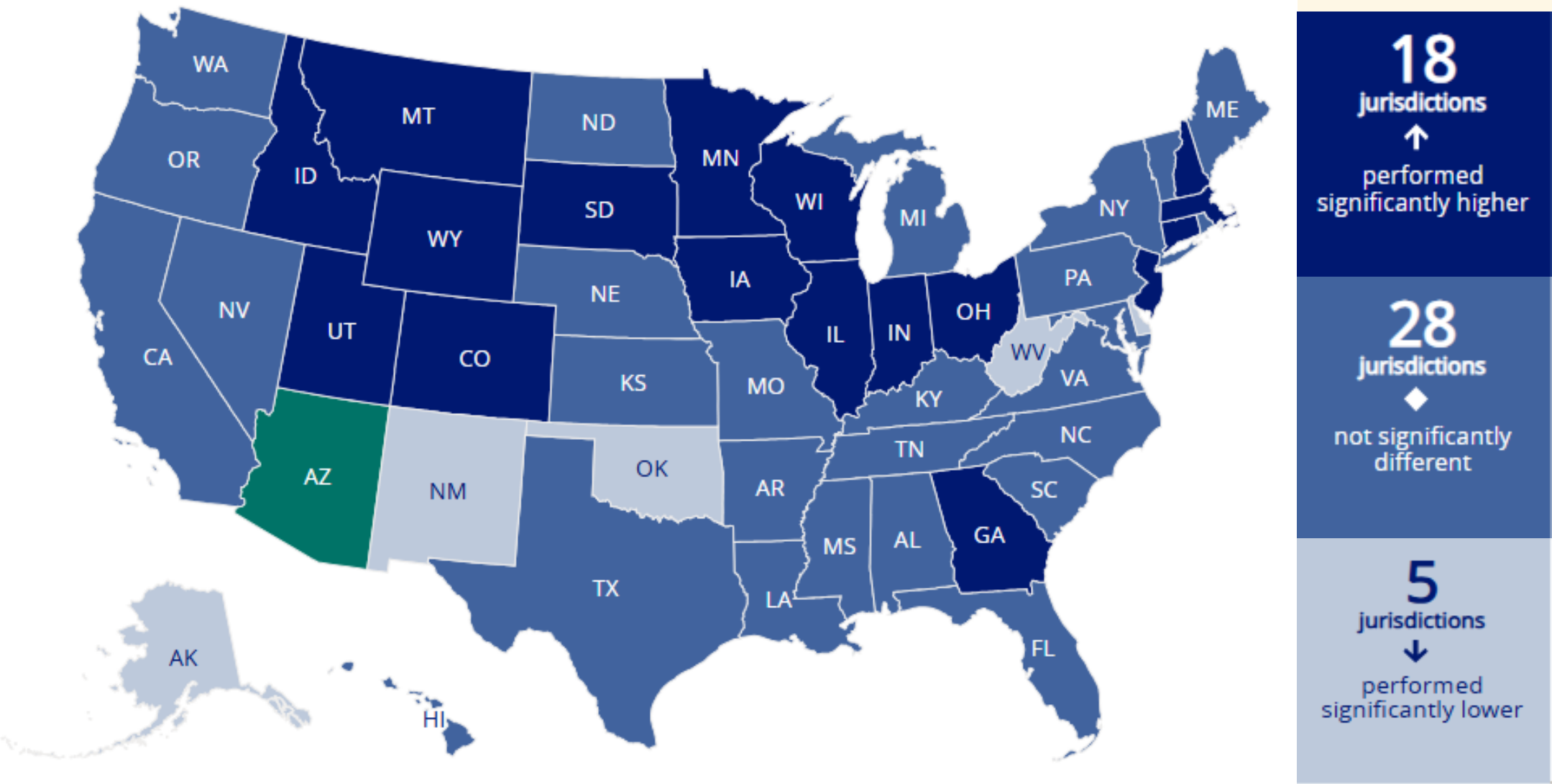


Arizona State Comparisons – 8th Grade Math



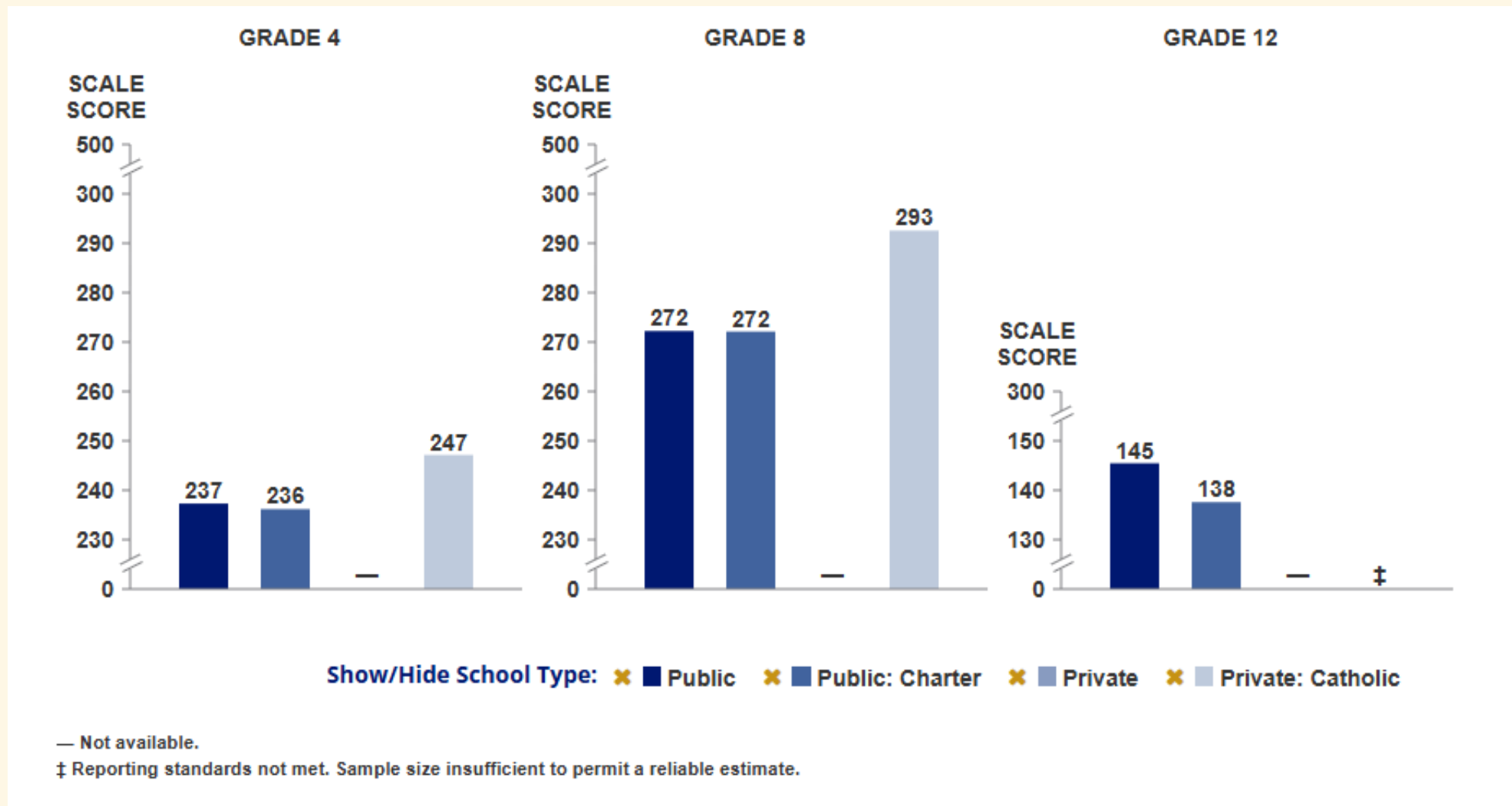



Arizona State Comparisons – 8th Grade Reading





2024 Average scores in NAEP mathematics for all students, by grade and type of school: 2024





End of Report

