



Lake Bluff Safety and Security

Safety and Security

RUN HIDE DEFEND

Armed person/active shooter
INSIDE or OUTSIDE the school building.

LOCKDOWN

Incident occurring INSIDE the building requiring everyone to lockdown in a safe place.

HOLD IN PLACE

A situation INSIDE the building that requires immediate action for all to stay put.
This is non-life threatening.

SECURE THE BUILDING & TEACH

There is a situation OUTSIDE the building that requires all persons to remain inside the building.

EVACUATION

There is an unsafe situation INSIDE requiring all to exit the building - fire, chemical spill, gas leak, etc.

SEVERE WEATHER

Severe weather that has the potential to cause structural damage.



POINTS TO ADDRESS WITH STUDENTS FOLLOWING A DRILL:

an Action Guide is the training tool for teachers to teach students about our safety procedures. What follows are 5 for the staff to consider during the training and if students experience fear from our drill practice. Practicing safety is not of being prepared. When you are dealing with something potentially frightening, if you can get ahead of the kids feel more in control. Their confidence comes from your attitude and approach. They will know you have a plan and terms which makes them feel safe. Education and empowerment are the keys to preparation and relieving fear.

ward about the low probability of one of these dangers happening at the school, though we want to ensure we have drills as a test of the plan. You want to communicate that we are in charge, this is our school, and together we are just like when there is a snow day, we have a plan, if there is a storm, we have a plan, if there is a fire, we have a plan, if there is someone who doesn't belong here, we have a plan to handle it. Students will then be prepared in and out of school.

with students after the drill:


ills help prepare and teach us all about the proper and safe way to act in case of emergency that although safety drills can be scary, they are necessary to help us be more prepared always remember to stop, look, listen and always when announcements are given, students understand that they can help everyone by practicing seriously, and encourage them to be helpers with our eyes and helpers for others.

Issues to discuss and feelings and hidden concerns:
you feel scared or worried? Why? How could I help make our room safer?"

If a student continues to struggle with safety drills:

what they are thinking, what they think they know, and what they are afraid of/worried about
trauma reactions: could this be a reaction to past trauma?
an administrator for guidance, possibly involve the school social worker
a parent of the adverse reaction to the drill and make a preparation plan for next time.

emergency - use this area to take notes (medical needs, notes for substitutes, etc.)



DISTRICT 65 SAFETY & SECURITY

CLASSROOM ACTION GUIDE

EMERGENCY NUMBERS

Police Department Emergency
Cal. 9-1-1 & tell the dispatcher where you are located


You are located in

ROOM 183E

Lake Bluff Elementary School
350 W. Washington Avenue, Lake Bluff, IL 60044


In an emergency: call 9-1-1





LAKE BLUFF DISTRICT 65 SAFETY GUIDE

Letter from Austin Johnson, Director of Safety and Security



This guide is intended to highlight our many safety initiatives and educate you on ways you can help us prioritize safety in our schools each day. Our schools are committed to continuous improvements in safety and security, regularly updating protocols and incorporating the latest best practices to protect students and staff. We will continue to work toward our mission to provide every student a diverse, quality

The safety and well-being of students, staff and community are our top priority. We recognize that students and staff learn, teach, and reach their fullest potential only when they feel safe and are mentally well.

- Types of School Emergencies & Crisis Communication Plans
- Resources Available to Students, Staff, and Families
- How To Talk To Your Student About Safety

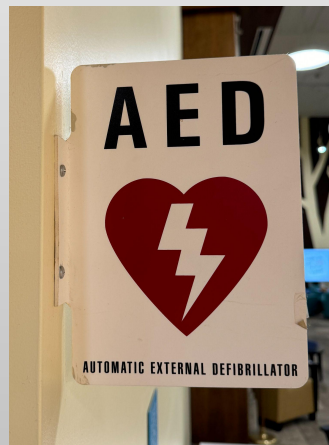
In a world with ever-changing challenges and dangers, it is essential that our entire community is united in supporting our students. Please help us in these efforts. If you ever see or hear of a concern that our schools should be aware of, please do not hesitate to reach out using the tools here and on our website, or email, call, or stop by and see an administrator.

Thank you for your partnership,
Austin Johnson




AED/CPR Training





Lake Bluff D65 School Safety Website

- Lots of information available to parents
- For security reasons not everything can be shared



Excellence in Education, Enthusiasm for Life, Every Student, Every Day

≡ MENU SCHOOLS ▾ TRANSLATE ▾ 🔍


PARENTS & COMMUNITY // SCHOOL SAFETY

School Safety and Crisis Preparedness

Recent acts of school violence have heightened the awareness of the need for safe schools. In Lake Bluff, we utilize a variety of practices and measures to ensure student safety. [Download our District 65 Safety Guide](#) or review some of the key information from the guide below:

D65 Common Safety Terminology	+
Secured Entrances	+
Safety Planning with Lake Bluff Police Department	+
Safety Drills	+
Beyond Facilities	+
Safety is a Community Effort	+
What Parents Need to Know in a School Emergency	+

SAFE2HELP



Excellence in Education, Enthusiasm for Life, Every Student, Every Day

≡ MENU SCHOOLS ▾ TRANSLATE ▾ 🔍

SAFE2HELP

Safe2Help Illinois also has 24/7 help available via a

- hotline (844-4-SAFEIL), a text line (72332), and
- email (HELP@Safe2HelpIL.com) --
- plus a [website](#) full of resources for young people seeking help for themselves or a friend.
- Safe2Help Illinois provides a confidential way for students to share safety concerns.
- Its [Ways To Get Help](#) page is a directory of specialized hotlines, and other sections of its website provide practical steps for dealing with depression or helping a distraught friend.
- The checklist called [20 Questions To Ask Yourself If You Feel Like Giving Up](#) can help a teenager overcome a bout of anxiety or depression.

Ways to get help:

- Contact Safe2Help Illinois: Dial 844-4-SAFEIL, Text SAFE2 (72332), email HELP@Safe2HelpIL.com

To Report Bullying

Lake Bluff District 65 is dedicated to the social-emotional development and safety of all children. We believe a student's right to feel safe in school is paramount and contributes significantly to his or her capacity for learning. All Lake Bluff schools have a protocol for reporting harassment and bullying and we are guided by Board of Education policies.

Safe2Help Illinois also has 24/7 help available via a hotline (844-4-SAFEIL), a text line (72332), and email (HELP@Safe2HelpIL.com) -- plus a [website](#) full of resources for young people seeking help for themselves or a friend. Safe2Help Illinois provides a confidential way for students to share safety concerns.

Wireless Locks and Hard Wired Card Readers



PASS Partner Alliance for Safer Schools and ZeroNow (NCSSD)

- Recommend maintaining a secure exterior and lock classroom doors.
 - A locked classroom door has consistently proven to be a highly effective protective measure in school shootings
 - Recommend locking from the inside. Ours are locked at all times and lockout all badges when placed into lockdown
- Recommend having clear communication to students and staff (intercom and CrisisGo app)



SAFETY WEEK | 2025

Sept. 15-19



9/15

Welcome Video
(See Something, Say Something)

Safe2Help

9/16

Fire Evacuation Video

Evacuation

Fire Evacuation Drill

9/17

Weather Emergency Video

Weather Emergencies

Tornado Drill

9/18

Run - Hide - Defend Video

Lockdown Drill

9/19

Bicycle, Pedestrian, Train Safety Video

Bus Evacuation
(May occur on a different day)

RUN HIDE DEFEND
Armed person/active shooter
INSIDE or OUTSIDE the school building.

Staff Training

- Training with Lake Bluff Police Department
- January 2026
- Active Shooter Training (Run-Hide-Defend)
 - Staff Only
 - PowerPoint
 - Scenario



Additional Information

- Continuous efforts with our 1st responders (police and fire)
 - E-bikes and other planning efforts on coordinated responses to our buildings
- Behavioral Threat Assessment
 - Met on Monday to review our process and procedures to maintain consistency across the district
- LCSMART
- Protect Lake County


25-26 Safety Projects and Future Projects

Safety projects::

- Wireless card access on all doors (Summer 2025)
- Safety Week September 15th-19th (25-26 SY)
 - Safety video each day of the week for students and parents
- Create a district safety committee (25-26 SY)
- Closed and Locked Door Policy (25-26 SY)
- Run- Hide-Defend training for staff (25-26 SY)

Future projects:

- Full integration with PA, doors, cameras, and radios (In Progress)
- New radios at LBES and LBMS (Planning Phase)
- Work with LBPd on radio communication within each building
- Work towards all staff getting trained on how to Stop the Bleed (Future)
 - Stop the Bleed Kit and emergency backpack in each room district-wide
- Upgrade vestibules at each building (Future)
 - Move visitor system into the vestibule
 - New video intercom



Parent Safety Committee

- Meet Quarterly
- Provide input and feedback in regard to safety and security
- Parent input provided by Director of Safety and Security to the admin team and first responders
- Decisions on next steps will be decided at the admin level and based on recommendations for the parent committee, 1st responders input, and best practice in safety and security.
- Future Dates:
 - Feb. 4, 2026, April 1, 2026





Thank You