

TIGER TIMES

SEPTEMBER 2019

Welcome Back!

6th gr./new students - Sep. 3

All Students - Sep. 4

School Hours - 9:05-3:35

Office Hours - 7:30-4:30



A Message from Mr. Higgins!

On behalf of the Lincoln Savage Middle School staff, I would like to welcome you to what we hope will be a great year of learning and growth. As educators, we are extremely appreciative of the families in our community who show consistent support of this important work. We are confident in creating partnerships within our community will ultimately lead to higher levels of student success and continued development of our young adults

Lincoln Savage has a proud history of student achievement and has received many academic accolades in the recent past. Our goal is to continue promoting a Love of Learning, strong citizenship and individual accountability. We

are committed to the hard and smart work required to achieve these goals and enlist your help in that pursuit. Our goals for this year are:

- ~ To improve academic proficiency and growth in reading, writing, math and science.
- ~ To increase student accountability with regard to their own learning.~ To have students draw upon past knowledge and apply it to new situations.
- ~ To have students ask great questions.
- ~ To have students show greater curiosity.We are excited and confident in these efforts.

We are strengthened by our community and we thank you for your support as we work to continue creating a learning environment of trust, respect, and goodwill.

Cafeteria Connection


Lincoln Savage is happy to be able to offer breakfast and lunch again this year at NO CHARGE. Students will receive a healthy meal in our cafeteria if they choose.

Get Ready for School Day

Stop by Lincoln Savage on August 29th to purchase your student's PE uniform, planner and pay the elective fee. We'll be here from 8:00am to 3:00pm to help you get ready for the new school year. We do accept credit/debit cards as well as cash or check.

Your student will also be able to pickup their schedule and locker.

Staff dressed up for the Book Fair!



Wear Red For Ed 2018-19

Dental Sealant Program Signup

Lincoln Savage Middle School's 6th and 7th graders have been chosen to participate in the SmileKeepers School Sealant Program. Dental sealants are plastic coatings painted into the chewing surfaces of the back teeth to seal out germs and prevent cavities. This is a FREE service!

Below is a digital consent form which can be printed and returned to the main office. Students will also receive a paper copy of the consent form in class. The screening and sealants are FREE and are done by dental professionals. The program will be taking place at LSMS from October 7-10th.

Thursday, September 19th

OPEN HOUSE

5:30pm to 7:00pm

Please come and enjoy the evening with a welcome message from our Principals and staff. You will be able to visit your student's classroom and meet teachers. Our Community Partners and PTO will also be here with information on their programs.

2018 PTO at Open House



The Murphy Outback is located next door to Lincoln Savage and provides before school supervision for your middle school student. Students are released at 8:30am to walk over to LSMS so that they may get breakfast if they wish.

Their first day open will be our first day of school, September 3rd, at 7:00am. There is no charge but you will need to fill out their permission slip and their General Release forms which are at the end of our newsletter.

Tuesday after school activities will begin September 24th and also need a permission slip and General Release form. Students are released at 5:30pm so that they can return to LSMS to ride an Activity Bus home or be picked up by a parent.

UPCOMING EVENTS

- 8/19 Sports Practices Begin
Cross Country – 7:00am-8:30am
Football – 5:30pm-7:30pm
Volleyball – 5:30pm-7:30pm
- 8/29 Get Ready for School Day
8:00am-3:00pm
- 9/3 1st Day for 6th grade & new students
- 9/4 1st Day for 7th/8th grade
- 9/17 Picture Day
- 9/17-20 Book Fair
- 9/19 Open House
- 9/24 Outdoor School Parent Night, 6:00pm
- 10/3 Cookie Dough Kickoff
- 10/7-10 Dental Sealants
- 10/15 Picture Retakes
- 10/21-25 Outdoor School
- 10/31 End of 1st Quarter
- 11/1 Clerical Day - No School
- 11/7-8 Conferences - No School
- 11/27-29 Conferences - No School

LINCOLN
SAVAGE

LIBRARY NEWS

We are so excited to have our students return to LSMS! Incoming 6th graders will learn Library Rules and Procedures the first and second week of school!

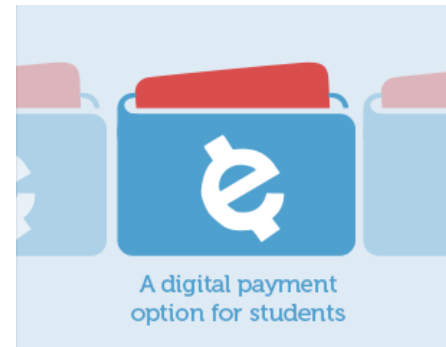
We are also having a **Scholastic Book Fair** September 17-20th in our library! A percentage of our sales goes back into our Library fund! Parents and Guardians have a new way to pre-pay an allowance toward their student's book fair order! Directions are found in the online at:

<https://bookfairs.scholastic.com/bookfairs/cptoolkit/homepage.do?method=homepage&url=lincolnsavagemiddleschool1>

Battle of the Books

If you'd like to be a part of our team this year, or just like to read a lot of books that can count toward your AR goal, Battle of the Books is a good club to belong to. Contact Mrs. Haberman in the library, or Mrs. Deforest (7th grade Language Arts) for more information once school begins.

See you soon,
Mrs. Haberman
Library Manager



Interested In Being A Volunteer?



VOLUNTEER
APPLICATION
PROCESS

Visit our volunteer webpage at
[tp://www.threerivers.k12.or.us/district/
olunteer-information](http://www.threerivers.k12.or.us/district/volunteer-information)

Scroll to the bottom and click

"VOLUNTEER APPLICATION" link to complete
your application

MAKE CERTAIN you click *SUBMIT*
APPLICATION when finished (most common
error made)

Allow 2 weeks for official approval

Medication at School

Oregon Law states students are NOT allowed to carry medication of any kind, prescription or over-the-counter, at school. This includes but is not limited to Tylenol/Ibuprofen, cough drops, antacids, inhalers, etc. If your child requires any type of medication to be administered during the day we must have a Medication Form on file in the office. A parent must bring the medication which must be in the original container to the office and fill out the medication form. We keep all medications locked up in the office. If you have questions about a medication please call the Lincoln Savage office.

OMSI Outdoor School



OMSI Outdoor School at Camp Gray will be in October this year! Our 6th grade class will travel to Newport, Oregon, to attend 2-1/2 days of FUN and hands-on learning provide by OMSI staff during the week of October 21-25

Students are split into two groups and will either go Monday-Wednesday or Wednesday-Friday. They will travel by bus and be assigned a comfortable group cabin to sleep in. All meals and snacks are provided.

LSMS will be hosting a parent night September 24th at 6pm to answer questions and distribute registration packets. It is highly recommended you attend this informational meeting.

We are hoping all of our 6th grade students will be able to take advantage of this unique opportunity!

LINCOLN SAVAGE

Monday – Thursday

Regular Schedule


<i>First Bell</i>	<i>8:55 am</i>		
1st Period	9:05 am	9:59 am	54 Minutes
<i>Passing</i>	<i>9:59</i>	<i>10:03</i>	<i>4 Minutes</i>
2nd Period	10:03 am	10:55 am	52 Minutes
<i>Passing</i>	<i>10:55</i>	<i>10:59</i>	<i>4 Minutes</i>
3rd Period	10:59 am	11:51 am	6th Grade Lunch
	<i>ELO / IM Lunch</i>	<i>10:55 – 11:21 11:21 – 11:51</i>	52 Minutes
<i>Passing</i>	<i>11:51</i>	<i>11:55</i>	<i>4 Minutes</i>
4th Period	11:55 am	12:47 pm	7th Grade Lunch
	<i>ELO / IM Lunch</i>	<i>11:51 – 12:17 12:17 – 12:47</i>	52 Minutes
<i>Passing</i>	<i>12:47</i>	<i>12:51</i>	<i>4 Minutes</i>
5th Period	12:51 pm	1:43 pm	8th Grade Lunch
	<i>ELO / IM Lunch</i>	<i>12:47 – 1:13 1:13 – 1:43</i>	52 Minutes
<i>Passing</i>	<i>1:43</i>	<i>1:47</i>	<i>4 Minutes</i>
6th Period	1:47 pm	2:39 pm	52 Minutes
<i>Passing</i>	<i>2:39</i>	<i>2:43</i>	<i>4 Minutes</i>
7th Period	2:43 pm	3:35 pm	52 Minutes

Friday Regular Schedule:

PD Schedule

<i>First Bell</i>	<i>9:55 am</i>		
1st Period	10:05 am	10:49 am	44 Minutes
<i>Passing</i>	<i>10:49</i>	<i>10:53</i>	<i>4 Minutes</i>
2nd Period	10:53 am	11:37 am	44 Minutes
<i>Passing</i>	<i>11:37</i>	<i>11:41</i>	<i>4 Minutes</i>
3rd Period	11:41 am	12:25 pm	44 Minutes
<i>Passing</i>	<i>12:25</i>	<i>12:29</i>	<i>4 Minutes</i>
4th Period	12:29 pm	1:13 pm	44 Minutes
<i>Passing</i>	<i>1:13</i>	<i>1:17</i>	<i>4 Minutes</i>
5th Period	1:17 pm	2:01 pm	44 Minutes
<i>Passing</i>	<i>2:01</i>	<i>2:05</i>	<i>4 Minutes</i>
6th Period	2:05 pm	2:49 pm	44 Minutes
<i>Passing</i>	<i>2:49</i>	<i>2:53</i>	<i>4 Minutes</i>
7th Period	2:53 pm	3:35 pm	42 Minutes

How to Stay Connected with LSMS



Students can check grades using their regular computer login and password.
Lincoln Savage website>Click on the icon on the [HOME](#) page



Parents can check grades (get activation code from front office).
Lincoln Savage website>Click on the icon on the [HOME](#) page



Or get the App for your phone and access grades anywhere. *Search for ParentVue in your app store.*



Check out our district library resource page
<https://www.threerivers.k12.or.us/students/library-resources>



Check teacher websites for updated class work in Language Arts. Plus links to everything on this sheet.
Lincoln Savage website>[classrooms](#)>click on link to website



Follow us on Facebook - [Lincoln Savage Middle School](#)
6th Grade: [LSMS Sixth Grade](#)



Follow us on Twitter
6th Grade: @LSMS6thgrade
All School Twitter: @LSMS_tigers (check out bottom of LSMS website for Twitter feed)



Check your student's Google Classroom to stay updated with their assignments.
-ALL GRADE LEVELS, but not all teachers
-Ask your student to log into their Google Classroom (using district email/password)
-Sign-up (leave name/email w/Mrs. Fox) for weekly emails regarding progress



Text @lsmstigers to 81010

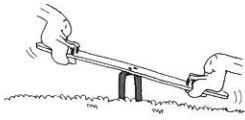
Lastly, you can always call or email any of your child's teachers. Find our contact information on Lincoln Savage's homepage.

*****Email is the easiest and faster form of communication. However, you may of course leave us a phone message as needed.**

Home & School CONNECTION[®]

Working Together for School Success

Lincoln Savage Middle School
Mark Higgins, Principal



SHORT NOTES

Excellent attendance

Being in school every day means your child won't miss out on learning. Try to schedule appointments and family trips outside of school hours. If he asks to stay home "just because," remind him of what he'll miss, such as his reading group or PE class. Explain that he can be absent only if he's sick or if there's a family emergency.

DID YOU KNOW?

Children who regularly eat meals with their families tend to do better in school and avoid risky behavior.

Eating dinner together is great, but other meals count, too. If you work at night, maybe you could make time for a family breakfast. Or on a weekend, try a picnic lunch.

Celebrate progress

Suggest that your youngster create a fun reminder of all the things she has accomplished. Let her cover a box with construction paper and label it "I did it!" Then, she can write each success ("I learned to add fractions") on a slip of paper and put it in the box. If she's feeling discouraged, have her read the slips.

Worth quoting

"The best way to cheer yourself up is to try to cheer somebody else up!"
Mark Twain

JUST FOR FUN

Q: Can a kangaroo jump higher than the Empire State Building?

A: Of course. The Empire State Building can't jump!



Conversations about school

When you think of parent involvement, do you picture moms and dads volunteering in classrooms? That's one way to help—but research shows that supporting your child's education at home is even more important. Here are conversation starters that will help you stay involved.

"Let's see what you brought home."

Look at completed work to find out what your youngster is learning and how well she's doing. You could comment on her math work or social studies project, for instance. ("You know a lot about our state's history!") Also, respond to notes from her teacher, and sign her weekly folder or daily planner if required.

"Show me what you have for homework."

It's your child's job to do her homework, but you play a role, too. Make sure she knows what she's supposed to do by having her explain the assignments to you. After she finishes her homework, glance over the work to see that it's complete.

"Describe a book you enjoyed today."

This gives you an idea of what your youngster prefers to read. Then, build a daily reading habit by asking what she'd like to read tonight. Encourage her reading and listening skills by reading aloud to her and letting her read to you.

"Tell me what you learned that you'd like to know more about."

Use her interests as jumping-off points for activities to share. If she likes geometry, you might hunt for



shapes together. If she's fascinated by how animals adapt to winter, take her to the library to research the subject or to the zoo to see live animals.♥

After-school questions

Asking "How was school today?" might not get you far. Instead, ask questions like these for a better picture of your youngster's day:

- "What's the coolest thing that happened? What wasn't so cool?"
- "Pretend you're the teacher. How would you describe the day?"

- "What made you laugh?"
- "What was the most creative thing you did?"


- "How were you kind or helpful today? How was someone kind or helpful to you?" ♥



What does respect look like?

Your youngster's daily dealings with adults and kids alike will be more pleasant if he speaks and acts respectfully. Try these tips for helping him learn about respect.

Respectful replies. Think about something that you and your youngster disagree on (say, whether his video game time should be limited). Model having a respectful discussion about it. You might say that his brain and body are growing and that he needs to run and play to stay healthy. Then, suggest a respectful response, such



as, "I want to be healthy, but I love video games." Have him brainstorm other situations where people have different opinions but still speak to each other with respect.

Everyday acts. When you mow the lawn or clean up after your dog, you can teach your child about respect for neighbors. Explain that keeping your neighborhood clean and neat makes it nice for everyone. Ask him to think of other respectful things neighbors should do. If you share an apartment laundry room, he might say that you respect neighbors' time by removing your clothes when they're done so others get to use the washers and dryers.♥

A reading challenge

By reading more complex books, your child can learn new words, facts, and ideas. He'll also be exposed to more complicated plots and will grow as a reader. Share these suggestions:

- Knowing something about the topic or setting makes a tougher book easier to comprehend. If your youngster is reading a novel set in China, he could talk to someone who has been there or look up the country online (try a children's site like kids.nationalgeographic.com).



- Encourage your child to look at a simpler book on the same subject. A picture-book biography about Harriet Tubman may help your youngster better understand a textbook chapter on the civil rights movement, for instance.

- Suggest that your child read complicated material with pencil and paper in hand. He can jot down questions, words to look up, or facts he wants to learn more about.♥



Q & A

Strong study habits

Q: My third grader has to spend more time studying this year. How can I make sure she studies effectively?

A: Set your daughter up for success by helping her find a distraction-free study spot. Also, have her come up with a study routine. For instance, she could reserve time each evening to review her textbook and notes in the days leading up to a test.

Also, many students find it helpful to jot down a purpose each time they study. Your child might write: "I will learn the definitions of all the boldfaced words in chapter 7, section 1."

Finally, encourage her to experiment with study strategies to find what works best. She could close her eyes and imagine how a word is spelled or draw a grid with 9 squares to solve 3 x 3. Or she might find it helpful to spell or recite math facts aloud in rhythm or to a familiar tune.♥



PARENT TO PARENT

Talking to kids about money

My children were always asking to buy things like dress-up shoes or new games. They didn't seem to understand that these items weren't in our budget.

I wanted them to learn about how we spend our money—and that it is limited. So I got a spiral notebook and labeled it "Family Spending Journal." I explained that for two weeks, everyone would keep a record of what they spent money on. I listed items like my

subway fare, the electric bill, and food at the grocery store. The children wrote down expenses such as school lunch, soccer cleats, and field trip fees.

After a few days, they were surprised by how many things we needed money for. Our kids had no idea, for example, that we paid for taxes on our income, several types of insurance, and membership in our homeowners' association. Sometimes they still ask to buy too many things at the store, but when I say no, at least they understand why.♥



OUR PURPOSE

To provide busy parents with practical ideas that promote school success, parent involvement, and more effective parenting.

Resources for Educators,
a division of CCH Incorporated
128 N. Royal Avenue • Front Royal, VA 22630
800-394-5052 • rfeustomer@wolterskluwer.com
www.rfeonline.com
ISSN 1540-5621

Middle Years

Working Together for School Success



Short Stops

Take good risks

Encourage your tween to try an activity that appeals to her, even if she's a little nervous. Maybe she wants to join the cross-country team but hasn't run longer distances. Or perhaps she's interested in the improv club but is hesitant about public speaking. Stepping out of her comfort zone will stretch her abilities and build confidence.

Agree to disagree

If your usually agreeable child starts poking holes in your opinions, that's a sign his reasoning skills are developing. Try not to take it personally, and ask him to share his views respectfully. He'll learn that it's okay to disagree, as long as he's polite about it.

Puzzle me this

Crossword puzzles boost your tween's vocabulary. Have her print free puzzles she finds online or get crossword books from a dollar store. Or she and her friends could make crosswords for each other on graph paper or with a website like puzzlemaker.discoveryeducation.com.


Worth quoting

"The way to get started is to quit talking and begin doing." *Walt Disney*

Just for fun

Q: Why did the bird build a nest on the car?

A: She knew they would be moving soon!



A good attitude = more learning

Starting the year with a positive attitude about school goes a long way toward a student's success. Inspire your tween to develop a winning outlook with these strategies.

Look for positives

Your middle grader can find something interesting about every class. Suggest that he start a list of fun facts, one from each class every week. After a biology lesson on genetics, he might write, "I had a 50 percent chance of having blue eyes since Mom's are brown and Dad's are blue." Encourage him to share his discoveries with you.

Celebrate achievements

Tell your tween to congratulate himself on a job well done. Maybe he earned a higher score on this week's vocabulary quiz than he did on last week's. Or perhaps he picked a topic for his history paper, even though he was tempted to



put off getting started. Saying "I did it!" will make him feel good about himself and motivated to keep working hard.

Seek help

Successful students know how to get help when they face challenges. For example, your child could post a schedule of teachers' office hours or homework-help sessions in his locker. Then if he's struggling, he can sign up for a slot. Having a plan in place will help him stay upbeat. 👍

Fall family fun

Strong parent-tween relationships help kids resist risky behaviors and make family life more enjoyable. Try these ideas.

■ **Outings.** Ask your child to find outings that sound fun, such as a fall festival or a paint night. For ideas, she could look in the newspaper or check library and community center websites. *Tip:* Suggest that she ask classmates where their families like to go on weekends.

■ **Projects.** Let your middle grader plan family projects. Perhaps she'll suggest a garage sale. Work together to gather books, housewares, and toys you don't need anymore. She can help to advertise the sale, price items, and greet customers. 👍



Wanted: Involved parents

What does parent involvement look like in middle school? While you probably won't be volunteering in your child's classroom, she still wants your support (even if she doesn't act like she does). Consider these tips for being a partner in her education.




At school. Make it a priority to attend school events like curriculum nights and school plays. Also, look for ways to help that are related to your tween's activities. If she plays in the band, you could volunteer to set up for a concert. If she belongs to a book club, you might offer to shelve library books and talk to her afterward about

books you noticed. Or if she's an athlete, maybe you'll work at the concession stand during sporting events.

At home. Offer to quiz your middle grader on material she's studying or to look over a paper she's working on. To stay in the loop about what's happening in school, read the website regularly and sign up for email or text alerts. Mention the announcements to your child so she knows you're interested in her school. 👍

Q & A Getting started with community service

Q My son is required to complete community service hours this year, but he can't decide what to do. How can I help him?



A Doing community service will let your son help others and gain work experience. The main office or his school counselor may have a list of places where he can volunteer. He could also ask friends, relatives, and neighbors for ideas.

Then, suggest that he choose a job that matches his interests—he'll get more out of it that way. For example, he might participate in a beach cleanup if he's concerned about the environment. Or if he likes working with younger children, he may play games or read with little ones at a homeless shelter while their parents attend job training.

Finally, encourage him to keep track of his work, including names of supervisors, so he'll receive credit—and even have references for a job someday. 👍

Everyday engineering

From shoes and clothing to appliances and electronics, just about every product your tween uses was designed by engineers. Help him discover how engineering affects his daily life with this activity.



1. Encourage your child to consider the engineering involved in his favorite products. Maybe his running shoes absorb impact, the smoothie maker purees big chunks of fruit, or his jacket repels rain.

2. Now let him pick a product to redesign. He could decide to add another layer of foam to his shoes. First, he should run a block and rate his comfort on a scale of 1–10. Then, he can add foam, run another block, and rate his comfort again. What happens if he adds even more foam? How much might be too much? 👍


Parent to Parent The "elevator speech"

When I was looking for a job, I discovered an interesting technique for "selling" yourself in an interview: the "elevator speech." I shared the idea with my daughter Susan, thinking she could use it to write summaries or make points during class discussions.

30 seconds or less—about the time it would take to ride from the ground to the top floor of a building.

Susan jotted down what she wanted to say. At first, it took her almost 3 minutes to read it. But she kept trimming her summary until it was about 30 seconds long.

Then, she read it aloud to me. She got to the point quickly, and now she plans to try the strategy in class. 👍



OUR PURPOSE

To provide busy parents with practical ideas that promote school success, parent involvement, and more effective parenting.

Resources for Educators, a division of CCH Incorporated

128 N. Royal Avenue • Front Royal, VA 22630
800-394-5052 • rfeustomer@wolterskluwer.com
www.rfeonline.com

ISSN 1540-5540

DENTAL SEALANT PROGRAM



FREE DENTAL SCREENINGS AND SEALANTS

Free preventive dental services are offered at your child's school. Please return a completed permission slip to use this service.

YES, I want my child to have a dental screening and dental sealants.


*Even if your child has previously had sealants, please mark 'YES' so we can check them.

No thank you.

Name of Child: _____
(Last) (First) (Middle Initial)

Student's Date of Birth (mm/dd/yy): ____/____/____ Teacher: _____ Grade: ____

If 'YES', please complete form on next page



THE PROBLEM: CAVITIES

- Cavities are the most common chronic childhood disease
- About 1 in 5 (20%) children age 5-11 have at least one cavity.

THE SOLUTION: DENTAL SEALANTS

- Dental Sealants are protective coatings placed on the back teeth.
- Sealants are a quick, easy and painless way to prevent cavities.



Healthy teeth are important to your overall health



Dental screenings & sealants are done by dental health care professionals.



When sealants are done in school, you miss less work and your child misses less school



See your dentist at least once a year

Free School Sealant Program Permission Slip

Free dental screenings and sealant services are now offered at your child's school. Dental sealants are plastic coatings put on the back teeth and are a quick and easy way to prevent cavities. The screening and sealants are done by health care professionals.



If you don't have a dental home and need help finding a dentist, please call Capitol Dental at 800-525-6800

Contact Information
Parent/Guardian:
Best phone number to reach you:
Email address:
Mailing address:

Please provide the following information so we can better serve your child:

My child is taking (list medications):	None: <input type="checkbox"/>
My child is allergic to:	None: <input type="checkbox"/>
Any current medical problems:	None: <input type="checkbox"/>
Any behavioral considerations:	None: <input type="checkbox"/>
Other information to help us better serve your child:	None: <input type="checkbox"/>

Please complete the section below. You will not receive a bill.

Health Insurance: <input type="checkbox"/> Oregon Health Plan(OHP)/Medicaid ID# _____ <input type="checkbox"/> Private dental insurance company _____ <input type="checkbox"/> No health insurance	These services are FREE!
---	---------------------------------

By signing below, you:
 As the legal parent/guardian, I hereby consent to the release and exchange of information, including any relevant personal health information, between the dental sealant staff, school staff, insurance carriers, the child's dentist, applicable Coordinated Care Organization, and/or the Dental Care Organization of record. I have received a copy of "Notices of Privacy Practices" or it is available to me on the CDC website at <http://www.capitoldentalcare.com>. If you have any concerns or questions regarding the Notice, you may contact CDC at 1-800-525-6800. This consent remains in effect for 24 months.

Parent/Guardian Signature: _____ **Date:** _____

DENTAL SEALANT PROGRAM



EXAMEN DENTAL Y SELLADORES GRATIS

Servicios dentales preventivos se ofrecen gratuitos en la escuela de su hijo/a. Por favor regrese una hoja de permiso completada para usar este servicio.

SÍ, deseo que mi hijo/a reciba una revisión dental y selladores dentales.


*Aunque su hijo/a recibió selladores en el pasado, marque "sí" para que podamos revisarlos.
Si eligió "sí", llene la información a continuación y firme.

No gracias.

Nombre del/de la menor: _____
(Apellido) (Primernombre) (Segundo nombre)

Fecha de nacimiento del/de la estudiante (mm/dd/aa): ____/____/____ Maestro: _____ Grado: _____

Si la respuesta es 'SI', por favor, complete el formulario en la parte de posterior



EL PROBLEMA: LAS CARIES DENTALES

- Las caries son la enfermedad crónica más común de los niños.
- Aproximadamente 1 de cada 5 (20%) niños entre 5 y 11 años tienen al menos una carie.

LA SOLUCIÓN: SELLADORES DENTALES

- Los selladores dentales son una capa protectora que se colocan en los dientes de atrás.
- Los selladores son una manera rápida, fácil y sin dolor para prevenir las caries.



Los dientes sanos son importantes para su salud en general



Los exámenes y selladores dentales son hechos por profesionales de la salud dental



Cuando se hacen selladores en la escuela, pierde menos trabajo y su hijo pierde menos tiempo en la escuela



Visite a su dentista al menos una vez al año

Programa escolar gratuito de selladores

Hoja de permiso

Ahora se ofrecen revisiones dentales y servicios de selladores gratuitos en la escuela de su hijo/a. Los selladores dentales son revestimientos de plástico que se aplican a las muelas y son una forma rápida y fácil de prevenir las caries. Profesionales de la atención dental realizan la revisión y aplican los selladores.



Si usted no tiene una oficina dental y necesita ayuda para encontrar un dentista, por favor llámenos a Capitol Dental al 800-525-6800.

Información de contacto
Padre, madre o tutor legal:
Número telefónico para comunicarnos con usted:
Dirección de correo electrónico:
Dirección postal:

Proporcione la siguiente información para que podamos atender mejor a su hijo/a:

Mi hijo/a toma (indique medicamentos):	Ninguno: <input type="checkbox"/>
Mi hijo/a tiene alergia a:	Ninguno: <input type="checkbox"/>
Cualquier problema médico actual:	Ninguno: <input type="checkbox"/>
Cualquier consideración del comportamiento:	Ninguno: <input type="checkbox"/>
Otra información que nos ayude a atender mejor a su hijo/a:	Ninguno: <input type="checkbox"/>

Complete la siguiente sección. Usted no recibirá una factura.

Seguro de salud: <input type="checkbox"/> Núm. de identificación del Plan de Salud de Oregon (OHP, por sus siglas en inglés)/Medicaid#: _____ <input type="checkbox"/> Compañía de seguro dental privado _____ <input type="checkbox"/> No tiene seguro médico	¡Estos servicios son GRATUITOS!
---	---

Al firmar a continuación, usted:

Como padre/madre/tutor legal, por medio de la presente autorizo la divulgación y el intercambio de información, incluyendo cualquier información médica personal relevante, entre el personal de los selladores dentales, el personal de la escuela, las compañías de seguro, el dentista del/de la menor, la Organización de Atención Coordinada correspondiente y/o la Organización de Atención Dental constatada. He recibido una copia de los "Avisos de prácticas de privacidad" o está disponible para mí en el sitio web de los CDC en <http://www.capitoldentalcare.com>. Si usted tiene inquietudes o preguntas con respecto a la notificación puede comunicarse con CDC al 1-800-525-6800. Este Consentimiento permanece en vigor durante 24 meses.

Firma del padre, madre o tutor legal: _____ Fecha: _____

CAPITOL DENTAL CARE

SUMMARY OF NOTICE OF PRIVACY PRACTICES

The confidentiality of your protected health information, also called your medical record, is a high priority at Capitol Dental Care. There are a number of reasons that we may need to use this information or disclose it to others. This Notice of Privacy Practices is provided to inform you of the ways that we can use and release information from your medical record. THIS PAGE IS NOT THE FULL NOTICE OF PRIVACY PRACTICES, which is available upon request. In addition to our longstanding commitment to protecting your information there are certain obligations that we have under federal law. One of those obligations is to provide you with this Notice.

THINGS EXPLAINED IN THE FULL NOTICE OF PRIVACY PRACTICES:

- **How we may use and share your health information without your permission to:**
 - Provide treatment to you;
 - Get paid for the services that we provide to you;
 - Operate our clinics and other facilities;
 - Make reports to federal, state, and local agencies and others when the law requires such reporting;
 - Make reports or share information for public health, safety, and/or research purposes.
- **How we can share your information without your permission, but only if we give you a chance to object:**
 - To share information about you to family, friends, or others involved in your care for payment for the services you receive;
 - To share information about in case of a disaster to let your family and friends know where you are and your general condition.
- **How we can use and share your medical information only with your permission for disclosures other than those described above.**
- **Your legal rights under federal privacy laws include your right to:**
 - Ask to see and copy your medical information;
 - Ask that incorrect or incomplete information in your medical information be corrected;
 - Ask for a list of the places we have sent your information unless it was sent with your permission, for payment, treatment, or health care operations;
 - Ask that we limit the information we use or share for treatment, payment, or healthcare operations, or the information that we share with family members or others involved in your care. WE are not required to agree to your request;
 - Ask that we communicate with you in a confidential manner;
 - Ask for a paper copy of the Notice of Privacy Practices at any time;
 - Be notified in the event of a breach of unsecured, protected health information;
 - File a complaint if you think your privacy rights have been violated;
 - Pay out of pocket in full for a healthcare item or service and restrict disclosure of that particular item or service to your health plan provider.

Request for a full Notice of Privacy Practices is available at your SmileKeepers office or on our website at www.capitoldentalcare.com



Welcome to another year at The Outback! We are excited to see old faces and meet new ones as we begin a year full of making memories and having fun! We ask that you abide by these rules to ensure this year is filled with safety, respect and good, clean fun! By signing below, by both guardian and student, you are committing to following our Outback standards and agree to the consequences if such rules are broken.

**If any of the following rules are broke, depending on the severity of the offense, your student may be asked to go home and/or not to return to the Outback.*

1. **Respect the Stuff** (no damaging game equipment, buildings or property! help us take care of the stuff so we can keep having fun)
2. **Respect Others** (positive words are welcome - put downs, bullying, and disrespect will not be tolerated)
3. **Respect God** (you are not forced to believe in God but we ask that you respect other's beliefs and the beliefs of the Outback staff & volunteers)

Guardian Signature: _____

Student Signature: _____

Open Hours for Middle School Students

Every morning before school | 7am - school opens

Tuesdays | After School - 5:30pm

Wednesday - Homework Help | After School - 5:30pm

Questions? Call us or visit our website
www.murphyoutback.org

Please fill out the back side of this page-->

Or you can fill out the permission slip online
www.murphyoutback.org/permissionslip

General/Liability/Medical/ Photo Release Form

I, the parent/legal guardian of **(child(ren)'s name here ->)** _____
give permission for said child to participate in any activity sponsored by Murphy Outback Youth Ministries (MOYM). I agree to hold harmless any and all persons associated with MOYM with the understanding that all reasonable safety precautions will be taken by MOYM persons during all activities and events. I agree to let my child's photo be taken and be used appropriately by MOYM as they see fit (i.e. newsletters, publicize upcoming events, Facebook, other social media outlets, etc.). I authorize MOYM personnel to seek and obtain immediate emergency medical and/or dental treatment for my child in my absence.
I understand that no matter what precautions are taken the possibility of injury is ever present. I will not hold Murphy Outback Youth Ministries, its agents, employees, or any volunteer staff liable should any damage to persons, property, illness, disease or injury result from participating in MOYM events/activities.

Parent/Guardian Name (Please Print) _____

Address/City/Zip _____

Primary Ph.# _____ Email _____

Emergency Contact Name _____

Emergency Contact # _____

Physician Dr. _____ Ph. # _____

Medical Insurance: _____ Policy # _____

Dentist Dr. _____ Ph. # _____

Dental Insurance: _____ Policy # _____

Please list any allergies and/or medical conditions your child may have, also list any medications and/or supplements they may be taking at this time. _____

Parent/Guardian Signature _____ Date: _____

July 2019

Sun	Mon	Tue	Wed	Thu	Fri	Sat
	1	2	3	4	5	6
7	8	9	10	11	12	13
14	15	16	17	18	19	20
21	22	23	24	25	26	27
28	29	30	31			

August 2019

Sun	Mon	Tue	Wed	Thu	Fri	Sat
				1	2	3
4	5	6	7	8	9	10
11	12	13	14	15	16	17
18	19	20	21	22	23	24
25	26	27	28	29	30	31

September 2019

Sun	Mon	Tue	Wed	Thu	Fri	Sat
1	2	3	4	5	6	7
8	9	10	11	12	13	14
15	16	17	18	19	20	21
22	23	24	25	26	27	28
29	30					

October 2019

Sun	Mon	Tu	Wed	Thu	Fri	Sat
		1	2	3	4	5
6	7	8	9	10	11	12
13	14	15	16	17	18	19
20	21	22	23	24	25	26
27	28	29	30	31*		

November 2019

Sun	Mon	Tue	Wed	Th	Fri	Sat
					1	2
3	4	5	6	7	8	9
10	11	12	13	14	15	16
17	18	19	20	21	22	23
24	25	26	27	28	29	30

December 2019

Sun	Mon	Tue	Wed	Thu	Fri	Sat
1	2	3	4	5	6	7
8	9	10	11	12	13	14
15	16	17	18	19	20	21
22	23	24	25	26	27	28
29	30	31				

GRADING PERIODS

1st Quarter – Sept. 3 – Oct. 31 = 42 Days
 2nd Quarter – Nov. 4 – Jan 23 = 44 Days
 3rd Quarter – Jan. 27 – April 2 = 43 Days
 4th Quarter – April 6-June 9 = 47 Days
 176Days

Three Rivers School District

2019–2020 Student Calendar

Month	Day	Event
AUGUST	26-30	Mon. Teachers Report—Staff Development Inservice
SEPTEMBER	2	Mon. Labor Day—Holiday
	3	Tues. First Day of Classes
OCTOBER	11	Fri. Statewide Inservice-No Classes
	31	Thurs. End of First Quarter (42 days)
NOVEMBER	1	Fri. Clerical Day—No Classes
	7	Thurs. Prof. Dev./Conf. Day—No Classes
	8	Fri. Conference Day—No Classes
	11	Mon. Veterans Day-No Classes
	27	Wed. District Closure Day-No Classes
	28	Thur. Thanksgiving Day - No Classes
	29	Fri. Vacation Day - No Classes
DECEMBER	20	Fri. Last Day of Classes Before Winter Break
	12/23-12/31	Winter Break - No Classes
JANUARY	1	Wed. New Years Day—No School
	1/2-1/3	Th./Fri. Winter Break
	6	Mon. Classes Resume
	20	Mon. Martin Luther King Day - Non-Contract, No Classes
	23	Thurs. End of Second Quarter (44days)
	24	Fri. Clerical Day—No Classes
FEBRUARY	17	Mon. Presidents' Day Holiday - No Classes
MARCH	3/23-27	Mon-Fri. Spring Break - No Classes
APRIL	2	Thur. End of Third Quarter (43 days)
	3	Fri. Clerical Day - No Classes
	9	Thurs. Prof. Dev./Conf. Day—No Classes
	10	Fri. Conferences—No Classes
MAY	25	Mon. Memorial Day - No Classes
JUNE	10	Wed. Last Day of School for Students (47 days)
	11	Thurs. Clerical Day-Last Day for Teachers

- Paid Holiday-No Classes
 - Vacation Day-No Classes
 - Clerical Day-No Classes
 - Staff Development Day
 - Conference Days
 - Inservice Days
 - District Closure Days
 - Non-Paid Day
 - Statewide Inservice Day
 - Late Start
- Grades K-12 (Fridays)**

January 2020

Sun	Mon	Tu	We	Th	Fri	Sat
			1	2	3	4
5	6	7	8	9	10	11
12	13	14	15	16	17	18
19	20	21	22	23*	24	25
26	27	28	29	30	31	

February 2020

Sun	Mon	Tue	Wed	Thu	Fri	Sat
						1
2	3	4	5	6	7	8
9	10	11	12	13	14	15
16	17	18	19	20	21	22
23	24	25	26	27	28	29

March 2020

Sun	Mon	Tue	Wed	Thu	Fri	Sat
1	2	3	4	5	6	7
8	9	10	11	12	13	14
15	16	17	18	19	20	21
22	23	24	25	26	27	28
29	30	31				

April 2020

Su	Mon	Tue	Wed	Thu	Fri	Sat
			1	2*	3	4
5	6	7	8	9	10	11
12	13	14	15	16	17	18
19	20	21	22	23	24	25
26	27	28	29	30		

May 2020

Sun	Mon	Tue	Wed	Th	Fri	Sat
					1	2
3	4	5	6	7	8	9
10	11	12	13	14	15	16
17	18	19	20	21	22	23
24	25	26	27	28	29	30
31						

June 2020


Sun	Mon	Tue	Wed	Th	Fri	Sat
	1	2	3	4	5	6
7	8	9	10*	11	12	13
14	15	16	17	18	19	20
21	22	23	24	25	26	27
28	29	30				

HOW TO EARN BOX TOPS MAKES IT EASY.

No more clipping. No more sending Box Tops to school. All you need is your phone. Download the ALL-NEW Box Tops app, shop as you normally would, then simply scan your store receipts to find participating products. The app will automatically credit your school's Box Tops earnings online.

Twice a year, your school will receive a check and can use that cash to buy whatever it needs!


HOW IT WORKS



BUY

BOX TOPS PRODUCTS

Look for the logo. You can find it on hundreds of products you know and love.



SCAN

YOUR RECEIPT

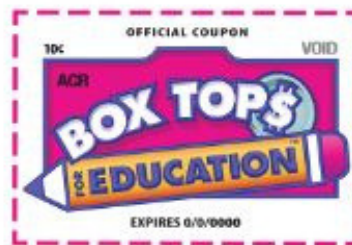
No more clipping. Tap the scan button and snap a photo of your receipt within 14 days of purchase.



EARN

CASH FOR YOUR SCHOOL

It's that easy! Box Tops earnings are identified and automatically updated online.



BOX TOPS CLIPS ON PACKAGES

You can still clip them and send them to school. Physical Box Top clips are being phased out of production, but may continue to be found on many products throughout the store. Send your clipped Box Tops, along with any unexpired clips you may have at home, to your participating school.*



BUY Box Tops Products



CUT out the Box Top from each package



SEND your Box Tops to school

Tiger Pride Activities

PBIS Incentives

work hard.
→ have fun.
↓
make a difference.

2019-20

CRITERIA

- C or better in ALL classes
- No more than 2 detentions
- No referrals or bus citations
- All fees paid to the office or the library

Cost of Tiger Pride Field Trips:

\$=range from \$5-10

\$\$=range from \$15-25 for end of the year trips

⇒ **May change depending on event**

Be **Safe**

Be **Responsible**

Be **Respectful**

All year:

- Friday Spirit Days: wear your school swag
- Perfect Attendance Awards
- Snow cones and popcorn for \$1.00

September:

- 6: Snow Cone Friday
- 9: Perfect Attendance starts for the year
- 22: Snow Cone Friday

- 27: Pep Assembly (All School)

October:

- 18: Grade Level Recognition Assembly
- 25: Tiger Pride Activity (see criteria)

From: Sept. 9-Oct. 23

November:

- 15: Grade Level Recognition Assembly

December:

- 13 Grade Level Recognition Assembly
- 15: **Star Wars: The Rise of Skywalker**

(see criteria) plus \$

From: Sept -Dec.

**ELIGIBLE STUDENTS
MUST BE AT SCHOOL
by 7:45AM**



January:

- 17: Grade Level Recognition Assembly
- 31: Tiger Pride Activity: In-School Dance (see criteria)

*Grades: First Semester
*Behavior: Jan. 6-30

February:

- 21: Grade Level Recognition Assembly
- 28: Pep Assembly (All school)

March:

- 20: Grade Level Recognition Assembly
- 20: Tiger Pride Activity: In School Dance (see criteria)

From Feb 3-March 19

And the FUN continues...

April:

- 17: Grade Level Recognition Assembly
- 24 Activity TBA (see criteria)

From March 30-April 23, no more than one detention

Perfect Attendance: Enters a chance to win a Chromebook, Sept. 9-June 10th, **Perfect means perfect!**

May-June

- End of the year class field trips (see criteria plus \$\$)



Previous Field Trips:

- 6th grade: Movie/ Caveman Pool
- 7th grade Emigrant Lake Water Slides
- 8th Grade: Hellgate jet boats/Caveman Pool

Dates and times of events may change

Costs of events may change

Lincoln Savage P.T.O.

(Parent Teacher Organization)

- I would like to be considered as an officer for P.T.O.

STAY INFORMED!

- I would like be kept informed by receiving minutes from meetings and news of upcoming events via e-mail from the PTO. (Please fill out e-mail address below)

Being involved is a great way to meet other parents, show support for your child as well as the entire school and get to know the wonderful staff at Lincoln Savage. The P.T.O. helps student activities and other school needs.

Your Lincoln Savage P.T.O. needs people to help at various events throughout the school year.
You can volunteer as a little or as much as your schedule permits.

PLEASE TAKE A MOMENT TO FILL OUT AND RETURN THIS QUESTIONNAIRE.

I am interested in helping in the following areas:

___ Christmas Breakfast for teachers

___ Dance Chaperone

___ Athletics

___ Popcorn Fundraiser (fall)

___ Classified/Teacher Appreciation (spring)

___ Book Fair (fall & spring)

___ 8th Grade Moving On (spring)

I am unable to volunteer but I would like to make a financial contribution in the amount of \$_____. (Attach check)

Parent/Guardian Name(s) _____

Student Name(s) _____ Grade _____

_____ Grade _____

_____ Grade _____

Telephone Number(s) Home: _____ Cell: _____

Email Address: _____

Thank you in advance for your help and support!!! We couldn't do it without you! Volunteers must sign in at the front office prior to any volunteer participation.



Sign up for important updates from LSMS Tigers.

Get information for **Lincoln Savage Middle School** right on your phone—not on handouts.

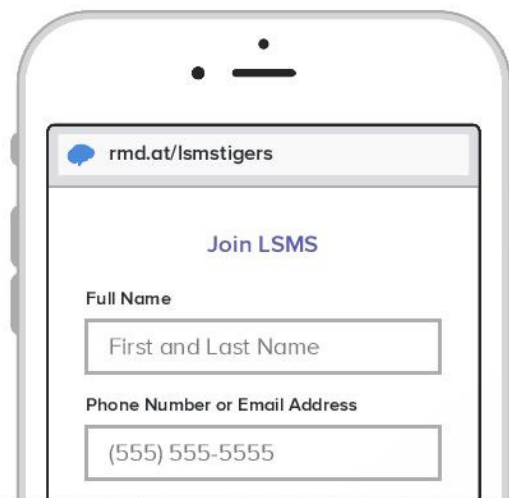
Pick a way to receive messages for **LSMS**:

A If you have a smartphone, get push notifications.

On your iPhone or Android phone, open your web browser and go to the following link:

rmd.at/lsmstigers

Follow the instructions to sign up for Remind. You'll be prompted to download the mobile app.



B If you don't have a smartphone, get text notifications.

Text the message **@lsmstigers** to the number **81010**.

If you're having trouble with **81010**, try texting **@lsmstigers** to **(541) 702-1212**.

** Standard text message rates apply.*



Don't have a mobile phone? Go to rmd.at/lsmstigers on a desktop computer to sign up for email notifications.