

**BOARD OF TRUSTEES
AGENDA**☐**Workshop**☒**Regular**☐**Special****(A)** ☒ **Report Only**☐**Recognition****Presenter(s): ISMAEL MIJARES, DEPUTY SUPERINTENDENT FOR BUSINESS & FINANCE****Briefly describe the subject of the report or recognition presentation.****REVIEW INVESTMENT OFFICER'S QUARTERLY REPORT OF INVESTMENT
TRANSACTIONS FOR ALL FUNDS FOR THE QUARTER ENDED FEBRUARY 29, 2020.****(B)** ☐ **Action Item****Presenter(s):****Briefly describe the action required.****(C) Funding source: Identify the source of funds if any are required.****(D) Clarification: Explain any question or issues that might be raised regarding
this item.****THE QUARTERLY INVESTMENT REPORT IS BEING PREPARED IN ACCORDANCE
WITH BOARD POLICY CDA (LOCAL).**



EAGLE PASS INDEPENDENT SCHOOL DISTRICT

TO: Samuel Mijares, Superintendent

FROM: Ismael Mijares
Deputy Superintendent for Business & Finance-Investment Officer

DATE: April 6, 2020

SUBJECT: **QUARTERLY INVESTMENT REPORT**

Ismael
Mijares
2020.04.08
15:38:21
-05'00'

Attached is the District's Quarterly Investment Report in accordance with Board Policy CDA (Local). The Report includes statements for the period ending February 29, 2020. The following is a summary of the amounts invested in various accounts.

LONESTAR INVESTMENT POOL - CORPORATE OVERNIGHT PLUS FUND

ELEMENTARY FUND	405,308.81
GENERAL FUND	54,997,704.35
INTEREST & SINKING FUND	3,643,363.20
MAINTENANCE TAX NOTES SERIES 2019	4,356,073.51
TOTAL:	\$63,402,449.87

The grand total of the District's investments on February 29, 2020 was \$63,402,449.87
The market value of these investments as of February 29, 2020 was \$63,424,885.42

Eagle Pass Independent School District

Schedule of Investments and Market Values

February 29, 2020

LONESTAR INVESTMENT POOL - *CORPORATE OVERNIGHT PLUS FUND*:

Account	Investments 2/28/2019	3 mth. Avg. Annual Yield	Market Values 2/28/2019	Investments 2/29/2020	3 mth. Avg. Annual Yield	Market Values 2/29/2020
Elementary Fund	481,585.31	2.59%	481,672.18	405,308.81	1.86%	405,452.23
General Fund	56,419,478.68	2.59%	56,429,655.86	54,997,704.35	1.86%	55,017,165.80
Interest & Sinking Fund	3,544,582.59	2.59%	3,545,221.98	3,643,363.20	1.86%	3,644,652.44
Maintenance Tax Notes Series 2019	0.00	0.00%	0.00	4,356,073.51	1.86%	4,357,614.95
TOTAL OF INVESTMENTS	\$60,445,646.58	2.59%	\$60,456,550.02	\$63,402,449.87	1.86%	\$63,424,885.42

OTHER YIELD AVERAGES:

	02/28/2019*	5/31/2019*	8/31/2019**	11/30/2019*	02/29/2020*
Lonestar Investment Pool-Corporate Overnight Plus Fund	2.59%	2.60%	2.49%	2.08%	1.86%
US Dept of the Treasury 91-Day US Treasury Bil	2.40%	2.38%	2.27%	1.69%	1.53%
US Dept of the Treasury 6-Month US Treasury Bil	2.47%	2.40%	2.31%	1.67%	1.52%
Cash in bank accounts	1.00%	1.00%	1.00%	1.00%	1.00%

* 3-Month Average

** 12-Month Average

NOTE:

Cash in bank accounts as of 02/29/20--\$5,406,610.22: Food Service Fund \$142,377.18; General Operating Fund \$5,141,487.14; AND I&S Fund \$122,745.90

Federal Deposit Insurance Corporation and Market Value of Pledged Amount: \$250,000 + \$15,000,000 = \$15,250,000.

EAGLE PASS INDEPENDENT SCHOOL DISTRICT
Schedule of Investments and Interest Earned
For Quarter Ending February 29, 2020

Quarterly: 12/01/2019 - 02/29/2020

Fund	Fund Code	Account Type	Investments	Interest Earned	Investments	Interest Earned
			Account Balance as of 02/28/2019	12/01/2018 to 2/28/2019	Account Balance as of 02/29/2020	12/01/2019 to 2/29/2020
Elementary Fund	865	Corporate Overnight Plus Fund	481,585.31	3,058.17	405,308.81	1,866.98
General Fund	199	Corporate Overnight Plus Fund	56,419,478.68	293,750.02	54,997,704.35	225,809.40
Interest & Sinking Fund	518	Corporate Overnight Plus Fund	3,544,582.59	21,395.15	3,643,363.20	12,150.48
Maintenance Tax Notes Series 2019	177	Corporate Overnight Plus Fund	-	-	4,356,073.51	25,887.08
Total Invested/Interest Earned			60,445,646.58	318,203.34	63,402,449.87	265,713.94

Year to Date: 09/01/2019 - 02/29/2020

Fund	Fund Code	Account Type	Investments	Interest Earned	Investments	Interest Earned
			Account Balance as of 02/28/2019	09/01/2018 to 2/28/2019	Account Balance as of 02/29/2020	09/01/2019 to 2/29/2020
Elementary Fund	865	Corporate Overnight Plus Fund	481,585.31	5,612.03	405,308.81	3,989.27
General Fund	199	Corporate Overnight Plus Fund	56,419,478.68	481,604.13	54,997,704.35	427,069.71
Interest & Sinking Fund	518	Corporate Overnight Plus Fund	3,544,582.59	23,702.14	3,643,363.20	16,127.08
Maintenance Tax Notes Series 2019	177	Corporate Overnight Plus Fund	-	-	4,356,073.51	34,471.93
Total Invested/Interest Earned			60,445,646.58	510,918.30	63,402,449.87	481,657.99

EAGLE PASS INDEPENDENT SCHOOL DISTRICT

Quarter Ending: 02/29/2020

Cash in Bank Accounts

Food Service Fund		142,377.18
General Fund		
Tax Collections-Escrow Account	222,617.75	
Designated Purpose Fund	16,138.01	
Tax Collections-Credit Card/ACH Payments	120,704.91	
Payroll Fund	711,766.44	
Disbursement Fund	1,433,517.26	
Elementary Fund	120,283.73	
Eagle Pass ISD	0.00	
Health Insurance Fund	18,488.87	
General Operating	2,497,970.17	5,141,487.14
I & S Fund-Bond Series		122,745.90
Total		5,406,610.22

* Federal Deposit Insurance Corporation	250,000.00
** Pledged Amount (LOC)	15,000,000.00
TOTAL	15,250,000.00
Amount Over/(Under) Pledged	9,843,389.78

* Federal Deposit Insurance Corporation (FDIC) amount provided by the U.S. government as collateral to insure deposits.

** Irrevocable Letter of Credit (ILOC) amount provided by Compass Bank as collateral to protect deposits as required by the Public Funds Investment Act. The ILOC issued by Compass Bank is held independently by the Federal Home Loan Bank of Atlanta and the school district is the only entity that is entitled to draw funds against it should the bank fail.

Checking Account Interest Rates			3-Month
Dec-2019*	Jan-2020**	Feb-2020***	Average
1.00%	1.00%	1.00%	1.00%

CD Interest Rates*		
3-Month	6-Month	9-Month
1.03%	1.00%	0.95%

BBVA Compass will evaluate each CD rate solicitation upon request.

* rates as of February 29, 2020

**BBVA COMPASS
EAGLE PASS INDEPENDENT SCHOOL DISTRICT
DEPOSITORY CONTRACT
LIMITS**

PLEDGED AMOUNT:

FDIC	\$	250,000.00
SECURITIES: Book Value		-
Market Value		-
Letter of credit (LOC)	\$	15,000,000.00

Total Collateral	\$	15,250,000.00
------------------	----	----------------------

BANK ACCOUNT BALANCES AS OF: February 28, 2020

Eagle Pass ISD	3003202299	-
Designated Purpose Fund	3001202264	16,138.01
Disbursement Fund	3003202248	1,433,517.26
Elementary Fund	3003202272	120,283.73
Tax Collections-Escrow Account	0110400402	222,617.75
Food Service Fund	3001202280	142,377.18
General Operating Fund	3003603125	2,497,970.17
Health Insurance Fund	2517032800	18,488.87
I&S Fund	3003202307	122,745.90
Payroll Fund	3003202221	711,766.44
Tax Collections-Credit Card/ACH	3003018664	120,704.91

Certificates of Deposit	\$	-
-------------------------	----	---

Total Checking Account Balances	\$	5,406,610.22
---------------------------------	----	---------------------

Amount Over/(Under) Pledged	\$	9,843,389.78
-----------------------------	----	---------------------

**BBVA COMPASS
EAGLE PASS INDEPENDENT SCHOOL DISTRICT
DEPOSITORY CONTRACT
LIMITS**

PLEDGED AMOUNT:

FDIC	\$	250,000.00
SECURITIES: Book Value		-
Market Value		-
Letter of credit (LOC)	\$	20,000,000.00

Total Collateral	\$	20,250,000.00
------------------	----	----------------------

BANK ACCOUNT BALANCES AS OF: February 28, 2019

Eagle Pass ISD	3003202299	-
Designated Purpose Fund	3001202264	21,509.75
Disbursement Fund	3003202248	2,131,795.75
Elementary Fund	3003202272	9,057.25
Tax Collections-Escrow Account	0110400402	174,748.54
Food Service Fund	3001202280	446,296.04
General Operating Fund	3003603125	662,640.56
Health Insurance Fund	2517032800	453,169.16
I&S Fund	3003202307	98,059.04
Payroll Fund	3003202221	1,682,330.14
Tax Collections-Credit Card/ACH	3003018664	49,474.54

Certificates of Deposit	\$	-
-------------------------	----	---

Total Checking Account Balances	\$	5,729,080.77
---------------------------------	----	---------------------

Amount Over/(Under) Pledged	\$	14,520,919.23
-----------------------------	----	----------------------



firstpublic.com

12007 Research Blvd. • Austin, Texas 78759 • 1-800-758-3927

Participant #: 159901

Lone Star
Investment Pool

**2020 2nd Quarter
Quarterly Statement**

Statement Period: 12/01/2019 to 02/29/2020

Ismael Mijares
Eagle Pass ISD
587 Madison St
Eagle Pass, Texas 78852



Summary of Portfolio Holdings

Account	Fund	Number of Shares	Price Per Share	Account Book Value (USD)	Account Market Value (USD)	% Port.
<i>Elementary Fund</i>	Corporate Overnight Plus Fund	405,308.81	1.00	405,308.81	405,452.23	0.64%
		Totals:		405,308.81	405,452.23	

Account	Fund	Number of Shares	Price Per Share	Account Book Value (USD)	Account Market Value (USD)	% Port.
<i>General Fund</i>	Corporate Overnight Plus Fund	54,997,704.35	1.00	54,997,704.35	55,017,165.80	86.74%
		Totals:		54,997,704.35	55,017,165.80	

Account	Fund	Number of Shares	Price Per Share	Account Book Value (USD)	Account Market Value (USD)	% Port.
<i>Interest & Sinking Fund</i>	Corporate Overnight Plus Fund	3,643,363.20	1.00	3,643,363.20	3,644,652.44	5.75%
		Totals:		3,643,363.20	3,644,652.44	

Account	Fund	Number of Shares	Price Per Share	Account Book Value (USD)	Account Market Value (USD)	% Port.
<i>Maintenance Tax Note Series 2019 Proceeds</i>	Corporate Overnight Plus Fund	4,356,073.51	1.00	4,356,073.51	4,357,614.95	6.87%
		Totals:		4,356,073.51	4,357,614.95	

Totals

Fund	Number of Shares	Price Per Share	Fund Balance (USD)	% Port.
Corporate Overnight Fund	0.00	1.00	0.00	0.00 %
Government Overnight Fund	0.00	1.00	0.00	0.00 %
Corporate Overnight Plus Fund	63,402,449.87	1.00	63,402,449.87	100.00 %
		Total Value:	63,402,449.87	100.00 %

Portfolio Transactions

Elementary Fund - Corporate Overnight Plus Fund

Settle Date	Trade Type	Share Balance	Number of Shares	Price/Share	Amount (USD)
12/01/2019	Starting Balance	408,801.24			408,801.24
12/03/2019	Transfer Out	407,058.36	-1,742.88	1.00	-1,742.88
12/10/2019	Transfer Out	406,409.96	-648.40	1.00	-648.40
12/12/2019	Transfer Out	406,336.42	-73.54	1.00	-73.54
12/20/2019	Transfer In	410,336.42	4,000.00	1.00	4,000.00
12/31/2019	Interest	410,993.55	657.13	1.00	657.13
01/08/2020	Transfer Out	409,866.49	-1,127.06	1.00	-1,127.06
01/15/2020	Transfer Out	409,209.36	-657.13	1.00	-657.13
01/21/2020	Transfer Out	408,366.63	-842.73	1.00	-842.73
01/31/2020	Interest	409,009.51	642.88	1.00	642.88
02/05/2020	Transfer Out	408,366.63	-642.88	1.00	-642.88
02/05/2020	Transfer Out	405,116.31	-3,250.32	1.00	-3,250.32
02/25/2020	Transfer Out	405,078.61	-37.70	1.00	-37.70
02/28/2020	Transfer Out	404,741.84	-336.77	1.00	-336.77
02/28/2020	Interest	405,308.81	566.97	1.00	566.97
02/29/2020	Ending Balance	405,308.81			405,308.81

General Fund - Corporate Overnight Plus Fund

Settle Date	Trade Type	Share Balance	Number of Shares	Price/Share	Amount (USD)
12/01/2019	Starting Balance	43,850,712.84			43,850,712.84
12/03/2019	Transfer In	43,852,455.72	1,742.88	1.00	1,742.88
12/04/2019	Deposit	44,182,455.72	330,000.00	1.00	330,000.00
12/04/2019	Vendor Payment Tristar Risk Management	44,171,569.50	-10,886.22	1.00	-10,886.22
12/06/2019	Deposit	44,601,569.50	430,000.00	1.00	430,000.00
12/09/2019	Withdrawal	44,508,518.47	-93,051.03	1.00	-93,051.03
12/10/2019	Transfer In	44,509,166.87	648.40	1.00	648.40
12/10/2019	Vendor Payment Texas State Natural Gas, Inc.	44,507,135.31	-2,031.56	1.00	-2,031.56
12/10/2019	Withdrawal	40,507,135.31	-4,000,000.00	1.00	-4,000,000.00
12/11/2019	Vendor Payment Tristar Risk Management	40,488,720.58	-18,414.73	1.00	-18,414.73
12/11/2019	Vendor Payment Tristar Risk Management	40,465,314.88	-23,405.70	1.00	-23,405.70
12/12/2019	Transfer In	40,465,388.42	73.54	1.00	73.54
12/16/2019	Deposit	40,655,388.42	190,000.00	1.00	190,000.00
12/17/2019	Deposit	40,656,522.26	1,133.84	1.00	1,133.84
12/17/2019	Deposit	41,579,401.17	922,878.91	1.00	922,878.91
12/17/2019	Withdrawal	40,656,522.26	-922,878.91	1.00	-922,878.91
12/17/2019	Withdrawal	40,655,388.42	-1,133.84	1.00	-1,133.84
12/18/2019	Vendor Payment E 3 Entegral Solutions, Inc.	40,252,198.45	-403,189.97	1.00	-403,189.97
12/18/2019	Withdrawal	36,252,198.45	-4,000,000.00	1.00	-4,000,000.00
12/19/2019	Vendor Payment HEB Grocery Company, LP	36,245,423.67	-6,774.78	1.00	-6,774.78
12/20/2019	Deposit	36,254,778.67	9,355.00	1.00	9,355.00
12/20/2019	Deposit	37,626,517.67	1,371,739.00	1.00	1,371,739.00
12/20/2019	Deposit	37,771,048.67	144,531.00	1.00	144,531.00
12/20/2019	Deposit	37,886,729.67	115,681.00	1.00	115,681.00
12/20/2019	Deposit	38,469,105.67	582,376.00	1.00	582,376.00
12/20/2019	Deposit	38,655,962.67	186,857.00	1.00	186,857.00
12/20/2019	Deposit	38,676,701.67	20,739.00	1.00	20,739.00
12/20/2019	Deposit	38,680,701.67	4,000.00	1.00	4,000.00
12/20/2019	Transfer Out	38,676,701.67	-4,000.00	1.00	-4,000.00
12/20/2019	Withdrawal	36,245,423.67	-2,431,278.00	1.00	-2,431,278.00

General Fund - Corporate Overnight Plus Fund (Continued)

Settle Date	Trade Type	Share Balance	Number of Shares	Price/Share	Amount (USD)
12/23/2019	Deposit	36,405,423.67	160,000.00	1.00	160,000.00
12/23/2019	Deposit	36,407,446.37	2,022.70	1.00	2,022.70
12/24/2019	Deposit	47,270,598.37	10,863,152.00	1.00	10,863,152.00
12/31/2019	Interest	47,339,042.49	68,444.12	1.00	68,444.12
01/02/2020	Deposit	48,159,042.49	820,000.00	1.00	820,000.00
01/06/2020	Withdrawal	48,071,377.71	-87,664.78	1.00	-87,664.78
01/07/2020	Deposit	49,071,377.71	1,000,000.00	1.00	1,000,000.00
01/08/2020	Transfer In	49,072,504.77	1,127.06	1.00	1,127.06
01/09/2020	Deposit	50,272,504.77	1,200,000.00	1.00	1,200,000.00
01/10/2020	Vendor Payment Texas State Natural Gas, Inc.	50,270,117.88	-2,386.89	1.00	-2,386.89
01/10/2020	Withdrawal	47,270,117.88	-3,000,000.00	1.00	-3,000,000.00
01/10/2020	Vendor Payment Tristar Risk Management	47,248,150.21	-21,967.67	1.00	-21,967.67
01/10/2020	Vendor Payment Tristar Risk Management	47,237,411.86	-10,738.35	1.00	-10,738.35
01/13/2020	Deposit	47,241,343.33	3,931.47	1.00	3,931.47
01/13/2020	Deposit	49,195,850.33	1,954,507.00	1.00	1,954,507.00
01/14/2020	Transfer In	51,318,116.42	2,122,266.09	1.00	2,122,266.09
01/14/2020	Vendor Payment A E Hiller & Sons, Inc.	51,260,692.22	-57,424.20	1.00	-57,424.20
01/14/2020	Withdrawal	49,211,776.02	-2,048,916.20	1.00	-2,048,916.20
01/15/2020	Transfer In	49,212,433.15	657.13	1.00	657.13
01/15/2020	Vendor Payment E 3 Entegral Solutions, Inc.	47,493,357.03	-1,719,076.12	1.00	-1,719,076.12
01/15/2020	Vendor Payment HEB Grocery Company, LP	47,480,647.82	-12,709.21	1.00	-12,709.21
01/17/2020	Deposit	48,416,603.31	935,955.49	1.00	935,955.49
01/17/2020	Transfer Out	46,523,586.31	-1,893,017.00	1.00	-1,893,017.00
01/17/2020	Withdrawal	45,587,630.82	-935,955.49	1.00	-935,955.49
01/21/2020	Transfer In	45,588,473.55	842.73	1.00	842.73
01/22/2020	Deposit	46,448,473.55	860,000.00	1.00	860,000.00
01/22/2020	Vendor Payment Tristar Risk Management	46,444,908.13	-3,565.42	1.00	-3,565.42
01/23/2020	Deposit	47,694,908.13	1,250,000.00	1.00	1,250,000.00
01/24/2020	Deposit	58,479,454.13	10,784,546.00	1.00	10,784,546.00
01/27/2020	Deposit	58,919,454.13	440,000.00	1.00	440,000.00
01/28/2020	Deposit	58,920,299.11	844.98	1.00	844.98
01/28/2020	Transfer In	59,664,727.09	744,427.98	1.00	744,427.98
01/28/2020	Withdrawal	56,664,727.09	-3,000,000.00	1.00	-3,000,000.00
01/28/2020	Vendor Payment E 3 Entegral Solutions, Inc.	56,362,506.36	-302,220.73	1.00	-302,220.73
01/29/2020	Withdrawal	56,298,447.88	-64,058.48	1.00	-64,058.48
01/31/2020	Vendor Payment J P Sanchez	55,811,071.95	-487,375.93	1.00	-487,375.93
01/31/2020	Interest	55,889,651.30	78,579.35	1.00	78,579.35
02/04/2020	Deposit	55,893,251.30	3,600.00	1.00	3,600.00
02/04/2020	Deposit	57,193,251.30	1,300,000.00	1.00	1,300,000.00
02/05/2020	Transfer In	57,193,894.18	642.88	1.00	642.88
02/05/2020	Transfer In	57,197,144.50	3,250.32	1.00	3,250.32
02/05/2020	Withdrawal	57,196,299.52	-844.98	1.00	-844.98
02/05/2020	Withdrawal	57,192,699.52	-3,600.00	1.00	-3,600.00
02/07/2020	Deposit	58,452,699.52	1,260,000.00	1.00	1,260,000.00
02/07/2020	Transfer In	58,754,920.25	302,220.73	1.00	302,220.73
02/10/2020	Vendor Payment TASB Risk Management Fund	58,752,854.79	-2,065.46	1.00	-2,065.46

General Fund - Corporate Overnight Plus Fund (Continued)

Settle Date	Trade Type	Share Balance	Number of Shares	Price/Share	Amount (USD)
02/11/2020	Withdrawal	55,752,854.79	-3,000,000.00	1.00	-3,000,000.00
02/12/2020	Vendor Payment Texas State Natural Gas, Inc.	55,750,610.37	-2,244.42	1.00	-2,244.42
02/12/2020	Vendor Payment Tristar Risk Management	55,739,688.10	-10,922.27	1.00	-10,922.27
02/14/2020	Deposit	56,916,014.98	1,176,326.88	1.00	1,176,326.88
02/14/2020	Withdrawal	55,739,688.10	-1,176,326.88	1.00	-1,176,326.88
02/19/2020	Deposit	55,740,024.35	336.25	1.00	336.25
02/19/2020	Vendor Payment HEB Grocery Company, LP	55,731,567.22	-8,457.13	1.00	-8,457.13
02/19/2020	Vendor Payment Sentry Security Service LLC	55,601,677.22	-129,890.00	1.00	-129,890.00
02/24/2020	Withdrawal	55,601,340.97	-336.25	1.00	-336.25
02/25/2020	Deposit	55,611,201.61	9,860.64	1.00	9,860.64
02/25/2020	Deposit	61,155,684.61	5,544,483.00	1.00	5,544,483.00
02/25/2020	Withdrawal	57,055,684.61	-4,100,000.00	1.00	-4,100,000.00
02/26/2020	Withdrawal	57,045,823.97	-9,860.64	1.00	-9,860.64
02/26/2020	Withdrawal	56,918,581.65	-127,242.32	1.00	-127,242.32
02/28/2020	Transfer In	56,918,918.42	336.77	1.00	336.77
02/28/2020	Withdrawal	54,918,918.42	-2,000,000.00	1.00	-2,000,000.00
02/28/2020	Interest	54,997,704.35	78,785.93	1.00	78,785.93
02/29/2020	Ending Balance	54,997,704.35			54,997,704.35

Interest & Sinking Fund - Corporate Overnight Plus Fund

Settle Date	Trade Type	Share Balance	Number of Shares	Price/Share	Amount (USD)
12/01/2019	Starting Balance	1,057,186.00			1,057,186.00
12/06/2019	Deposit	1,117,186.00	60,000.00	1.00	60,000.00
12/16/2019	Deposit	1,182,186.00	65,000.00	1.00	65,000.00
12/19/2019	Deposit	1,522,186.00	340,000.00	1.00	340,000.00
12/23/2019	Deposit	1,612,186.00	90,000.00	1.00	90,000.00
12/31/2019	Interest	1,614,294.76	2,108.76	1.00	2,108.76
01/02/2020	Deposit	1,689,294.76	75,000.00	1.00	75,000.00
01/07/2020	Deposit	1,779,294.76	90,000.00	1.00	90,000.00
01/14/2020	Deposit	2,679,294.76	900,000.00	1.00	900,000.00
01/17/2020	Transfer In	4,572,311.76	1,893,017.00	1.00	1,893,017.00
01/22/2020	Deposit	4,692,311.76	120,000.00	1.00	120,000.00
01/27/2020	Deposit	4,832,311.76	140,000.00	1.00	140,000.00
01/28/2020	Transfer Out	4,087,883.78	-744,427.98	1.00	-744,427.98
01/31/2020	Interest	4,092,830.44	4,946.66	1.00	4,946.66
02/03/2020	Deposit	4,342,830.44	250,000.00	1.00	250,000.00
02/03/2020	Withdrawal	3,458,230.44	-884,600.00	1.00	-884,600.00
02/07/2020	Deposit	3,638,230.44	180,000.00	1.00	180,000.00
02/25/2020	Transfer In	3,638,268.14	37.70	1.00	37.70
02/28/2020	Interest	3,643,363.20	5,095.06	1.00	5,095.06
02/29/2020	Ending Balance	3,643,363.20			3,643,363.20

Maintenance Tax Note Series 2019 Proceeds - Corporate Overnight Plus Fund

Settle Date	Trade Type	Share Balance	Number of Shares	Price/Share	Amount (USD)
12/01/2019	Starting Balance	6,798,168.48			6,798,168.48
12/31/2019	Interest	6,809,112.05	10,943.57	1.00	10,943.57
01/14/2020	Transfer Out	4,686,845.96	-2,122,266.09	1.00	-2,122,266.09
01/31/2020	Interest	4,695,616.43	8,770.47	1.00	8,770.47
02/03/2020	Withdrawal	4,652,121.20	-43,495.23	1.00	-43,495.23
02/07/2020	Transfer Out	4,349,900.47	-302,220.73	1.00	-302,220.73

Maintenance Tax Note Series 2019 Proceeds - Corporate Overnight Plus Fund (Continued)

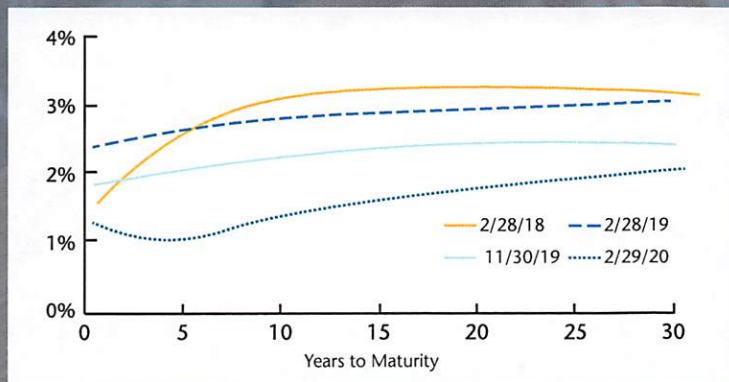
Settle Date	Trade Type	Share Balance	Number of Shares	Price/Share	Amount (USD)
02/28/2020	Interest	4,356,073.51	6,173.04	1.00	6,173.04
02/29/2020	Ending Balance	4,356,073.51			4,356,073.51

Important Information about this statement

Please review this statement carefully, it is the official record of your account with Lone Star Investment Pool and First Public, LLC. If you disagree with any transaction, or if there are any errors or omissions in this statement please notify us promptly in writing, but no later than 10 business days after receipt of this statement. Trades pending settlement will not appear on this statement. All such trades will appear in the next monthly statement. The yield for the period is an annualized rate that reflects the relationship between the average amount of income earned and the average daily balance for the account. Please notify First Public promptly and in writing of any changes of address or phone number. Times of transactions will be furnished upon written request. The Lone Star Investment Pool Information Statement should be read carefully before investing. Investors should consider the investment objectives, risks, charges and expenses associated with municipal fund securities before investing. All transactions are no load. No remuneration has, or will be, paid to any entity in connection with this transaction. An investor may obtain an Information Statement by contacting First Public at the address and phone number identified above. An investment in Lone Star investment Pool is not insured or guaranteed by the Federal Deposit Insurance Corporation ("FDIC") or any other government agency and although Lone Star Investment Pool seeks to preserve the value of the investment at a fixed share price, it is possible to lose money by investing in municipal fund securities.

Quarterly Position Report

February 29, 2020



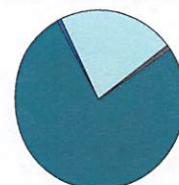
As expected, the Fed left the target rate unchanged at both the December 11th and January 29th FOMC meetings. At the January meeting, the Fed announced an increase of the 5bps to the IOER and reverse repo rate in order to move the effective rate closer to the middle of the target range. At the start of the year, the market was not expecting a change in the target rate for at least the first half of 2020. In the latter half of February, concerns of the rapidly spreading coronavirus potentially leading to a global recession caused equity markets and yields to plummet. The markets' expectation of the Fed changed dramatically by the end of February as Fed funds futures was pricing in three rate cuts by the July FOMC meeting.

Government Overnight Fund

Duration 0.07987

	Participant Assets	Market Value
Beginning-of-Quarter Balance	3,552,818,217.19	3,553,269,172.40
Deposits	7,538,034,365.40	
Withdrawals	(5,061,605,188.50)	
End-of-Quarter Balance	6,029,247,394.09	6,029,953,302.41

Agencies	64%
MM Funds	1%
Treasuries	1%
Cash/Repo	34%

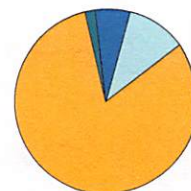


Corporate Overnight Fund

Duration 0.20706

	Participant Assets	Market Value
Beginning-of-Quarter Balance	2,221,468,525.54	2,221,748,617.66
Deposits	2,947,270,652.03	
Withdrawals	(1,666,524,303.22)	
End-of-Quarter Balance	3,502,214,874.35	3,503,061,333.62

Commercial Paper	87%
MM Funds	4%
Cash/Repo	8%
Agencies	1%

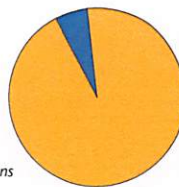


Corporate Overnight Plus Fund

Duration 0.24457

	Participant Assets	Market Value
Beginning-of-Quarter Balance	4,752,370,632.79	4,753,134,851.75
Deposits	6,999,299,502.25	
Withdrawals	(4,398,435,540.44)	
End-of-Quarter Balance	7,353,234,594.60*	7,355,836,605.51*

Commercial Paper	96%*
MM Funds	4%
Cash/Repo	0%



* Total Assets include unsettled security transactions that had a net effect of (\$69,551,136).

Returns

	December		January		February	
	Average Rate	7-day SEC Yield	Average Rate	7-day SEC Yield	Average Rate	7-day SEC Yield
Govt Overnight Fund	1.62%	1.59%	1.58%	1.57%	1.57%	1.57%
Corp Overnight Fund	1.81%	1.80%	1.79%	1.76%	1.73%	1.71%
Corp Overnight Plus Fund	1.90%	1.90%	1.85%	1.81%	1.76%	1.74%

William Mastrodicasa
William Mastrodicasa

Lone Star Investment Pool Investment Officers

Tammy Davis
Tammy Davis

Distributed by First Public. The Lone Star Information Statement should be read carefully before investing. Investors should consider the investment objectives, risks, charges, and expenses associated with this or any security prior to investing. Investment in Lone Star Investment Pool is not insured or guaranteed by the Federal Deposit Insurance Corporation (FDIC) or any other government agency, and although Lone Star seeks to preserve the value of the investment at a fixed share price, it is possible to lose money by investing in Lone Star. For further information or for an Information Statement, contact First Public at 800.558.8875.