



Brownsville Independent School District
RECYCLING PROGRAM ANALYSIS - SINCE 2009



BISD
Recycling
Program



Brownsville Independent School District

RECYCLING PROGRAM ANALYSIS - SINCE 2009

BACKGROUND



The Recycling Program of the Brownsville ISD was initiated in September of 2009 through five grants awarded by the Texas Commission on Environmental Quality in cooperation of the Lower Rio Grande Development Council. The initial grants were funded at a level of \$110,000 for the purchase of equipment to initiate the program. Equipment procured included: truck, shredder and bailer. *(Please see attached – photos).* Additional funding for the program is an annual district allocation of approximately \$30,000 which is used for expenses related to maintenance and operations not including payroll costs. Beginning this year, funds collected will be reinvested in the program to upgrade equipment capacity and provide incentives.

Policy CL - RECYCLING

The entire District shall be expected to actively participate in the recycling program and waste reduction efforts, which shall involve four distinct activities:

1. Recycling of paper, cardboard, and the like.
2. Using source reduction, which includes but is not limited to making double-sided copies, increasingly using e-mail instead of memos, reusing surplus furniture, and the like.
3. Purchasing products made from recycled materials. The long-term success of recycling programs depends on the creation of markets for recycled materials. All campus and departments shall purchase recycled products wherever economically feasible, i.e., remanufactured cartridges, cleaning products, and printer and copier paper.
4. Encouraging District employees to participate in the recycling effort by following instructions regarding the separation of recyclable and non-recyclable materials and by placing recyclable materials in appropriately marked recycling containers. Students shall also be expected to participate in campus recycling efforts.

BISD Updates Policy to reflect GOING GREEN: The Purchasing Department solicits bids for recycling of the following products:

1. Paper
2. Cardboard
3. Out of Adoption Instructional Materials – TEA
4. Scrap Metal
5. Pallets

DISTRICT INITIATIVES

1. Trash Dumpster Analysis
2. Energy Management Plan

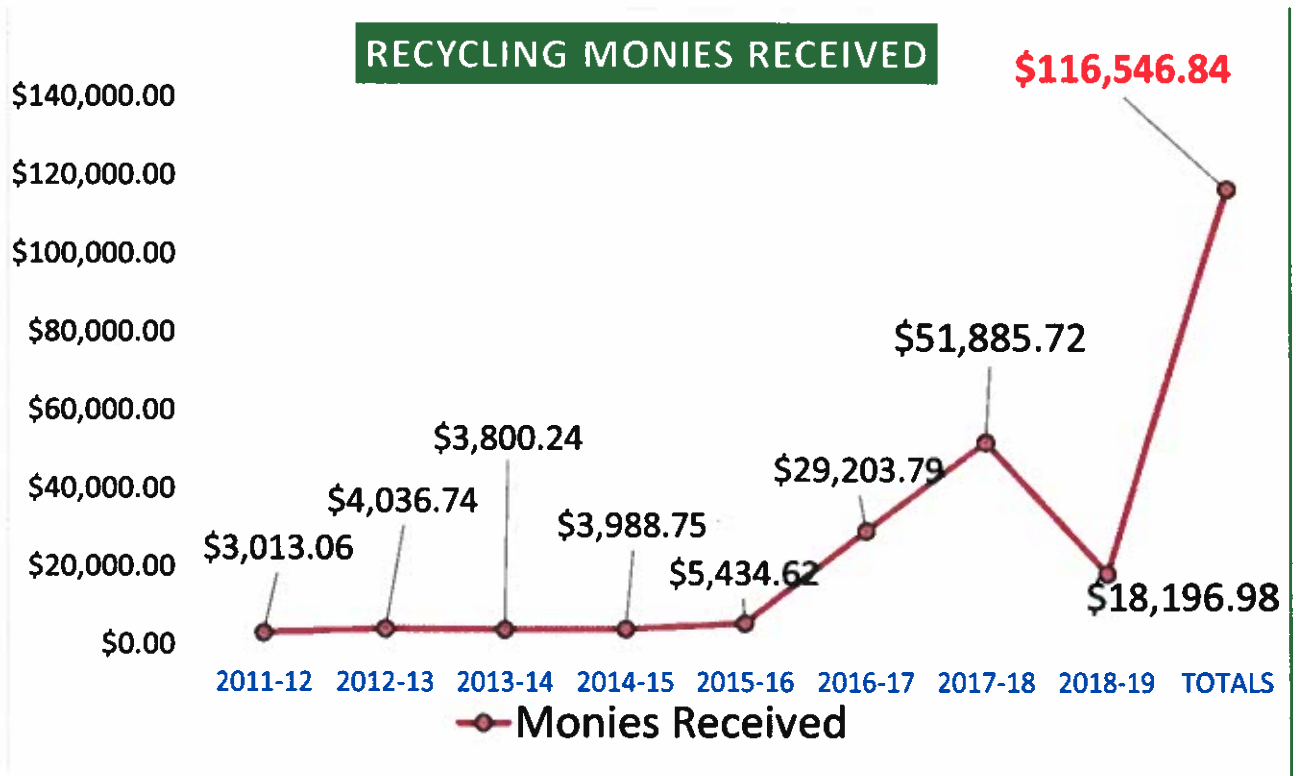
These services are utilized by Records Management/Recycling, Foods Services, Maintenance and Facilities and the Warehouse Departments for district wide processing of recyclable materials.



Brownsville Independent School District

RECYCLING PROGRAM ANALYSIS - SINCE 2009

	Lbs Delivered	Check Amount
2011-12	305790	\$3,013.06
2012-13	282535	\$4,036.74
2013-14	471908	\$3,800.24
2014-15	113.53	\$3,988.75
2015-16	193.51	\$5,434.62
2016-17	361.853	\$29,203.79
2017-18	164.24	\$51,885.72
2018-19	75408	\$18,196.98
2019-20	0	\$0.00
TOTALS	830684.133	\$116,546.84





Brownsville Independent School District

RECYCLING PROGRAM ANALYSIS - SINCE 2009

Food Services

- **TIN Recycling**
During the School Years 2012-2013 and 2013-2014 150,000 pounds of TIN were recycled **generating revenues of approximately \$14,000 for each year.**
- **HISTORICAL VIEW -- Garbage Bin Size Reduction**

School Year	Garbage Expenditure	Savings
2010-2011	\$590,690	
2011-2012	\$530,050	\$60,640
2012-2013	\$493,135	\$36,915
2013-2014	\$390,159	\$102,976
2014-2015		
2015-2016		
2016-2017		
2017-2018		
TOTAL		

Proposed:

- During the second semester all elementary schools will begin serving lunch with reusable hard plastic trays. These will eliminate the use of Styrofoam plates reducing approximately 80% of trash volume. Trays have already been purchased and will be phased in during the month of January.
- Styrofoam Recycling at Middle Schools and High Schools through the purchase and use of Thermal Densification Machines (\$15,000 approximate cost). The process includes the removal of air from Styrofoam and turning it into liquid resin.
- The introduction of reusable trays and recycling of Styrofoam will allow for future utilities (garbage) savings by reducing the number of pick up days or reducing trash bin size.

Maintenance/Facilities

Current:

- BISD Energy Management Plan / January 19,2010
- Garbage Bin Reduction (Saving)= **\$489,126.00 / yr.**
- 2012 / Phase 1= \$118,356 / yr.
- 2012 / Phase 11= \$265,376 / yr.
- 2013 / Phase 111= \$105,394 / yr.



Brownsville Independent School District

RECYCLING PROGRAM ANALYSIS - SINCE 2009

EDUCATION - GRANTS/Community Initiatives:

Campus/Departments

Current:

- Veterans High School Program (Wind and Solar Energy Programs)
- Veterans High School – After School Recycling Club

Proposed:

- Incentive Program to support student involvement in the recycling program
- i.e., Art Poster Contest

Marketing/Communication:

Current:

- Flyers and Posters
- Monthly Meetings with Campus and Department Administrators and assigned Recycle Coordinator to review their recycle and conservation efforts
- Energy Management Plan

Proposed:

- Establish an all campus “Go Green” partnership (collaborate with students)

BISD RECYCLED PRODUCTS -- 2019



RECYCLING BINS



TRANSPORTATION DEPARTMENT



RECYCLING HEADQUARTERS



TRANSPORTATION DEPARTMENT

BISD RECYCLED PRODUCTS -- 2019




FOOD SERVICES



MAINTENANCE DEPARTMENT



MAINTENANCE DEPARTMENT



MAINTENANCE DEPARTMENT

BISD RECYCLED PRODUCTS -- 2019



RECORDS WAREHOUSE

IN-HOUSE SHREDDING



RECORDS WAREHOUSE - SHREDDING



RECORDS WAREHOUSE

BISD RECYCLED PRODUCTS -- 2019



RECORDS WAREHOUSE



RECORDS HEADQUARTERS

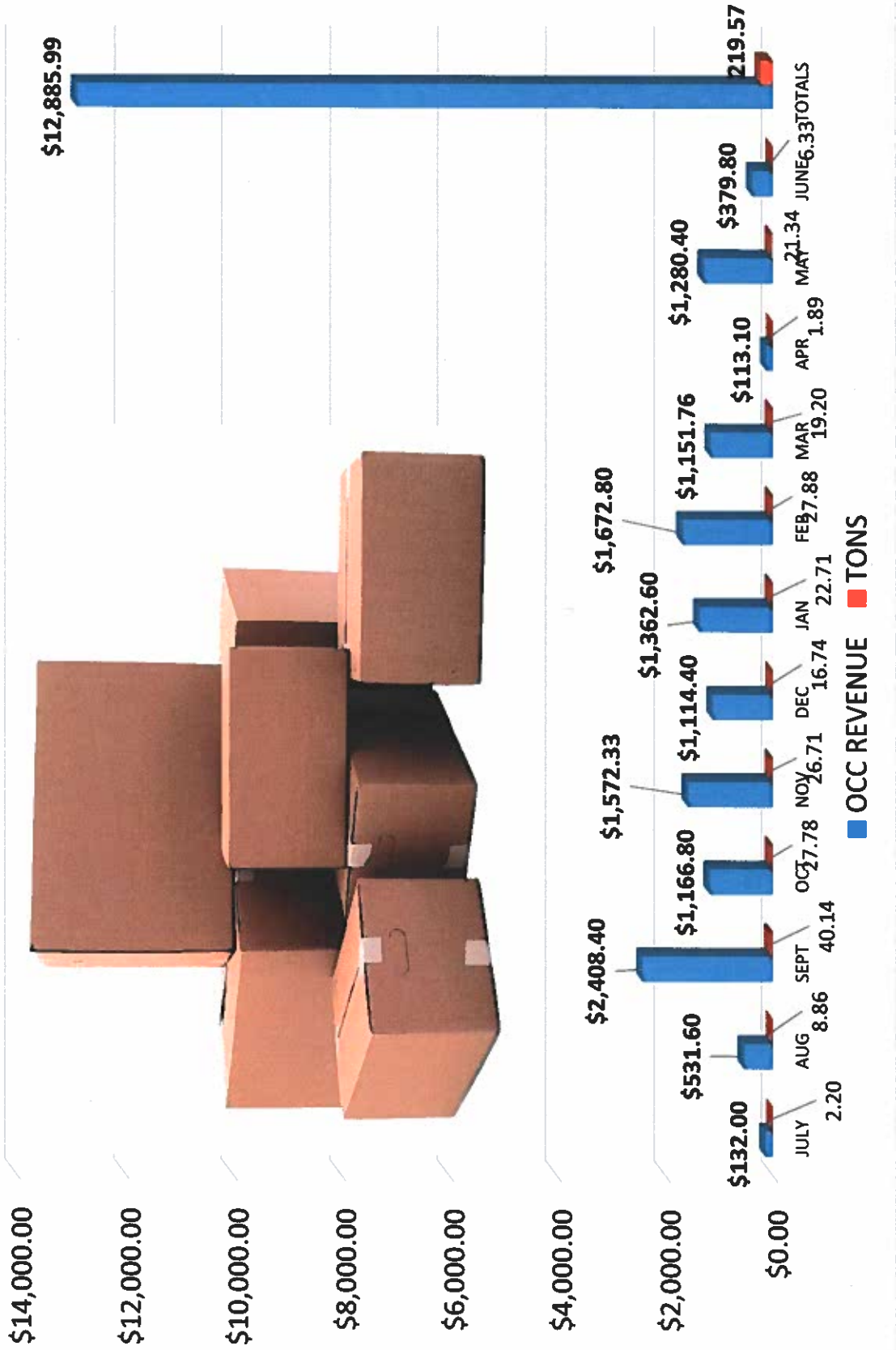
BISD RECYCLED PRODUCTS -- 2019

OCC - CARDBOARD		
2015-2016	OCC REVENUE	TONS
JULY	\$132.00	2.20
AUG	\$531.60	8.86
SEPT	\$2,408.40	40.14
OCT	\$1,166.80	27.78
NOV	\$1,572.33	26.71
DEC	\$1,114.40	16.74
JAN	\$1,362.60	22.71
FEB	\$1,672.80	27.88
MAR	\$1,151.76	19.20
APR	\$113.10	1.89
MAY	\$1,280.40	21.34
JUNE	\$379.80	6.33
TOTALS	\$1Cardboard	219.57

TIN		
2015-2016	TIN REVENUE	TONS
JULY	\$0.00	0.00
AUG	\$11.50	2.30
SEPT	\$17.80	3.56
OCT	\$1,166.80	27.78
NOV	\$1,572.33	26.71
DEC	\$1,114.40	16.74
JAN	\$1,362.60	22.71
FEB	\$1,672.80	27.88
MAR	\$1,151.76	19.20
APR	\$113.10	1.89
MAY	\$1,280.40	21.34
JUNE	\$379.80	6.33
TOTALS	\$9,843.29	176.43

BISD RECYCLED PRODUCTS -- 2019

2015-2016 CARDBOARD REVENUE



BISD RECYCLED PRODUCTS -- 2019

2015-2016 TIN REVENUE



BISD RECYCLED PRODUCTS -- 2019

FOOD SERVICES TIN			
10 YEAR	REVENUE	POUNDS	TONS
2011-12	\$3013.06		
2012-13	4036.74	#REF!	#REF!
2013-14	3800.24	#REF!	#REF!
2014-15	\$9,843.29	#REF!	9843.29
2015-16	#REF!	#REF!	#REF!
2016-17	#REF!	#REF!	#REF!
2017-18	#REF!	#REF!	#REF!
2018-19	#REF!	#REF!	#REF!
2019-20	#REF!	#REF!	#REF!
2020-21	#REF!	#REF!	#REF!
TOTALS	#REF!	#REF!	#REF!

BISD RECYCLED PRODUCTS -- 2019

FOOD SERVICES CARDBOARD			
10 YEAR	REVENUE	POUNDS	TONS
2011-12	#REF!	#REF!	#REF!
2012-13	#REF!	#REF!	#REF!
2013-14	#REF!	#REF!	#REF!
2014-15	#REF!	#REF!	#REF!
2015-16	\$12,885.99	#REF!	9843.29
2016-17	#REF!	#REF!	#REF!
2017-18	#REF!	#REF!	#REF!
2018-19	#REF!	#REF!	#REF!
2019-20	#REF!	#REF!	#REF!
2020-21	#REF!	#REF!	#REF!
TOTALS	#REF!	#REF!	#REF!