

BOARD OF TRUSTEES
AGENDA

<input type="checkbox"/> Workshop	<input checked="" type="checkbox"/> Regular	<input type="checkbox"/> Special
-----------------------------------	---	----------------------------------

- (A) ☒ Report Only ☐ Recognition

Presenter(s): ISMAEL MIJARES, DEPUTY SUPERINTENDENT FOR BUSINESS & FINANCE

Briefly describe the subject of the report or recognition presentation.

REVIEW INVESTMENT OFFICER'S QUARTERLY REPORT OF INVESTMENT TRANSACTIONS FOR ALL FUNDS FOR THE QUARTER ENDED NOVEMBER 30, 2025.

- (B) ☐ Action Item

Presenter(s):

Briefly describe the action required.

- (C) Funding source: Identify the source of funds if any are required.

- (D) Clarification: Explain any question or issues that might be raised regarding this item.

THE QUARTERLY INVESTMENT REPORT IS BEING PREPARED IN ACCORDANCE WITH BOARD POLICY CDA (LOCAL).

TO: Samuel Mijares, Superintendent

FROM: Ismael Mijares
Deputy Superintendent for Business & Finance-Investment Officer

DATE: December 19, 2025

SUBJECT: ***QUARTERLY INVESTMENT REPORT***

Attached is the District's Quarterly Investment Report in accordance with Board Policy CDA (Local). The Report includes statements for the period ending November 30, 2025. The following is a summary of the amounts invested in various accounts.

LONESTAR INVESTMENT POOL - CORPORATE OVERNIGHT PLUS FUND

ELEMENTARY FUND	26,157.08
GENERAL FUND	86,554,345.47
INTEREST & SINKING FUND	2,494,794.34
TOTAL:	<u>\$89,075,296.89</u>

The grand total of the District's investments on November 30, 2025 was \$89,075,296.89
The market value of these investments as of November 30, 2025 was \$89,072,043.05

Eagle Pass Independent School District

Schedule of Investments and Market Values

November 30, 2025

LONESTAR INVESTMENT POOL - **CORPORATE OVERNIGHT PLUS FUND:**

Account	Investments 11/30/2024	3 mth. Avg. Annual Yield	Market Values 11/30/2024	Investments 11/30/2025	3 mth. Avg. Annual Yield	Market Values 11/30/2025
Elementary Fund	82,435.76	5.11%	82,443.92	26,157.08	4.27%	26,156.12
General Fund	95,022,769.94	5.11%	95,032,177.95	86,554,345.47	4.27%	86,551,183.72
Interest & Sinking Fund	2,693,991.10	5.11%	2,694,257.83	2,494,794.34	4.27%	2,494,703.21
TOTAL OF INVESTMENTS	\$97,799,196.80	5.11%	\$97,808,879.70	\$89,075,296.89	4.27%	\$89,072,043.05

OTHER YIELD AVERAGES:

	11/30/2024*	2/29/2025*	5/31/2025*	8/31/2025**	11/30/2025*
Lonestar Investment Pool-Corporate Overnight Plus Fund	5.11%	4.63%	4.47%	4.66%	4.27%
Wall Street Journal 91-Day US Treasury Bill	4.55%	4.23%	4.22%	4.30%	3.84%
Wall Street Journal 6-Month US Treasury Bill	4.35%	4.18%	4.09%	4.17%	3.71%
Cash in bank accounts	3.04%	2.55%	2.53%	2.66%	2.23%

* 3-Month Average

** 12-Month Average

NOTE:

Cash in bank accounts as of 11/30/25--\$7,201,125.66: Food Service Fund \$16,618.54; General Operating Fund \$7,137,027.80; AND I&S Fund \$47,479.32.

Federal Deposit Insurance Corporation and Market Value of Pledged Amount: \$250,000 + \$14,407,503.42 = **\$14,657,503.42**

EAGLE PASS INDEPENDENT SCHOOL DISTRICT
Schedule of Investments and Interest Earned
For Quarter Ending November 30, 2025

Quarterly: 09/01/2025 - 11/30/2025

Fund	Fund Code	Account Type	Investments Account Balance as of 11/30/2024	Interest Earned 09/01/2024 to 11/30/2024	Investments Account Balance as of 11/30/2025	Interest Earned 09/01/2025 to 11/30/2025
Elementary Fund	866	Corporate Overnight Plus Fund	82,435.76	1,070.98	26,157.08	295.79
General Fund	199	Corporate Overnight Plus Fund	95,022,769.94	1,143,156.82	86,554,345.47	836,233.45
Interest & Sinking Fund	518	Corporate Overnight Plus Fund	2,693,991.10	22,137.17	2,494,794.34	23,704.44
Total Invested/Interest Earned			<u>97,799,196.80</u>	<u>1,166,364.97</u>	<u>89,075,296.89</u>	<u>860,233.68</u>

Year to Date: 09/01/2025 - 11/30/2025

Fund	Fund Code	Account Type	Investments Account Balance as of 11/30/2024	Interest Earned 09/01/2024 to 11/30/2024	Investments Account Balance as of 11/30/2025	Interest Earned 09/01/2025 to 11/30/2025
Elementary Fund	866	Corporate Overnight Plus Fund	82,435.76	1,070.98	26,157.08	295.79
General Fund	199	Corporate Overnight Plus Fund	95,022,769.94	1,143,156.82	86,554,345.47	836,233.45
Interest & Sinking Fund	518	Corporate Overnight Plus Fund	2,693,991.10	22,137.17	2,494,794.34	23,704.44
Total Invested/Interest Earned			<u>97,799,196.80</u>	<u>1,166,364.97</u>	<u>89,075,296.89</u>	<u>860,233.68</u>

EAGLE PASS INDEPENDENT SCHOOL DISTRICT**Quarter Ending: 11/30/2025****Cash in Bank Accounts**

Food Service Fund		16,618.54
General Fund		
Tax Collections-Escrow Account	555,437.18	
Designated Purpose Fund	67,290.98	
Tax Collections-Credit Card/ACH Payments	184,983.22	
Payroll Fund	2,822,608.45	
Disbursement Fund	1,157,547.10	
Elementary Fund	732,466.61	
Health Insurance Fund	1,285,024.26	
General Operating	331,670.00	7,137,027.80
I & S Fund-Bond Series		47,479.32
Total		7,201,125.66

* Federal Deposit Insurance Corporation	250,000.00
** Pledged Amount (LOC)	14,407,503.42
TOTAL	14,657,503.42
Amount Over/(Under) Pledged	7,456,377.76

* Federal Deposit Insurance Corporation (FDIC) amount provided by the U.S. government as collateral to insure deposits.

** Irrevocable Letter of Credit (ILOC) amount provided by PNC Bank as collateral to protect deposits as required by the Public Funds Investment Act. The ILOC issued by PNC Bank is held independently by the Federal Home Loan Bank of Atlanta and the school district is the only entity that is entitled to draw funds against it should the bank fail.

Checking Account Interest Rates			3-Month Average
9/1/2025	10/1/2025	11/1/2025	
2.41%	2.27%	2.02%	2.23%

CD Interest Rates*		
3-Month	6-Month	9-Month
N/A	N/A	N/A

PNC Bank will evaluate each CD rate solicitation upon request.

* PNC will evaluate each CD rate solicitation upon request

PNC BANK
EAGLE PASS INDEPENDENT SCHOOL DISTRICT
DEPOSITORY CONTRACT
LIMITS

PLEGGED AMOUNT:

FDIC	\$	250,000.00
SECURITIES: Book Value		-
Market Value		-
Letter of credit (LOC)	\$	14,407,503.42

Total Collateral	\$	14,657,503.42
------------------	----	---------------

BANK ACCOUNT BALANCES AS OF: November 30, 2025

Designated Purpose Fund	4944656283	67,290.98
Disbursement Fund	4944657868	1,157,547.10
Elementary Fund	4944657876	732,466.61
Tax Collections-Escrow Account	4942495711	555,437.18
Food Service Fund	4944656291	16,618.54
General Operating Fund	4944664734	331,670.00
Health Insurance Fund	4943438815	1,285,024.26
I&S Fund	4944657884	47,479.32
Payroll Fund	4944657841	2,822,608.45
Tax Collections-Credit Card/ACH	4944656662	184,983.22

Certificates of Deposit	\$	-
-------------------------	----	---

Total Checking Account Balances	\$	7,201,125.66
---------------------------------	----	--------------

Amount Over/(Under) Pledged	\$	7,456,377.76
-----------------------------	----	--------------

PNC BANK
EAGLE PASS INDEPENDENT SCHOOL DISTRICT
DEPOSITORY CONTRACT
LIMITS

PLEGDED AMOUNT:

FDIC	\$	250,000.00
SECURITIES: Book Value		-
Market Value		-
Letter of credit (LOC)	\$	14,903,375.85

Total Collateral	\$	15,153,375.85
------------------	----	---------------

BANK ACCOUNT BALANCES AS OF: November 30, 2024

Designated Purpose Fund	4944656283	371,333.47
Disbursement Fund	4944657868	1,602,418.66
Elementary Fund	4944657876	622,531.62
Tax Collections-Escrow Account	4942495711	109,559.46
Food Service Fund	4944656291	383,723.88
General Operating Fund	4944664734	695,606.39
Health Insurance Fund	4943438815	285,572.89
I&S Fund	4944657884	246,358.83
Payroll Fund	4944657841	4,165,379.62
Tax Collections-Credit Card/ACH	4944656662	109,661.65

Certificates of Deposit	\$	-
-------------------------	----	---

Total Checking Account Balances	\$	8,592,146.47
---------------------------------	----	--------------

Amount Over/(Under) Pledged	\$	6,561,229.38
-----------------------------	----	--------------

Participant #: 159901

Lone Star™ 2025 1st Quarter
Investment Pool Quarterly Statement

Statement Period: 09/01/2025 to 11/30/2025

Ismael Mijares
Eagle Pass ISD
587 Madison St
Eagle Pass, Texas 78852



Summary of Portfolio Holdings

Account	Fund	Number of Shares	Price Per Share	Account Book Value (USD)	Account Market Value (USD)	% Port.
Elementary Fund	Corporate Overnight Plus Fund	26,157.08	1.00	26,157.08	26,156.12	0.03%
		Totals:		26,157.08	26,156.12	

Account	Fund	Number of Shares	Price Per Share	Account Book Value (USD)	Account Market Value (USD)	% Port.
General Fund	Corporate Overnight Plus Fund	86,554,345.47	1.00	86,554,345.47	86,551,183.72	97.17%
		Totals:		86,554,345.47	86,551,183.72	

Account	Fund	Number of Shares	Price Per Share	Account Book Value (USD)	Account Market Value (USD)	% Port.
Interest & Sinking Fund	Corporate Overnight Plus Fund	2,494,794.34	1.00	2,494,794.34	2,494,703.21	2.80%
		Totals:		2,494,794.34	2,494,703.21	

Totals

	Fund	Number of Shares	Price Per Share	Fund Balance (USD)	% Port.
	Corporate Overnight Fund	0.00	1.00	0.00	0.00 %
	Government Overnight Fund	0.00	1.00	0.00	0.00 %
	Corporate Overnight Plus Fund	89,075,296.89	1.00	89,075,296.89	100.00 %
		Total Value:		89,075,296.89	100.00 %

Portfolio Transactions

Elementary Fund - Corporate Overnight Plus Fund

Settle Date	Trade Type	Share Balance	Number of Shares	Price/Share	Amount (USD)
09/01/2025	Starting Balance	28,352.22			28,352.22
09/02/2025	Transfer Out	28,245.16	-107.06	1.00	-107.06
09/18/2025	Transfer Out	27,975.25	-269.91	1.00	-269.91
09/30/2025	Interest	28,076.68	101.43	1.00	101.43
10/16/2025	Transfer Out	27,992.60	-84.08	1.00	-84.08

Elementary Fund - Corporate Overnight Plus Fund (Continued)

Settle Date	Trade Type	Share Balance	Number of Shares	Price/Share	Amount (USD)
10/31/2025	Interest	28,094.58	101.98	1.00	101.98
11/12/2025	Transfer Out	27,993.15	-101.43	1.00	-101.43
11/13/2025	Transfer Out	27,891.17	-101.98	1.00	-101.98
11/18/2025	Transfer Out	26,064.70	-1,826.47	1.00	-1,826.47
11/28/2025	Interest	26,157.08	92.38	1.00	92.38
11/30/2025	Ending Balance	26,157.08			26,157.08

General Fund - Corporate Overnight Plus Fund

Settle Date	Trade Type	Share Balance	Number of Shares	Price/Share	Amount (USD)
09/01/2025	Starting Balance	74,978,703.40			74,978,703.40
09/02/2025	Transfer In	74,978,810.46	107.06	1.00	107.06
09/08/2025	Vendor Payment Tristar Risk Management	74,967,931.08	-10,879.38	1.00	-10,879.38
09/08/2025	Vendor Payment Texas State Natural Gas, Inc.	74,966,247.70	-1,683.38	1.00	-1,683.38
09/09/2025	Withdrawal	72,216,247.70	-2,750,000.00	1.00	-2,750,000.00
09/10/2025	Vendor Payment HEB Grocery Company, LP	72,210,761.45	-5,486.25	1.00	-5,486.25
09/10/2025	Withdrawal	70,210,761.45	-2,000,000.00	1.00	-2,000,000.00
09/10/2025	Vendor Payment Medina's Concrete Work Inc	70,177,844.45	-32,917.00	1.00	-32,917.00
09/11/2025	Vendor Payment JP Sanchez Construction Co Inc	70,030,594.45	-147,250.00	1.00	-147,250.00
09/11/2025	Vendor Payment JP Sanchez Construction Co Inc	69,856,364.45	-174,230.00	1.00	-174,230.00
09/11/2025	Vendor Payment JP Sanchez Construction Co Inc	69,765,354.45	-91,010.00	1.00	-91,010.00
09/11/2025	Vendor Payment JP Sanchez Construction Co Inc	69,744,454.45	-20,900.00	1.00	-20,900.00
09/12/2025	Withdrawal	69,725,926.07	-18,528.38	1.00	-18,528.38
09/18/2025	Transfer In	69,726,195.98	269.91	1.00	269.91
09/19/2025	Deposit	70,204,803.98	478,608.00	1.00	478,608.00
09/19/2025	Deposit	70,413,839.98	209,036.00	1.00	209,036.00
09/19/2025	Deposit	70,643,406.66	229,566.68	1.00	229,566.68
09/19/2025	Withdrawal	69,726,195.98	-917,210.68	1.00	-917,210.68
09/22/2025	Vendor Payment Medina's Concrete Work Inc	69,693,278.98	-32,917.00	1.00	-32,917.00
09/23/2025	Withdrawal	67,643,278.98	-2,050,000.00	1.00	-2,050,000.00
09/23/2025	Vendor Payment Tristar Risk Management	67,629,405.12	-13,873.86	1.00	-13,873.86
09/25/2025	Deposit	85,992,673.12	18,363,268.00	1.00	18,363,268.00
09/25/2025	Withdrawal	85,946,330.98	-46,342.14	1.00	-46,342.14
09/26/2025	Deposit	85,955,833.26	9,502.28	1.00	9,502.28
09/26/2025	Deposit	87,139,676.07	1,183,842.81	1.00	1,183,842.81
09/26/2025	Withdrawal	87,130,173.79	-9,502.28	1.00	-9,502.28
09/26/2025	Withdrawal	85,946,330.98	-1,183,842.81	1.00	-1,183,842.81
09/26/2025	Withdrawal	84,246,330.98	-1,700,000.00	1.00	-1,700,000.00
09/29/2025	Vendor Payment Hellas Construction Inc.	84,242,769.19	-3,561.79	1.00	-3,561.79
09/30/2025	Deposit	85,433,062.19	1,190,293.00	1.00	1,190,293.00
09/30/2025	Deposit	85,509,616.19	76,554.00	1.00	76,554.00
09/30/2025	Interest	85,776,582.70	266,966.51	1.00	266,966.51
10/03/2025	Withdrawal	84,276,582.70	-1,500,000.00	1.00	-1,500,000.00
10/06/2025	Vendor Payment Medina's Concrete Work Inc	84,243,665.70	-32,917.00	1.00	-32,917.00

General Fund - Corporate Overnight Plus Fund (Continued)

Settle Date	Trade Type	Share Balance	Number of Shares	Price/Share	Amount (USD)
10/06/2025	Withdrawal	83,243,665.70	-1,000,000.00	1.00	-1,000,000.00
10/07/2025	Withdrawal	80,243,665.70	-3,000,000.00	1.00	-3,000,000.00
10/08/2025	Vendor Payment HEB Grocery Company, LP	80,233,541.34	-10,124.36	1.00	-10,124.36
10/08/2025	Withdrawal	78,733,541.34	-1,500,000.00	1.00	-1,500,000.00
10/08/2025	Vendor Payment Texas State Natural Gas, Inc.	78,731,602.89	-1,938.45	1.00	-1,938.45
10/10/2025	Deposit	79,180,482.27	448,879.38	1.00	448,879.38
10/10/2025	Deposit	79,273,026.42	92,544.15	1.00	92,544.15
10/10/2025	Deposit	79,684,705.82	411,679.40	1.00	411,679.40
10/10/2025	Deposit	79,824,407.86	139,702.04	1.00	139,702.04
10/10/2025	Deposit	79,910,093.44	85,685.58	1.00	85,685.58
10/10/2025	Deposit	81,061,833.37	1,151,739.93	1.00	1,151,739.93
10/10/2025	Deposit	81,072,849.37	11,016.00	1.00	11,016.00
10/10/2025	Deposit	81,212,288.09	139,438.72	1.00	139,438.72
10/10/2025	Vendor Payment Medina's Concrete Work Inc	81,208,088.09	-4,200.00	1.00	-4,200.00
10/10/2025	Withdrawal	78,727,402.89	-2,480,685.20	1.00	-2,480,685.20
10/10/2025	Vendor Payment Tristar Risk Management	78,706,856.01	-20,546.88	1.00	-20,546.88
10/15/2025	Vendor Payment Frontera Construction, LLC	78,642,063.21	-64,792.80	1.00	-64,792.80
10/15/2025	Vendor Payment E 3 Entegral Solutions, Inc.	77,977,253.21	-664,810.00	1.00	-664,810.00
10/15/2025	Vendor Payment Frontera Construction, LLC	77,926,761.25	-50,491.96	1.00	-50,491.96
10/15/2025	Vendor Payment Frontera Construction, LLC	77,873,108.95	-53,652.30	1.00	-53,652.30
10/16/2025	Transfer In	77,873,193.03	84.08	1.00	84.08
10/20/2025	Deposit	77,877,193.03	4,000.00	1.00	4,000.00
10/21/2025	Withdrawal	77,873,193.03	-4,000.00	1.00	-4,000.00
10/21/2025	Withdrawal	76,673,193.03	-1,200,000.00	1.00	-1,200,000.00
10/22/2025	Withdrawal	74,673,193.03	-2,000,000.00	1.00	-2,000,000.00
10/22/2025	Vendor Payment Tristar Risk Management	74,658,633.78	-14,559.25	1.00	-14,559.25
10/23/2025	Vendor Payment Hellas Construction Inc.	74,594,595.98	-64,037.80	1.00	-64,037.80
10/23/2025	Vendor Payment Terratech Engineering & Construction Services Inc	74,578,920.80	-15,675.18	1.00	-15,675.18
10/23/2025	Vendor Payment Terratech Engineering & Construction Services Inc	74,558,852.05	-20,068.75	1.00	-20,068.75
10/23/2025	Vendor Payment E 3 Entegral Solutions, Inc.	74,171,993.05	-386,859.00	1.00	-386,859.00
10/24/2025	Deposit	86,465,005.05	12,293,012.00	1.00	12,293,012.00
10/27/2025	Deposit	86,551,333.45	86,328.40	1.00	86,328.40
10/27/2025	Deposit	86,559,459.37	8,125.92	1.00	8,125.92
10/27/2025	Deposit	86,559,550.81	91.44	1.00	91.44
10/27/2025	Deposit	86,620,007.06	60,456.25	1.00	60,456.25
10/27/2025	Withdrawal	86,465,005.05	-155,002.01	1.00	-155,002.01
10/28/2025	Withdrawal	86,358,844.14	-106,160.91	1.00	-106,160.91
10/28/2025	Withdrawal	85,158,844.14	-1,200,000.00	1.00	-1,200,000.00
10/28/2025	Vendor Payment Davis Powell Architecture	85,140,844.14	-18,000.00	1.00	-18,000.00
10/29/2025	Vendor Payment JP Sanchez	85,125,644.14	-15,200.00	1.00	-15,200.00

General Fund - Corporate Overnight Plus Fund (Continued)

Settle Date	Trade Type	Share Balance	Number of Shares	Price/Share	Amount (USD)
10/30/2025	Vendor Payment J P Sanchez	85,095,624.14	-30,020.00	1.00	-30,020.00
10/30/2025	Vendor Payment J P Sanchez	84,844,159.14	-251,465.00	1.00	-251,465.00
10/30/2025	Vendor Payment J P Sanchez	84,752,721.64	-91,437.50	1.00	-91,437.50
10/31/2025	Interest	85,048,117.51	295,395.87	1.00	295,395.87
11/04/2025	Vendor Payment Medina's Concrete Work Inc	85,033,877.51	-14,240.00	1.00	-14,240.00
11/04/2025	Withdrawal	83,033,877.51	-2,000,000.00	1.00	-2,000,000.00
11/05/2025	Withdrawal	82,533,877.51	-500,000.00	1.00	-500,000.00
11/06/2025	Vendor Payment Davis Powell Architecture	82,523,877.51	-10,000.00	1.00	-10,000.00
11/06/2025	Withdrawal	81,023,877.51	-1,500,000.00	1.00	-1,500,000.00
11/06/2025	Vendor Payment Texas State Natural Gas, Inc.	81,021,917.26	-1,960.25	1.00	-1,960.25
11/12/2025	Transfer In	81,022,018.69	101.43	1.00	101.43
11/12/2025	Vendor Payment Tristar Risk Management	80,997,436.31	-24,582.38	1.00	-24,582.38
11/13/2025	Transfer In	80,997,538.29	101.98	1.00	101.98
11/13/2025	Vendor Payment TASB Risk Management Fund	80,986,163.38	-11,374.91	1.00	-11,374.91
11/13/2025	Vendor Payment HEB Grocery Company, LP	80,969,317.26	-16,846.12	1.00	-16,846.12
11/13/2025	Vendor Payment JP Sanchez Construction Co Inc	80,923,907.26	-45,410.00	1.00	-45,410.00
11/13/2025	Vendor Payment JP Sanchez Construction Co Inc	80,870,517.26	-53,390.00	1.00	-53,390.00
11/13/2025	Vendor Payment J P Sanchez	80,522,627.26	-347,890.00	1.00	-347,890.00
11/14/2025	Vendor Payment A E Hiller & Sons, Inc.	80,408,483.81	-114,143.45	1.00	-114,143.45
11/17/2025	Deposit	80,426,999.81	18,516.00	1.00	18,516.00
11/17/2025	Deposit	80,465,889.66	38,889.85	1.00	38,889.85
11/17/2025	Withdrawal	80,426,999.81	-38,889.85	1.00	-38,889.85
11/18/2025	Deposit	82,206,216.65	1,779,216.84	1.00	1,779,216.84
11/18/2025	Transfer In	82,208,043.12	1,826.47	1.00	1,826.47
11/18/2025	Withdrawal	81,208,043.12	-1,000,000.00	1.00	-1,000,000.00
11/18/2025	Withdrawal	78,208,043.12	-3,000,000.00	1.00	-3,000,000.00
11/18/2025	Withdrawal	76,428,826.28	-1,779,216.84	1.00	-1,779,216.84
11/19/2025	Withdrawal	72,428,826.28	-4,000,000.00	1.00	-4,000,000.00
11/21/2025	Deposit	72,444,633.48	15,807.20	1.00	15,807.20
11/21/2025	Vendor Payment Tristar Risk Management	72,428,931.52	-15,701.96	1.00	-15,701.96
11/24/2025	Vendor Payment E 3 Entegral Solutions, Inc.	72,219,665.52	-209,266.00	1.00	-209,266.00
11/25/2025	Deposit	84,443,757.52	12,224,092.00	1.00	12,224,092.00
11/26/2025	Deposit	86,280,474.40	1,836,716.88	1.00	1,836,716.88
11/28/2025	Interest	86,554,345.47	273,871.07	1.00	273,871.07
11/30/2025	Ending Balance	86,554,345.47			86,554,345.47

Interest & Sinking Fund - Corporate Overnight Plus Fund

Settle Date	Trade Type	Share Balance	Number of Shares	Price/Share	Amount (USD)
09/01/2025	Starting Balance	2,121,089.90			2,121,089.90
09/30/2025	Interest	2,128,736.97	7,647.07	1.00	7,647.07
10/20/2025	Deposit	2,228,736.97	100,000.00	1.00	100,000.00

Interest & Sinking Fund - Corporate Overnight Plus Fund (Continued)

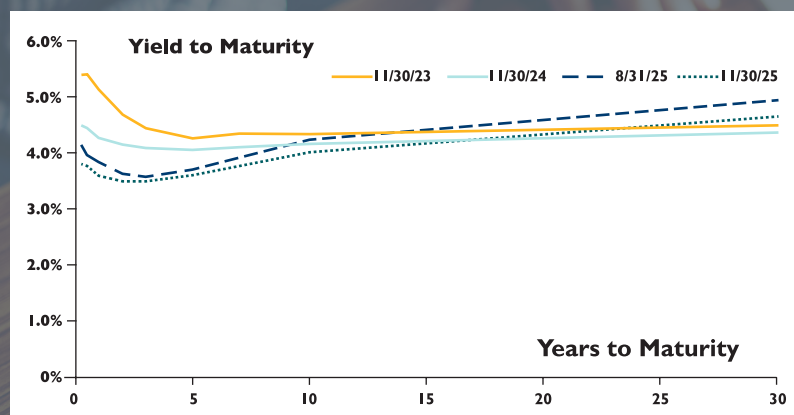
Settle Date	Trade Type	Share Balance	Number of Shares	Price/Share	Amount (USD)
10/31/2025	Interest	2,236,621.59	7,884.62	1.00	7,884.62
11/06/2025	Deposit	2,386,621.59	150,000.00	1.00	150,000.00
11/18/2025	Deposit	2,486,621.59	100,000.00	1.00	100,000.00
11/28/2025	Interest	2,494,794.34	8,172.75	1.00	8,172.75
11/30/2025	Ending Balance	2,494,794.34			2,494,794.34

Important Information about this statement

Please review this statement carefully, it is the official record of your account with Lone Star Investment Pool and First Public, LLC. If you disagree with any transaction, or if there are any errors or omissions in this statement please notify us promptly in writing, but no later than 10 business days after receipt of this statement. Trades pending settlement will not appear on this statement. All such trades will appear in the next monthly statement. The yield for the period is an annualized rate that reflects the relationship between the average amount of income earned and the average daily balance for the account. Please notify First Public promptly and in writing of any changes of address or phone number. Times of transactions will be furnished upon written request. The Lone Star Investment Pool Information Statement should be read carefully before investing. Investors should consider the investment objectives, risks, charges and expenses associated with municipal fund securities before investing. All transactions are no load. No remuneration has, or will be, paid to any entity in connection with this transaction. An investor may obtain an Information Statement by contacting First Public at the address and phone number identified above. An investment in Lone Star investment Pool is not insured or guaranteed by the Federal Deposit Insurance Corporation ("FDIC") or any other government agency and although Lone Star Investment Pool seeks to preserve the value of the investment at a fixed share price, it is possible to lose money by investing in municipal fund securities.

Quarterly Position Report

November 30, 2025



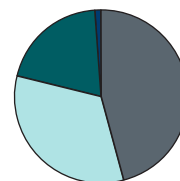
US yields fell across the curve in the three-month period ending November 30, with the largest declines occurring on securities maturing in less than one year. On October 1, the US government shut down as Congress failed to pass appropriations for the 2026 fiscal year. The shutdown was the longest in history, lasting 43 days until November 12. At the October 29 Federal Open Market Committee (FOMC) meeting, the committee lowered rates by 25 basis points (bps) to 3.75% to 4.00%. There were two dissenters on the committee, but on opposite sides. One dissent was in favor of a 50-bp cut. The other dissenter was in favor of no cut. Chair Jay Powell's press conference was somewhat surprising. Several times during the press conference, he said that a rate cut in December was not a foregone conclusion. In one instance, he used the phrase "far from it." While future cut expectation changed significantly during the period, by the end of November, the market was expecting a rate cut of 25 bps at the December 10 meeting.

Government Overnight Fund

Duration 0.08478

	Participant Assets	Market Value
Beginning of Quarter Balance	6,285,085,870.50	6,285,762,971.16
Deposits	3,004,835,938.90	
Withdrawals	(3,034,288,855.27)	
End of Quarter Balance	6,255,632,954.13	6,256,237,078.50

Agencies	46%
Cash/Repo	33%
Treasuries	20%
MM Funds	1%

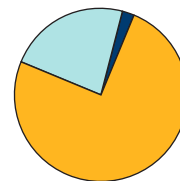


Corporate Overnight Fund

Duration 0.20372

	Participant Assets	Market Value
Beginning of Quarter Balance	3,439,721,056.85	3,439,273,717.04
Deposits	1,850,132,735.08	
Withdrawals	(1,363,024,918.57)	
End of Quarter Balance	3,926,828,873.36	3,926,732,460.80

Commercial Paper	75%
Cash/Repo	23%
MM Funds	2%

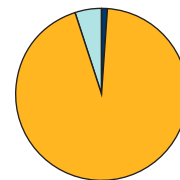


Corporate Overnight Plus Fund

Duration 0.25221

	Participant Assets	Market Value
Beginning of Quarter Balance	10,081,002,781.58	10,079,699,561.35
Deposits	4,664,156,062.47	
Withdrawals	(4,559,166,158.47)	
End of Quarter Balance	10,185,992,685.58	10,185,620,600.65

Commercial Paper	94%
Cash/Repo	5%
MM Funds	1%



Returns

	September		October		November	
	Average Rate	7-day SEC Yield	Average Rate	7-day SEC Yield	Average Rate	7-day SEC Yield
Govt Overnight Fund	4.25%	4.15%	4.14%	4.14%	3.97%	3.98%
Corp Overnight Fund	4.37%	4.28%	4.26%	4.25%	4.09%	4.10%
Corp Overnight Plus Fund	4.39%	4.31%	4.28%	4.27%	4.14%	4.13%

William Mastrodica
William Mastrodica

Lone Star Investment Pool Investment Officers

Tammy Davis
Tammy Davis

The Lone Star Information Statement should be read carefully before investing. Investors should consider the investment objectives, risks, charges, and expenses associated with this or any security prior to investing. Investment in Lone Star Investment Pool is not insured or guaranteed by the Federal Deposit Insurance Corporation (FDIC) or any other government agency, and although Lone Star seeks to preserve the value of the investment at a fixed share price, it is possible to lose money by investing in Lone Star. For further information or for an Information Statement, contact First Public at 800.558.8875. The return information is net of all current operating expenses. The return represents past performance and is no indication of future results.

First Public is a registered broker dealer with the Securities and Exchange Commission, the Financial Industry Regulatory Authority, and the Municipal Securities Rulemaking Board. First Public is not acting as a municipal advisor and is not providing advice or recommending any action to any municipal entity (including governmental entities under Section 15B of the U.S. Securities Exchange Act) or any of such entity's obligated persons. First Public does not assume or owe any fiduciary duty under Section 15B of the U.S. Securities Exchange Act with respect to the information contained herein. Please consult your professional and legal advisors and fiduciaries before acting on any of this information.