



NUECES COUNTY HOSPITAL DISTRICT

Administrative Offices

555 N. Carancahua Street, Suite 950
Corpus Christi, Texas 78401-0835

Phone: (361) 808-3300
Fax: (361) 808-3274

BOARD OF MANAGERS RESOLUTION **SEPTEMBER 7, 2018**

A RESOLUTION APPROVING FISCAL YEAR 2019 ANNUAL BUDGET

WHEREAS, the Nueces County Hospital District (the "Hospital District" or "District") is a body politic and corporate and a political subdivision of the State of Texas, established and created pursuant to the Texas Constitution, Article IX, Section 4 and the Texas Health and Safety Code (the "Health Code"), Chapter 281, and operated in accordance with the Health Code and other applicable laws of the State of Texas;

WHEREAS, pursuant to the collective authorities of the Health Code, §281.047 and §281.048, the Board of Managers of the Hospital District (the "Board") has, and at the time of adoption of this Resolution had, full power and authority to manage, control, administer, and to adopt rules governing operation of the Hospital District;

WHEREAS, the Hospital District's Administrator (the "Administrator") has the responsibility for preparing an annual budget under the Board's direction as required by Health Code, §281.091(a); the District's annual budget must be approved by the Board and then shall be presented to the Commissioners Court for final approval, pursuant to requirements of Health Code, §281.091(b); and the District's Fiscal Year 2019 is October 1, 2018 through September 30, 2019;

WHEREAS, the Administrator has prepared the Hospital District's Fiscal Year 2019 annual budget under the Board's direction (the "FY 2019 Annual Budget") and said Budget is attached hereto and identified as Exhibit "A" which is incorporated herein by reference;

WHEREAS, the FY 2019 Annual Budget consists of the Hospital District's (1) Consolidated Budget, inclusive of the General, Tobacco, and Indigent Care Funds; and (2) Capital Budget;

WHEREAS, the Board desires to assure that FY 2019 Annual Budget funds disbursed for the "Nueces County Healthcare Services," as resolved in a separate Hospital District Board Resolution related to the District's FY 2019 Annual Budget, are utilized for the efforts intended, or come as a logical consequence of such efforts; and

WHEREAS, the Board desires to approve the FY 2019 Annual Budget and authorize the expenditure of budgeted funds for the purposes indicated therein.

NOW, THEREFORE, BE IT RESOLVED BY THE BOARD OF MANAGERS OF THE NUECES COUNTY HOSPITAL DISTRICT, THAT:

1. The Board hereby approves the FY 2019 Annual Budget (attached hereto as Exhibit "A").
2. The Board hereby directs the Administrator to submit the approved FY 2019 Annual Budget to Commissioners Court for their final approval.
3. It shall be the responsibility of Nueces County to assure that Hospital District funds disbursed as a part of the FY 2019 Annual Budget for the "Nueces County Healthcare Services," as resolved in a separate Hospital District Board Resolution related to the District's FY 2019 Annual Budget, are utilized for the efforts intended, or come as a logical consequence of such efforts.
4. The Board hereby finds that the approved FY 2019 Annual Budget provides the authority necessary to expend budgeted funds for the purposes indicated and in accordance with state law and the Hospital District's approved purchasing and expenditure procedures. The expenditure of budgeted funds shall be under the direction of the Administrator or his designee who shall ensure that funds are expended in accordance with the approved Budget.
5. The Administrator shall be and is expressly authorized and directed to do and perform all acts, and to execute all instruments and other related documents, whether or not herein cited, as required to carry out the intent, terms, and provisions of this Resolution, such execution to be conclusively evidenced by the performance of such acts.
6. The Administrator, in his capacity as the Secretary of the Hospital District Board, be and is hereby legally authorized and empowered to perform all acts described above and certify these resolutions and that the provisions hereof are in conformance with the laws of the State of Texas and the Governing Board Bylaws of the Hospital District.
7. This Resolution shall take effect and be in full force and effect upon and after its passage.

[THIS SPACE INTENTIONALLY LEFT BLANK]

**NUECES COUNTY HOSPITAL DISTRICT
BOARD OF MANAGERS**

Van Huseman
Chairman

Claude C. Jennings, C.P.A.
Vice Chairman

Rodney J. Hart, P.E.
Member

Robert N. Corrigan, Jr.
Member

John E. Valls
Member

Ted A. Daniel
Member

Sylvia Tryon Oliver
Member

Exhibit A



NUECES COUNTY HOSPITAL DISTRICT

Administrative Offices

555 N. Carancahua Street, Suite 950
Corpus Christi, Texas 78401-0835

Phone: (361) 808-3300
Fax: (361) 808-3274

To: Board of Managers

From: Jonny F. Hipp, Administrator

Subject: Operating and Capital Budgets For Fiscal Year 2019

Date: September 7, 2018

Attached for your review and approval consideration is the Hospital District's Fiscal Year 2019 (October 1, 2018 through September 30, 2019) Budget for the General Fund. The Budget is comprised of the Operating and Capital Budgets. Also included are individual budgets for the Tobacco Fund and Indigent Care Fund. The following are key items included in the Operating Budget.

REVENUES

We are using a tax rate of **\$0.117672**, which is the effective tax rate as directed by Commissioners Court. The appraisal value for FY 2019 is **\$30,167,755,252**. This new value with the tax rate will generate revenues of **\$32,704,041** for the Hospital District. This is an increase in current property revenues of **\$204,510** compared to last year's budget. A 94% collection rate has been applied, as well as a \$1,375,000 contingency for certain expected refinery related tax refunds.

Spohn Corporate Member Revenue of **\$98,000,000** is included in this year's revenue, an increase of \$12,948,800 compared to last year's budget. RHP anchor allocation revenue is estimated at **\$300,000**.

EXPENSES

Budgeted expenditures for FY 2019 are **\$133,603,654**. The principal expenditures are: (1) intergovernmental transfers of **\$117,018,192**, (2) County health expenditures of **\$11,786,629**, including \$6,156,588 for the new jail diversion program; (3) salaries expense of **\$1,474,350**; and (4) legal and professional fees of **\$970,300**.

**NUECES COUNTY HOSPITAL DISTRICT
FISCAL YEAR 2019 BUDGET
TABLE OF CONTENTS**

I. SUMMARY BUDGET - GENERAL FUND Page 1

II. FOOTNOTES TO BUDGET..... Page 2

III. BUDGET OF GENERAL FUND BY DEPARTMENT..... Page 4

IV. SUMMARY BUDGET - SPECIAL REVENUE (TOBACCO FUND)..... Page 5

V. SUMMARY BUDGET - SPECIAL REVENUE (INDIGENT CARE FUND) Page 6

VI. CONSOLIDATED BUDGET..... Page 7

VII. EXHIBIT A - TAX COLLECTIONS ANALYSIS..... Page 8

VIII. EXHIBIT B - GENERAL FUND - CASH FLOW SCHEDULE..... Page 9

IX. EXHIBIT C - COUNTY HEALTHCARE EXPENDITURES Page 10

X. EXHIBIT D - BUDGETED CAPITAL ASSETS..... Page 11

XI. EXHIBIT E - TAX COLLECTOR AD VALOREM TAX FEES ANALYSIS Page 12

XII. EXHIBIT F – INTERGOVERNMENTAL TRANSFER NEEDS BY PROVIDER Page 13

XIII. ADOPTED TAX RATE HISTORY CHART..... Page 14

XIV. BUDGETED REVENUE PIE CHART Page 15

XV. BUDGETED EXPENSE PIE CHART Page 16

XVI. FUND BALANCE HISTORY CHART..... Page 17

**NUECES COUNTY HOSPITAL DISTRICT
BUDGET - GENERAL FUND
FOR THE YEAR ENDING SEPTEMBER 30, 2019**

	Column 1		Column 2		Column 3	Column 4		Column 5	
	Fiscal 2019		Fiscal 2018		Budget	Fiscal 2018		Est. Act vs	
	Budget		Budget		2019 vs. 2018	Est. Actual		F2019 Bud	
Explanation									
REVENUES									
Property Taxes:									
1 Current	32,704,041	24.83%	32,499,531	27.11%	204,510	32,348,735	25.84%	355,306	Note 1
2 Delinquent	0	0.00%	497,862	0.42%	(497,862)	1,043,322	0.83%	(1,043,322)	Note 2
3 Penalties & Interest	327,040	0.25%	324,995	0.27%	2,045	329,369	0.26%	(2,329)	
4 Total Property Tax Revenue	33,031,081	25.07%	33,322,388	27.80%	(291,307)	33,721,426	26.94%	(690,345)	
5 Spohn Corporate Member Revenue	98,000,000	74.39%	85,051,200	70.96%	12,948,800	89,689,069	71.65%	8,310,931	Note 3
6 Investment Income	406,962	0.31%	238,960	0.20%	168,002	501,757	0.40%	(94,795)	Note 4
7 Other Income	300,000	0.23%	1,250,000	1.04%	(950,000)	1,265,864	1.01%	(965,864)	
8 Total Other Revenues	98,706,962	74.93%	86,540,160	72.20%	12,166,802	91,456,690	73.06%	7,250,272	
9 TOTAL REVENUES	131,738,044	100%	119,862,548	100%	11,875,495	125,178,116	100%	6,559,928	
OPERATING EXPENSES									
10 Intergovernment Transfers	117,018,192	87.59%	113,975,038	90.67%	3,043,154	120,705,350	91.43%	(3,687,158)	Note 5
11 County Healthcare Services	11,786,629	8.82%	6,968,296	5.54%	4,818,333	7,159,676	5.42%	4,626,953	Note 6
12 Salaries	1,474,350	1.10%	1,472,389	1.17%	1,961	1,306,586	0.99%	167,764	Note 7
13 Benefits	714,783	0.54%	701,306	0.56%	13,478	677,395	0.51%	37,388	Note 8
14 Legal & Professional Fees	970,300	0.73%	1,017,100	0.81%	(46,800)	773,006	0.59%	197,294	Note 9
15 Purchased Services	513,950	0.38%	482,500	0.38%	31,450	460,646	0.35%	53,304	Note 10
16 Tax Assessor / Appraisal Collection Fees	690,000	0.52%	694,130	0.55%	(4,130)	661,737	0.50%	28,263	Note 11
17 Supplies & Materials	19,000	0.01%	19,000	0.02%	0	15,929	0.01%	3,071	
18 Rent & Leases	130,800	0.10%	154,200	0.12%	(23,400)	141,091	0.11%	(10,291)	Note 12
19 Repairs & Maintenance	7,600	0.01%	6,500	0.01%	1,100	3,323	0.00%	4,277	
20 Telephone & Utilities	40,950	0.03%	34,000	0.03%	6,950	31,762	0.02%	9,188	
21 Insurance	25,500	0.02%	25,000	0.02%	500	21,200	0.02%	4,300	Note 13
22 Administrative & General	63,600	0.05%	60,150	0.05%	3,450	53,099	0.04%	10,501	
23 Capital Outlay	143,000	0.11%	90,700	0.07%	52,300	3,000	0.00%	140,000	Note 14
24 Extraordinary	5,000	0.00%	5,000	0.00%	0	536	0.00%	4,464	
25 TOTAL EXPENDITURES	133,603,654	100%	125,705,309	100%	7,898,346	132,014,335	100%	1,589,319	
26 EXCESS (DEFICIENCY) OF REVENUES OVER EXPENDITURES BEFORE OTHER SOURCES & USES	(1,865,611)		(5,842,760)		3,977,150	(6,836,219)		4,970,609	
NON-OPERATING SOURCES (USES)									
27 Operating Transfer In (Tobacco Fund)	550,000		550,000		0	661,000		(111,000)	
28 Operating Transfer Out (Indigent Care Fund)	(6,000,000)		(4,460,850)		(1,539,150)	(6,000,000)		0	
29 TOTAL EXCESS (DEFICIENCY) OF REVENUES OVER EXPENDITURES	(7,315,611)		(9,753,610)		2,438,000	(12,175,219)		4,859,609	
30 FUND BALANCE, BEGINNING OF PERIOD	21,265,506		29,228,764			33,440,725			
31 FUND BALANCE, END OF PERIOD	13,949,895		19,475,154			21,265,506			

FOOTNOTES TO 2019 BUDGET:

1. The proposed tax rate is **0.117672**, which is the effective tax rate as directed by Commissioners Court. Property values are increasing 4.53% from **\$28,859,146,205** to **\$30,167,755,252**. The tax rate and new valuation will generate revenues of **\$35,499,001**. With a collection rate of 94%, our budgeted cash collections are expected to be **\$32,704,041**. Timing of the collections is based on historical trends. **See Exhibit A - Tax Collections Analysis.**
2. No delinquent tax is budgeted this year. Property value lawsuits from fiscal years 2017 and 2018 have yet to be settled. The total expected tax refund from these lawsuits is estimated at \$1,375,000.
3. **Spohn Corporate Member Revenue** is calculated annually and is stated as a percentage of Spohn’s Nueces County facilities’ net patient revenue exclusive of any federal funds.
4. **Investment income** is budgeted based on cash outflows (expenses) and cash inflows (revenue). The interest rate is budgeted 1.10%. **See Exhibit B - Cash Flow Schedule.**
5. **Intergovernmental Transfers** are estimated at the following:

Region 4 Providers	\$115,434,953
Health Department	1,233,239
Anchor Expense & Monitoring	350,000
Total IGT’s	\$117,018,192

See Exhibit F - Intergovernmental Transfer Needs by Provider.

6. **County Healthcare** related expenditures have increased \$4,818,333 in total compared to prior year budget to provide for the new jail diversion program. **See Exhibit C – County Healthcare Expenditures**
7. **Salaries** are budgeted with 3% increases for staff and goal achievement payments for Administrator.
8. **Benefits** are budgeted with an average increase of 5% in health insurance premiums from last year due to increased premiums.
9. **Legal and Professional Fees** are budgeted as follows:

<u>Legal Services</u>	
General Counsel/Litigation	\$260,000
Indigent Care/Waiver/MMC	300,000
Miscellaneous	58,000
Total Legal	\$618,000

<u>Other Professional Fees</u>	
Audit Services	\$25,000
Waiver Consulting	200,000
Engineering Services	90,000
Community Needs Assessment	15,300
Miscellaneous	22,000
Total Professional	\$352,300

10. **Purchased Services** are as follows:

Claims Management Svc	\$268,000	(TMF, Scriptcare, Electronic clearing house)
Security Service	82,500	(HPG Clinic)
Computer Tech Service	77,450	
Maintenance Contracts	55,300	(Software, networks)
File/Equipment Storage	9,700	
Fraud Investigation Svcs	1,400	
Copy/Binding	3,500	
Other	16,100	(Payroll Services, Courier, Misc.)
Total	\$513,950	

11. The following are the breakdown in costs for the **Tax Appraiser and Appraisal Collection Fees**:

Tax Assessor Fees	\$250,000	(Based on # of parcels and est. rate per parcel)
Appraisal Collection Fees	440,000	(Per Tax Appraisal District budget estimate)
Total	\$690,000	

See Exhibit E for Tax Fees Analysis.

12. **Rents and Leases** are as follows:

Office Lease	\$115,000	(\$24,000 decrease from prior year budget)
Equipment Lease	15,800	
Total	\$130,800	

13. **Insurance** Premiums are as follows:

General Liability	\$7,200
Property	17,000
Auto	1,300
Total	\$25,500

14. Please **See Exhibit D for a complete list of Capital Expenditures Budgeted.**

NUECES COUNTY HOSPITAL DISTRICT
 BUDGET OF GENERAL FUND BY DEPARTMENT
 FOR THE YEAR ENDING SEPTEMBER 30, 2019

General Fund					
Explanation	Eligibility	Administration	County Svcs	Tax Collection	Total
REVENUES					
Property Taxes	0	0	0	33,031,081	33,031,081
Spohn Corporate Member Revenue	98,000,000	0	0	0	98,000,000
Investment Income	0	406,962	0	0	406,962
Other Income	0	300,000	0	0	300,000
TOTAL REVENUES	98,000,000	706,962	0	33,031,081	131,738,044
OPERATING EXPENSES					
Intergovernmental Transfers	115,434,953	350,000	1,233,239	0	117,018,192
County Healthcare Services	0	0	11,786,629	0	11,786,629
Salaries	944,461	529,889	0	0	1,474,350
Benefits	501,638	213,145	0	0	714,783
Legal & Professional Fees	232,300	738,000	0	0	970,300
Purchased Services	452,050	61,900	0	0	513,950
Tax Assesor / Appraisal Collection Fees	0	0	0	690,000	690,000
Supplies & Materials	10,400	8,600	0	0	19,000
Rent & Leases	8,000	122,800	0	0	130,800
Repairs & Maintenance	900	6,700	0	0	7,600
Telephone & Utilities	21,400	19,550	0	0	40,950
Insurance	0	25,500	0	0	25,500
Administrative & General	10,700	51,900	0	1,000	63,600
Capital Outlay	75,600	67,400	0	0	143,000
Extraordinary/Tax Refund	500	4,500	0	0	5,000
TOTAL EXPENDITURES	117,692,902	2,199,884	13,019,868	691,000	133,603,654
EXCESS (DEFICIENCY) OF REVENUES OVER EXPENDITURES BEFORE OTHER SOURCES & USES	(19,692,902)	(1,492,922)	(13,019,868)	32,340,081	(1,865,611)
NON-OPERATING SOURCES (USES)					
Operating Transfers In	0	0	0	0	550,000
Operating Transfers Out	0	0	0	0	(6,000,000)
TOTAL EXCESS (DEFICIENCY) OF REVENUES OVER EXPENDITURES	(19,692,902)	(1,492,922)	(13,019,868)	32,340,081	(7,315,611)
FUND BALANCE, BEGINING OF PERIOD					21,265,506
FUND BALANCE, END OF PERIOD					13,949,895

NUECES COUNTY HOSPITAL DISTRICT
BUDGET - TOBACCO FUND
FOR THE YEAR ENDING SEPTEMBER 30, 2019

Explanation	Fiscal 2019 Budget												
	Oct	Nov	Dec	Jan	Feb	Mar	Apr	May	Jun	Jul	Aug	Sep	
SPECIAL REVENUE FUND													
TOBACCO FUND - 203													
REVENUES													
Investment Income	0	0	0	0	0	0	0	0	0	0	0	0	0
Tobacco Income (From State)	0	0	0	0	0	0	550,000	0	0	0	0	0	550,000
OTHER FINANCING SOURCES(USES)													
Operating Transfers In - Indigent Care Fund	0	0	0	0	0	0	0	0	0	0	0	0	0
Operating Transfer Out - County Health Expenditures	0	0	0	0	0	0	(550,000)	0	0	0	0	0	(550,000)
EXCESS (DEFICIENCY) OF REVENUES OVER EXPENDITURES	0	0	0	0	0	0	0	0	0	0	0	0	0
FUND BALANCE, BEGINNING OF PERIOD	0	0	0	0	0	0	0	0	0	0	0	0	0
FUND BALANCE, END OF PERIOD	0	0	0	0	0	0	0	0	0	0	0	0	0

NUECES COUNTY HOSPITAL DISTRICT
 BUDGET - INDIGENT CARE FUND
 FOR THE YEAR ENDING SEPTEMBER 30, 2019

Explanation	Fiscal 2019													
	Oct	Nov	Dec	Jan	Feb	Mar	Apr	May	Jun	Jul	Aug	Sep	Budget	
SPECIAL REVENUE FUND:														
INDIGENT CARE FUND - 205														
REVENUES														
Investment Income	44,449	44,490	44,531	44,572	44,612	44,653	44,694	44,735	44,776	44,817	44,858	50,399	541,587	
EXPENDITURES														
	0	0	0	0	0	0	0	0	0	0	0	0	0	0
TOTAL EXPENDITURES	0	0	0	0	0	0	0	0	0	0	0	0	0	0
OTHER FINANCING SOURCES(USES)														
Operating Transfers In(Out)	0	0	0	0	0	0	0	0	0	0	0	0	6,000,000	
EXCESS (DEFICIENCY) OF REVENUES	44,449	44,490	44,531	44,572	44,612	44,653	44,694	44,735	44,776	44,817	44,858	6,050,399	6,541,587	
OVER EXPENDITURES	48,432,840	48,477,290	48,521,779	48,566,310	48,610,882	48,655,494	48,700,147	48,744,841	48,789,577	48,834,353	48,879,170	48,924,028	48,432,840	
FUND BALANCE, BEGINNING OF PERIOD	48,477,290	48,521,779	48,566,310	48,610,882	48,655,494	48,700,147	48,744,841	48,789,577	48,834,353	48,879,170	48,924,028	54,974,428	54,974,428	
FUND BALANCE, END OF PERIOD														

NUECES COUNTY HOSPITAL DISTRICT
CONSOLIDATED BUDGET - FOR THE GENERAL FUND, &
SPECIAL REVENUE-TOBACCO & INDIGENT CARE FUNDS
FOR THE YEAR ENDING SEPTEMBER 30, 2019

	Explanation	General Fund	Tobacco Fund	Indigent Care Fund	Total
	REVENUES				
1	Property Taxes	33,031,081	0	0	33,031,081
2	Spohn Corporate Member Revenue	98,000,000	0	0	98,000,000
3	Investment Income	406,962	0	541,587	948,550
4	Other Income	300,000	0	0	300,000
5	Tobacco Income	0	550,000	0	550,000
6	TOTAL REVENUES	131,738,044	550,000	541,587	132,829,631
	OPERATING EXPENSES				
7	Intergovernmental Transfers	117,018,192	0	0	117,018,192
8	County Healthcare Services	11,786,629	0	0	11,786,629
9	Salaries	1,474,350	0	0	1,474,350
10	Benefits	714,783	0	0	714,783
11	Legal & Professional Fees	970,300	0	0	970,300
12	Purchased Services	513,950	0	0	513,950
13	Tax Assessor / Appraisal Collection Fees	690,000	0	0	690,000
14	Supplies & Materials	19,000	0	0	19,000
15	Rent & Leases	130,800	0	0	130,800
16	Repairs & Maintenance	7,600	0	0	7,600
17	Telephone & Utilities	40,950	0	0	40,950
18	Insurance	25,500	0	0	25,500
19	Administrative & General	63,600	0	0	63,600
20	Capital Outlay	143,000	0	0	143,000
21	Extraordinary/Tax Refund	5,000	0	0	5,000
22	Debt Service	0	0	0	0
23	TOTAL EXPENDITURES	133,603,654	0	0	133,603,654
24	EXCESS (DEFICIENCY) OF REVENUES OVER EXPENDITURES BEFORE OTHER SOURCES & USES	(1,865,611)	550,000	541,587	(774,023)
	NON-OPERATING SOURCES (USES)				
25	Operating Transfers In	550,000	0	6,000,000	6,550,000
26	Operating Transfers Out	(6,000,000)	(550,000)	0	(6,550,000)
27	TOTAL EXCESS (DEFICIENCY) OF REVENUES OVER EXPENDITURES	(7,315,611)	0	6,541,587	(774,023)
28	FUND BALANCE, BEGINING OF PERIOD	21,265,506	0	48,432,840	69,698,346
29	FUND BALANCE, END OF PERIOD	13,949,895	0	54,974,428	68,924,323

Nueces County Hospital District
 Current Tax Collections Analysis
 For the Year Ending September 30, 2019

EXHIBIT A

	<u>2018</u>	<u>2017</u>	<u>2016</u>	<u>2015</u>	<u>2014</u>	<u>2013</u>	<u>2012</u>
Current Tax Levy	35,037,066	34,698,916	33,268,991	32,737,721	32,699,744	32,624,036	31,381,381
Collections Budget	32,499,531	32,111,476	30,956,418	30,601,368	30,503,795	30,464,098	29,184,684
Current Tax Collections	32,784,311	33,282,586	31,404,039	31,656,202	31,469,600	31,524,337	30,221,056
Amount Remitted to Reinvestment Zone	<u>(444,427)</u>	<u>(429,868)</u>	<u>(400,562)</u>	<u>(364,696)</u>	<u>(346,449)</u>	<u>(361,421)</u>	<u>(358,066)</u>
Net Current Tax Collections	32,339,884	32,852,718	31,003,477	31,291,506	31,123,152	31,162,916	29,862,990
% Collected of Levy	92.30%	94.68%	93.19%	95.58%	95.18%	95.52%	95.16%

EXHIBIT B

**NUCES COUNTY HOSPITAL DISTRICT
BUDGET - GENERAL FUND
FOR THE YEAR ENDING SEPTEMBER 30, 2019
CASH FLOWS/INTEREST PROJECTION**

	Oct	Nov	Dec	Jan	Feb	Mar	Apr	May	Jun	Jul	Aug	Sep	Totals
BEGINNING CASH	27,997,790	27,808,690	32,021,905	21,598,659	35,984,587	44,978,212	50,429,534	49,092,703	56,036,345	53,621,755	36,868,782	43,103,222	27,997,790
DEPOSITS:													
Tax Deposits	3,039,236	5,474,968	3,728,900	9,644,850	9,598,952	622,866	352,183	212,927	234,304	47,252	44,194	30,448	33,031,081
Spohn Corporate Member	8,166,667	8,166,667	8,166,667	8,166,667	8,166,667	8,166,667	8,166,667	8,166,667	8,166,667	8,166,667	8,166,667	8,166,663	98,000,000
Other Deposits	0	0	0	0	300,000	0	0	0	0	0	0	0	300,000
Transfers In	0	0	0	0	0	0	0	550,000	0	0	0	0	550,000
TOTAL DEPOSITS	11,205,903	13,641,635	11,895,567	17,811,517	18,065,619	8,789,533	8,518,850	8,929,594	8,400,971	8,213,919	8,210,861	8,197,111	131,881,081
WITHDRAWALS:													
Accounts Payable Pmts	(532,628)	(450,696)	(386,091)	(406,740)	(448,142)	(367,808)	(364,453)	(381,432)	(365,923)	(376,551)	(360,218)	(360,150)	(4,798,833)
Intergovernmental Transfers	(9,911,992)	(8,031,555)	(20,977,274)	(2,053,976)	(7,671,987)	(2,031,555)	(8,551,173)	(670,737)	(9,515,674)	(23,639,245)	(670,737)	(23,292,287)	(117,018,192)
County Funding	(971,319)	(971,311)	(984,400)	(984,400)	(984,400)	(984,400)	(984,400)	(984,400)	(984,400)	(984,400)	(984,400)	(984,399)	(11,786,629)
Other Transfers Out	0	0	0	0	0	0	0	0	0	0	0	(6,000,000)	(6,000,000)
TOTAL WITHDRAWALS	(11,415,939)	(9,453,562)	(22,347,765)	(3,445,116)	(9,104,529)	(3,383,763)	(9,900,026)	(2,036,569)	(10,863,997)	(25,000,196)	(2,015,355)	(30,656,856)	(139,603,654)
END CASH BEFORE INTEREST	27,787,754	31,996,763	21,569,708	35,965,060	44,945,678	50,383,981	49,048,358	55,985,728	53,573,319	36,835,478	43,064,288	20,663,498	20,275,217
INTEREST	20,936	25,142	28,951	19,528	32,534	45,553	44,345	50,617	48,436	33,303	38,935	18,682	406,962
ENDING CASH	27,808,690	32,021,905	21,598,659	35,984,587	44,978,212	50,429,534	49,092,703	56,036,345	53,621,755	36,868,782	43,103,222	20,682,180	20,682,180

**Nueces County Hospital District
County Healthcare Expenditures
For the Year Ending September 30, 2019**

EXHIBIT C

<u>Program</u>	<u>Budget 2018</u>	<u>Budget 2019</u>	<u>Difference</u>
Intergovernmental Transfers for Health Dept	1,245,952	1,233,239	(12,713)
<u>County Healthcare Services</u>			
Health Department (Operating Expenditures)	428,821	438,821	10,000
Emergency Medical Services	440,000	500,000	60,000
Nueces Center for Mental Health & Intellectual Disabilities	969,129	969,129	0
MHID - Jail Diversion Program	1,539,150	6,156,588	4,617,438
Juvenile Detention Center-Health Services	280,000	280,000	0
County Jail Healthcare Services	3,182,482	3,313,377	130,895
Alcohol and Drug Rehabilitation Center (Charlie's Place)	45,000	45,000	0
Council on Alcohol & Drug Abuse	28,714	28,714	0
Palmer Drug Abuse Program	5,000	5,000	0
County Juvenile and Adult Diabetes Program	50,000	50,000	0
Subtotal	6,968,296	11,786,629	4,818,333
Grand Total	8,214,248	13,019,868	4,805,620

**Nueces County Hospital District
 Budgeted Capital Assets
 For The Year Ending September 30, 2019**

EXHIBIT D

	<u>DESCRIPTION</u>	<u>AMOUNT</u>
<u>GENERAL FUND</u>		
<u>Eligibility</u>	Major Movable Equipment	\$2,500
	Ethernet Switch	\$5,000
	Server Upgrades	\$64,500
	Computer Contingency	<u>\$3,600</u>
	Total Eligibility	<u>\$75,600</u>
 <u>Administration</u>	Phone System Contingency	\$30,000
	Ethernet Switch	\$9,000
	Server Upgrades	\$26,000
	Computer Contingency	<u>\$2,400</u>
	Total Administration	<u>\$67,400</u>
	Total General Fund Capital Budget	<u>\$143,000</u>

**Nueces County Hospital District
 Tax Collector Ad Valorem Tax Fees Analysis
 For the Year Ending September 30, 2019**

EXHIBIT E

	<u>FY2013</u>	<u>FY2014</u>	<u>FY2015</u>	<u>FY2016</u>	<u>FY2017</u>	<u>FY2018</u>	<u>Avg Coll</u>	<u>Budget FY2019</u>
October	76,784	64,227	59,204	60,581	61,852	57,448	25.1%	62,843
November	36,479	37,346	44,660	41,847	44,385	49,232	16.8%	41,991
December	22,601	25,688	29,982	28,719	28,301	26,631	10.7%	26,788
January	46,268	48,858	49,947	44,919	44,467	47,762	18.7%	46,655
February	37,475	36,299	39,405	32,716	30,815	37,044	14.1%	35,308
March	6,101	9,593	7,267	6,248	6,797	10,701	3.1%	7,723
April	3,281	4,260	4,336	3,155	4,157	7,264	1.7%	4,368
May	3,923	1,924	2,131	3,050	6,091	7,993	1.7%	4,153
June	5,550	2,967	3,172	3,784	2,234	5,559	1.5%	3,838
July	17,743	17,688	18,861	20,390	19,396	4,496	6.5%	16,333
August	0	0	0	0	0	0	0.0%	0
September	0	0	0	0	0	0	0.0%	0
Total	256,205	248,850	258,964	245,411	248,494	254,129	100.0%	250,000
Per Parcel Fee	\$1.4551	\$1.4432	\$1.4863	\$1.3600	\$1.3633	\$1.3881		Increase -1.62%

NUECES COUNTY HOSPITAL DISTRICT
Medicaid IGT Needs by Provider & Non-Provider
FYE 9/30/19

FMAP 58.19

Provider	UC	DSRIP	DSH	NAIP	UHRIP	IGT Amount	Expected Payments
Spohn - Corpus Christi	15,858,424	20,460,594	12,927,392	8,048,844		57,295,254	137,037,203
Spohn - Alice	6,063,491	1,318,770				7,382,261	17,656,687
Spohn - Beeville	3,345,238	577,401				3,922,639	9,382,059
Spohn - Kleberg	4,327,889	399,772				4,727,661	11,307,489
Spohn SubTotal	29,595,042	22,756,537	12,927,392	8,048,844	-	73,327,815	175,383,437
City/County Health Dept.		1,233,239				1,233,239	2,949,627
Corpus Christi Med. Ctr.	3,598,673	6,714,765				10,313,438	24,667,396
Driscoll Children's Hosp.		12,198,643				12,198,643	29,176,377
DeTar Healthcare	2,429,085	1,405,099				3,834,184	9,170,495
All Others SubTotal	6,027,758	21,551,746	-	-	-	27,579,504	65,963,895
All Providers in Nueces SDA					15,760,872	15,760,872	37,696,418
Spohn & All Others SubTotal	35,622,800	44,308,283	12,927,392	8,048,844	15,760,872	116,668,192	279,043,750
Non-Provider							
NCHD - Anchor Costs						150,000	300,000
NCHD - Waiver Monitoring Fee						200,000	-
NCHD SubTotal					-	350,000	300,000
Total	35,622,800	44,308,283	12,927,392	8,048,844	15,760,872	117,018,192	279,343,750

Notes:

"UC" - Uncompensated care (Hospitals only)

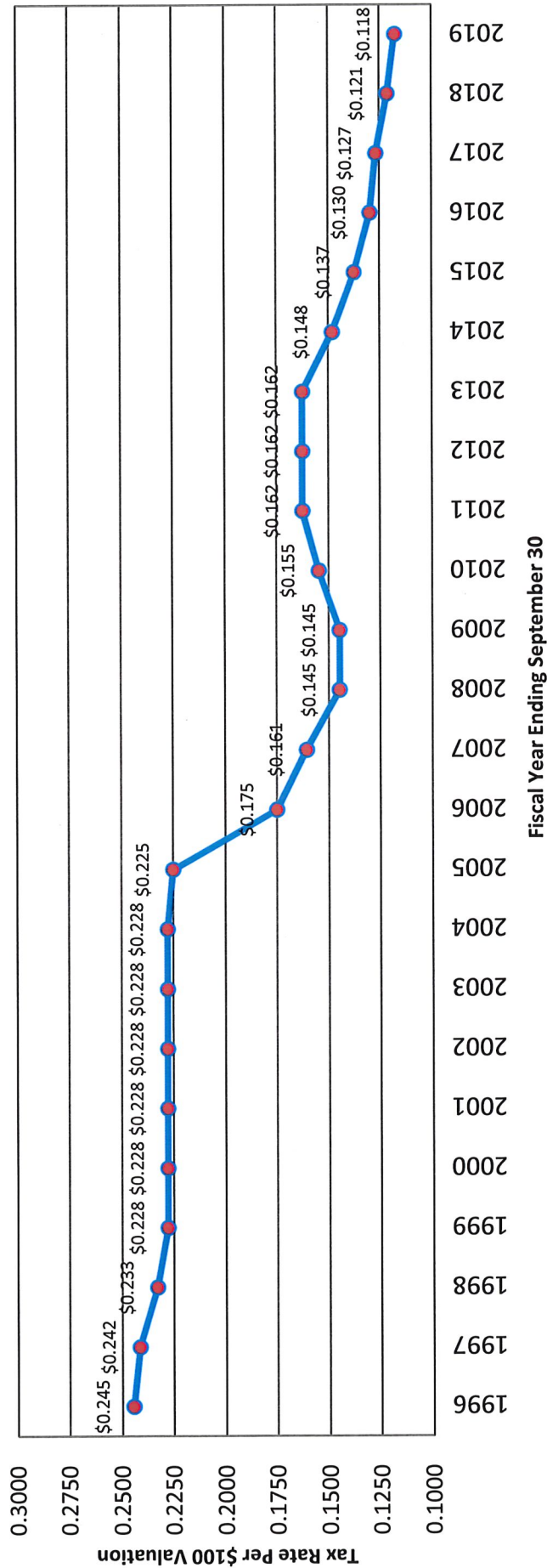
"DSRIP" - Provider-selected quality improvement/efficiency/infrastructure projects approved by the State

"DSH" - Disproportionate Share Hospital (DSH) Program

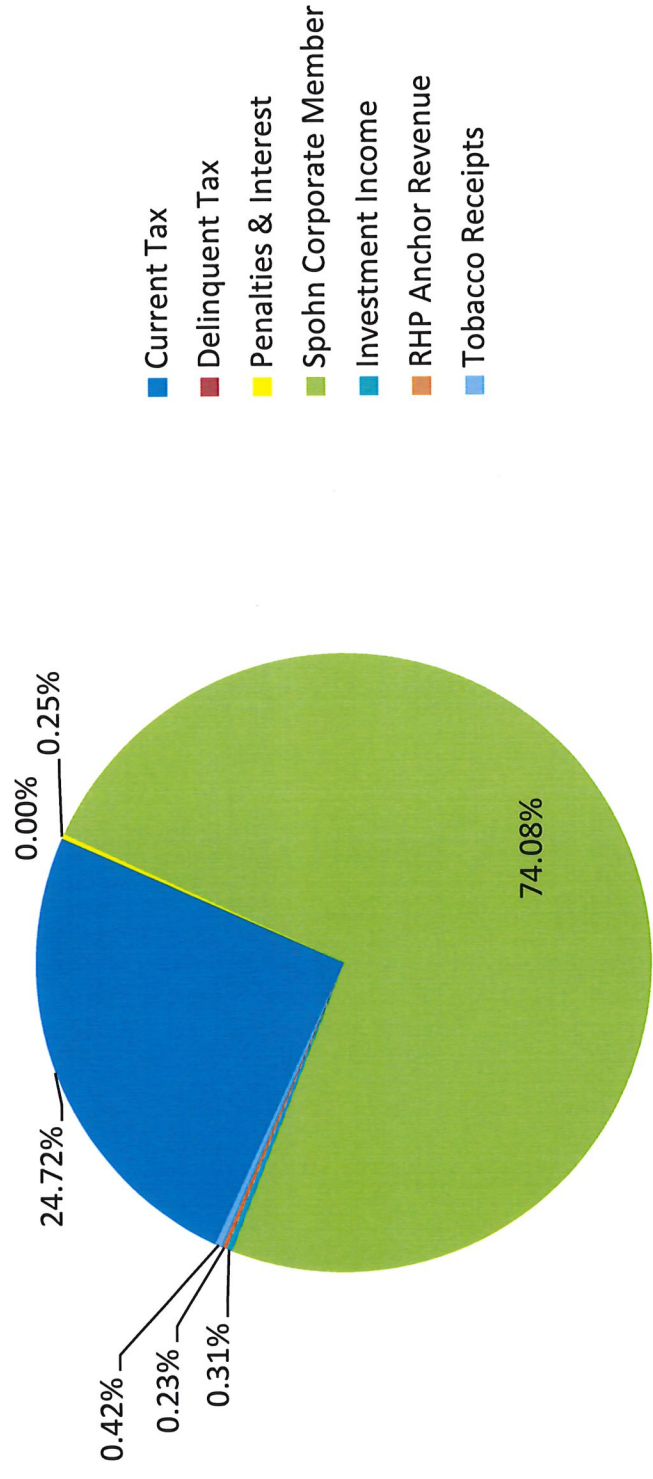
"NAIP" - Network Access Improvement Program

"UHRIP" - Uniform Hospital Rate Increase Program

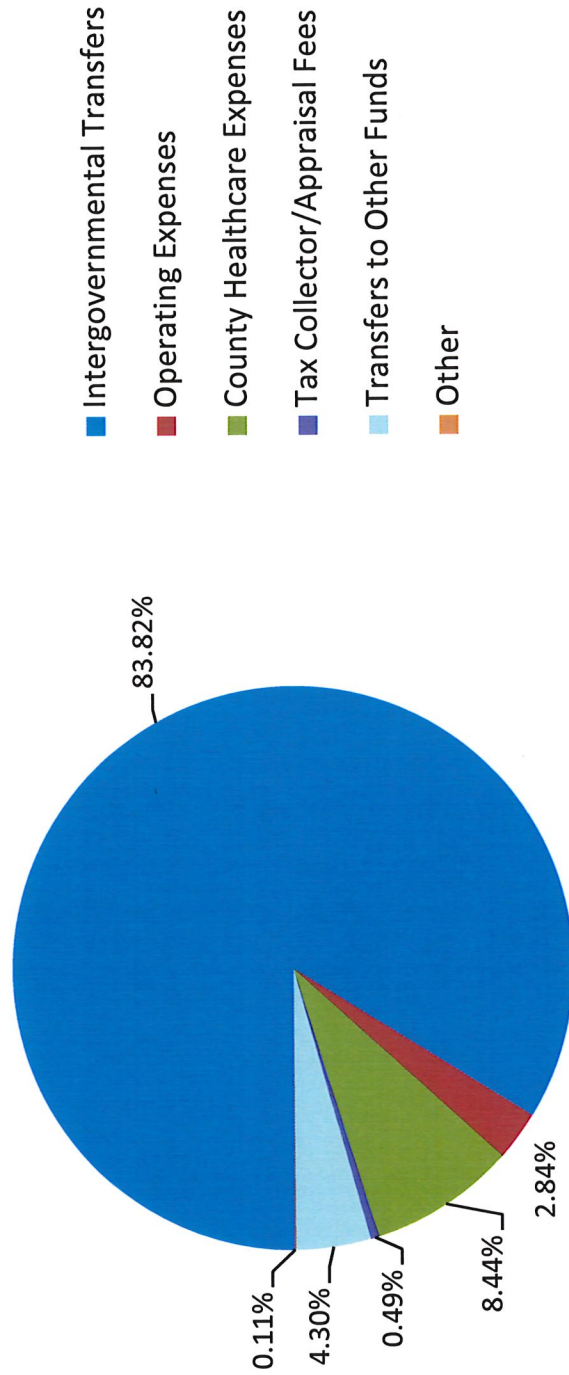
Nueces County Hospital District Tax Rate History



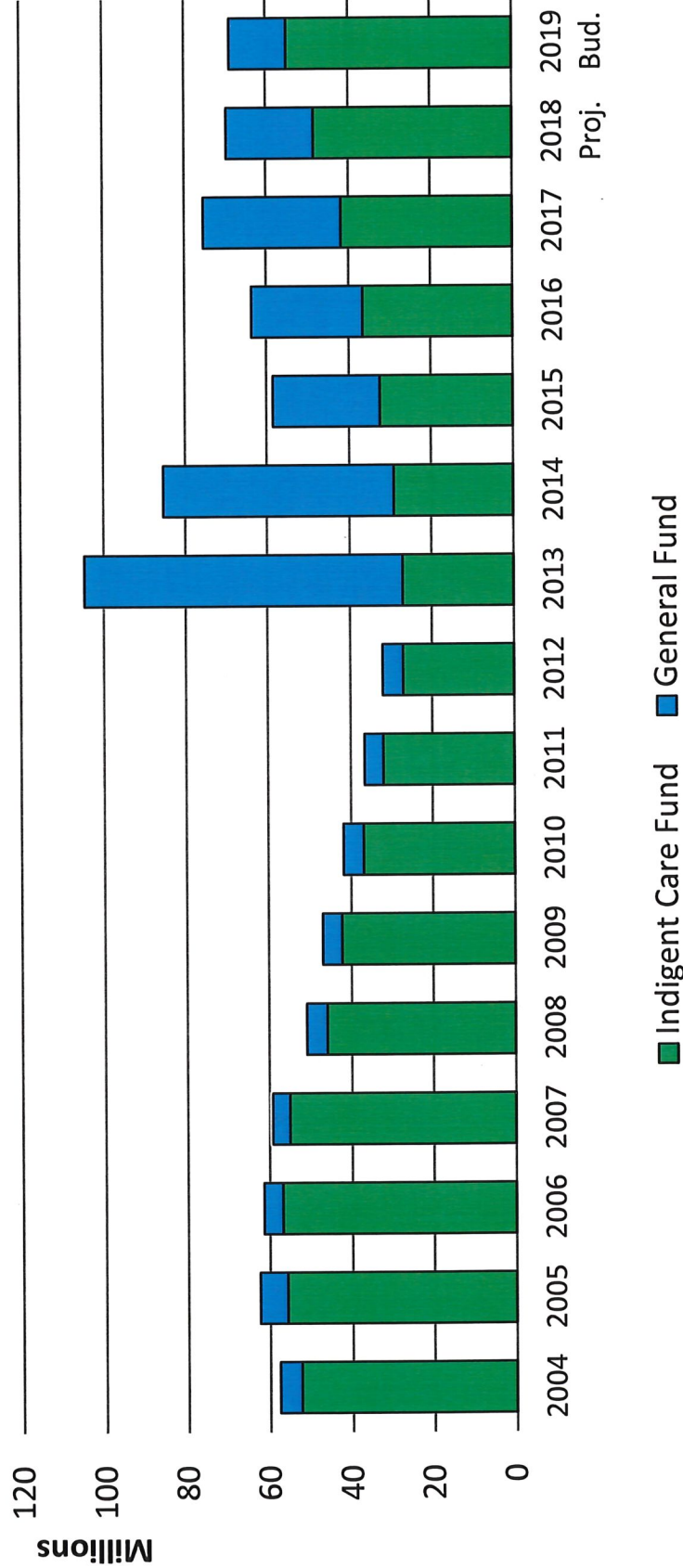
Nueces County Hospital District General Fund FY 2019 Revenue Sources



Nueces County Hospital District General Fund FY 2019 Expenditures



**Nueces County Hospital District
Fund Balance History
Indigent Care Fund & General Fund**



**CERTIFICATE FOR RESOLUTION
A RESOLUTION APPROVING
FISCAL YEAR 2019 ANNUAL BUDGET**

THE STATE OF TEXAS §
 §
COUNTY OF NUECES §

I, the undersigned Secretary of the Board of Managers of the Nueces County Hospital District, hereby attest as follows:

1. The Board of Managers of said District convened in regular meeting on the 7th day of September 2018, at the regular meeting place, and the roll was called of the duly constituted officers and members of said Board of Managers, to wit:

Van Huseman, Chairman
Claude C. Jennings, C.P.A., Vice Chairman
Rodney J. Hart, P.E.
Robert N. Corrigan, Jr.
John E. Valls
Ted A. Daniel
Sylvia Tryon Oliver

and all of said persons were present, except the following absentees: _____, _____, and _____ thus constituting a quorum. Whereupon, among other business, the following was transacted at said Meeting: A written

**A RESOLUTION APPROVING
FISCAL YEAR 2019 ANNUAL BUDGET**

was introduced for the consideration of said District and read in full. It was then duly moved and seconded that said Resolution be passed, and, after due discussion, said motion, carrying with it the passage of said Resolution, prevailed and carried by the following vote:

YEAS: _____
NAYS: _____
PRESENT NOT VOTING: _____
ABSENT: _____

2. That a true, full and correct copy of the aforesaid Resolution passed at the meeting described in the above and forgoing paragraph is attached to and follows this Certificate; that said Resolution has been duly recorded in the minutes of said Meeting; that the above and forgoing paragraph is a true, full, and correct excerpt from the minutes of said Meeting pertaining to and passage of said Resolution; that the persons named in the above and forgoing paragraph are the duly appointed, qualified, and acting members of the Board of Managers of said District as indicated therein; that each of the members of the Board of Managers of said District was duly and sufficiently notified officially and personally, in advance, of the time, place, and purpose of aforesaid Meeting, and that said Resolution would be introduced and considered for passage at said Meeting, and that each of said members consented, in advance, to holding of said Meeting for such purpose; and that said Meeting was open to the public, and public notice of the date, time, place, and purpose of said Meeting was given all as required by Texas Government Code, §551.001 et.seq.

SIGNED AND SEALED THIS 7th day of September, 2018.

ATTEST:

Jonny F. Hipp
Secretary, Board of Managers

{NCHD SEAL}