

West Orange – Cove CISD



ESL Program Review

2015-2016

ESL/Pull-out

An English program that serves students identified as students of limited English proficiency in English only by providing a part-time teacher certified under Texas Education Code (TEC) §29.061(c) to provide English language arts instruction exclusively, while the student remains in a mainstream instructional arrangement in the remaining content areas.

North Early Learning Center – Pamela Edwards

West Orange – Stark Elementary – Kristi Abshire

West Orange – Stark Middle School – Pamela Edwards

West Orange – Stark High School – Pamela Edwards



Number of ELL Students Enrolled (LEP in PEIMS)

Pre K 3/4	K	1	2	3	4	5	6	7	8	9	10	11	12	Total
13/12	*21	15	15	16	10	11	6	7	2	3	5	2	4	142

* **Kindergarten**

18 - Spanish

1 - Urdu

1 - Albanian

1 - Mandarin

Required Bilingual Education – each school district that has an enrollment of 20 or more English Language Learners (ELL) in **any language classification** in the same grade level district-wide shall offer a bilingual education program for the ELL in Prekindergarten through the elementary grades who speak that language.

(PK – 5th grades)



Number of Teachers Receiving ESL Professional Development

ELPS Academy

NELC	Elementary	Middle School	High School	Total
10	44	30	41	125

The English Language Proficiency Standards (ELPS), as required by 19 Texas Administrative Code, Chapter 74, Subchapter A, §74.4, outline English language proficiency level descriptors and student expectations for English language learners (ELLs). School districts are required to implement ELPS as an integral part of each subject in the required curriculum.

ELPS : TELPAS as TEKS : STAAR



Number of Teachers Receiving ESL Professional Development

Sheltered Instruction – The SIOP Model

NELC	Elementary	Middle School	High School	Total
6	5	3	3	17

Sheltered instructional strategies for accelerating English language acquisition in all classrooms. These strategies help students improve their English language skills in reading, writing, speaking, and listening while engaging in meaningful content area learning.



Number of Teachers Receiving ESL Professional Development

TELPAS – Raters/Writing Collection Verifiers

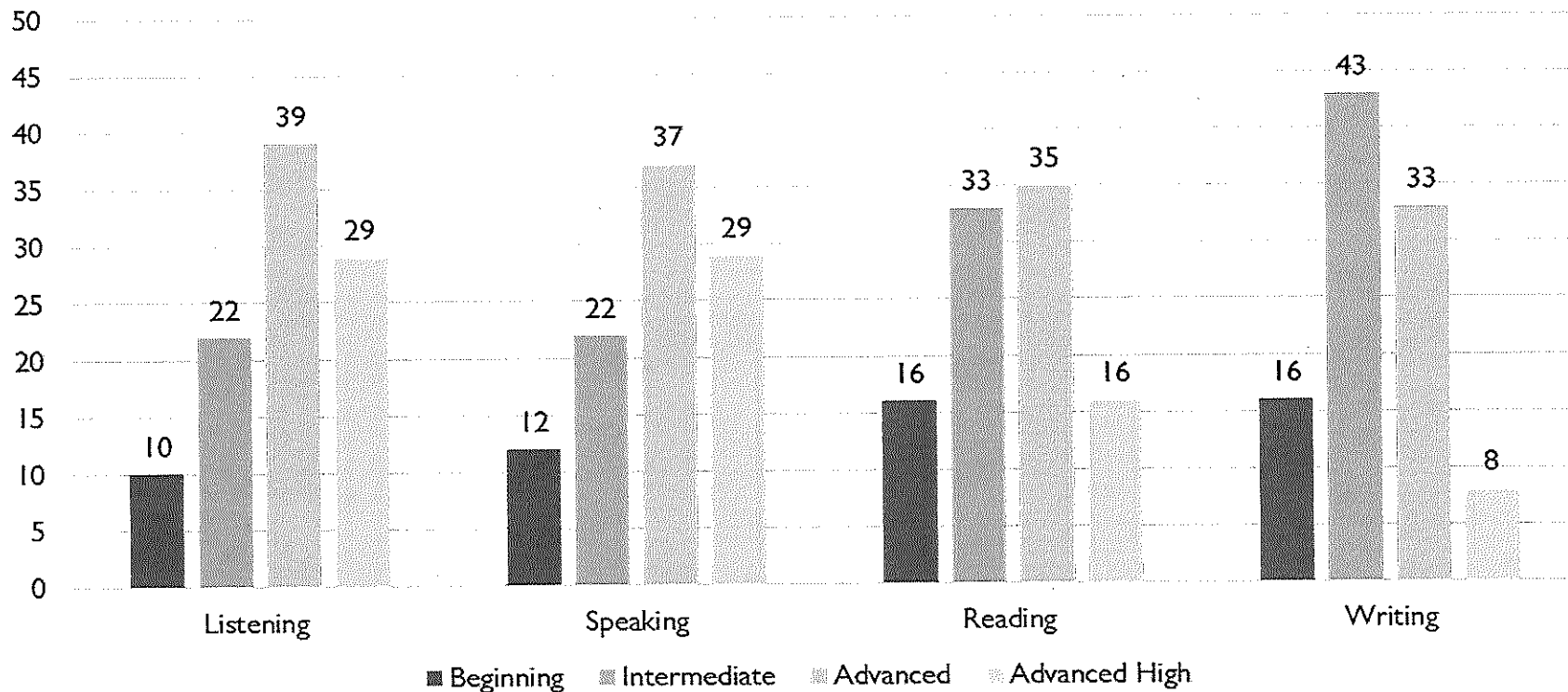
NELC	Elementary	Middle School	High School	Total
N/A	20/1	1/2	1/1	22/4

All raters and writing collection verifiers are required to be trained annually in TELPAS administration procedures for the holistically rated assessments.

District TELPAS Results

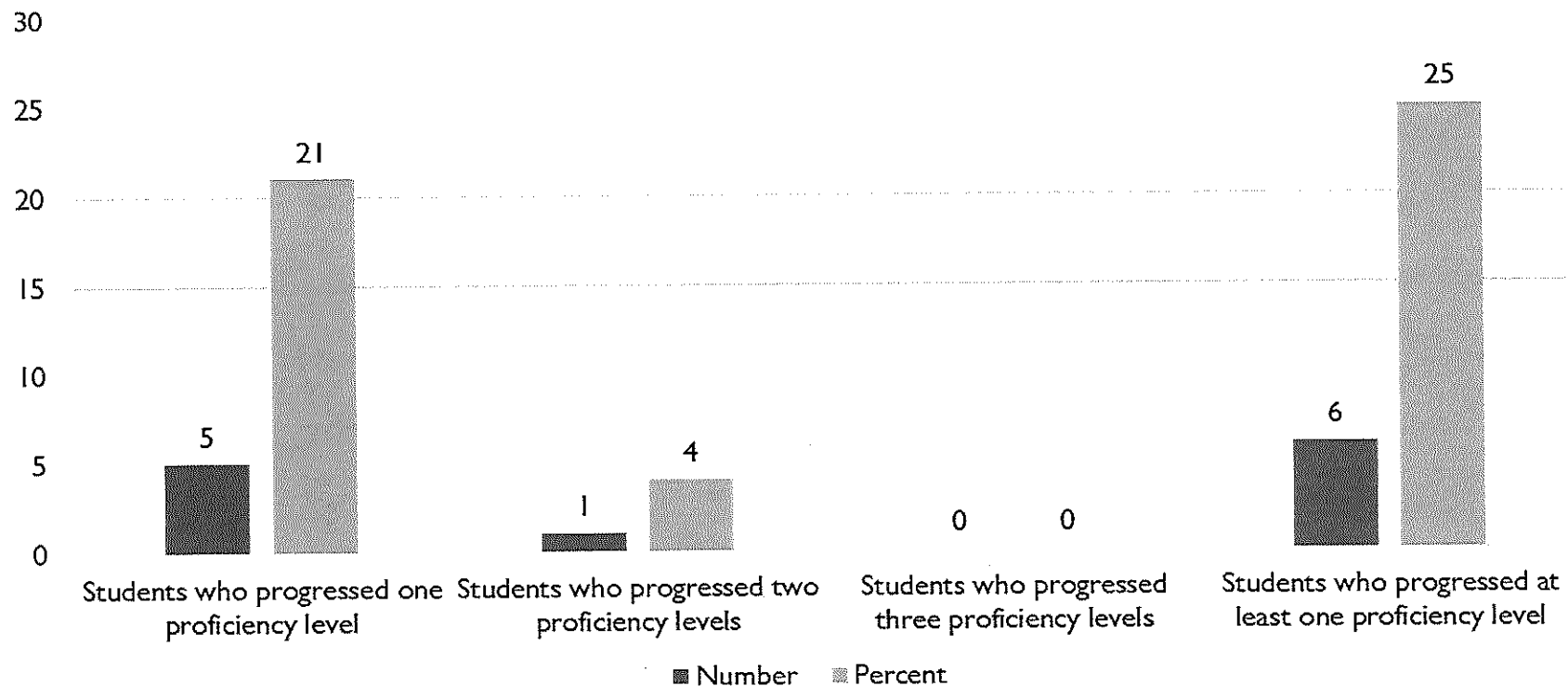
Texas English Language Proficiency Assessment System (TELPAS)

Kindergarten -2nd Grade
51 students tested



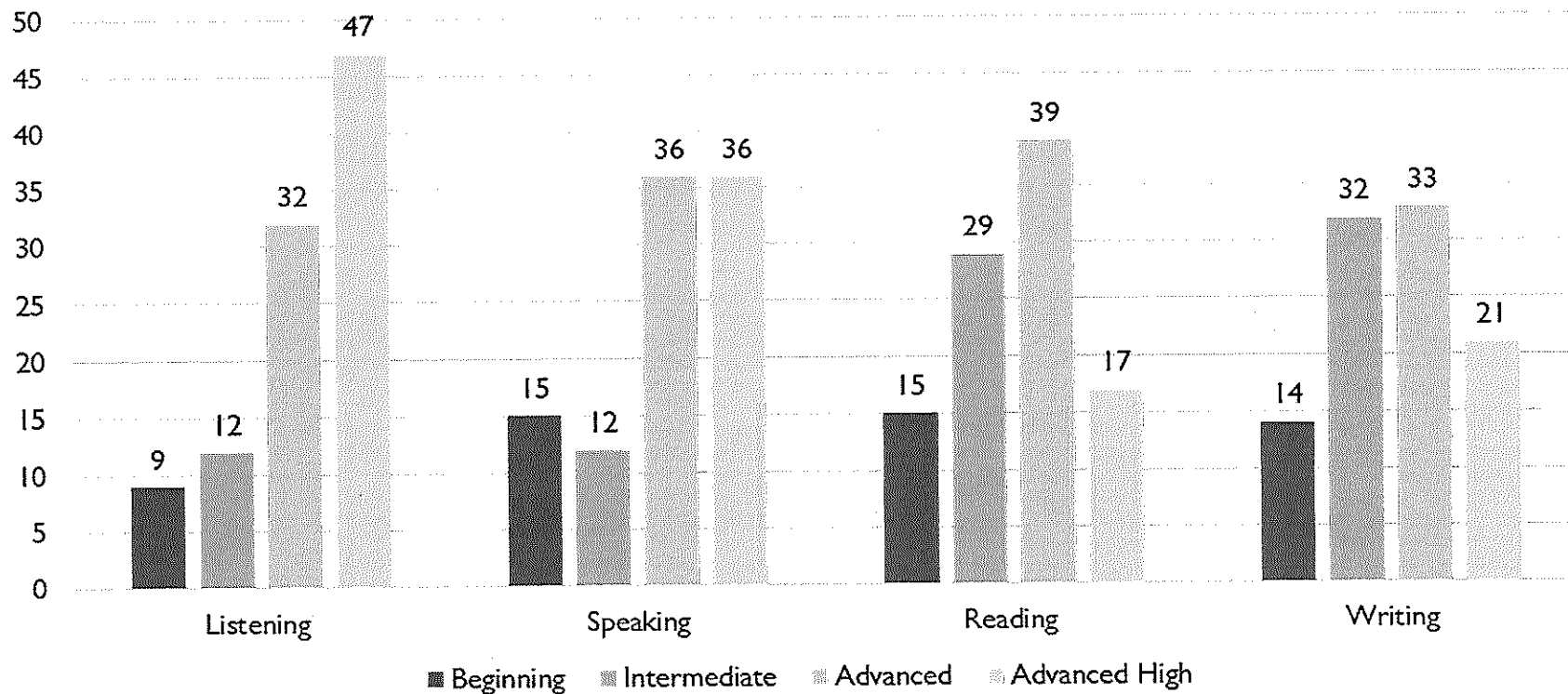
District TELPAS Results

**Yearly Progress in TELPAS Composite Rating
Kindergarten -2nd Grade
24 Students Matched
From 2015 to 2016**



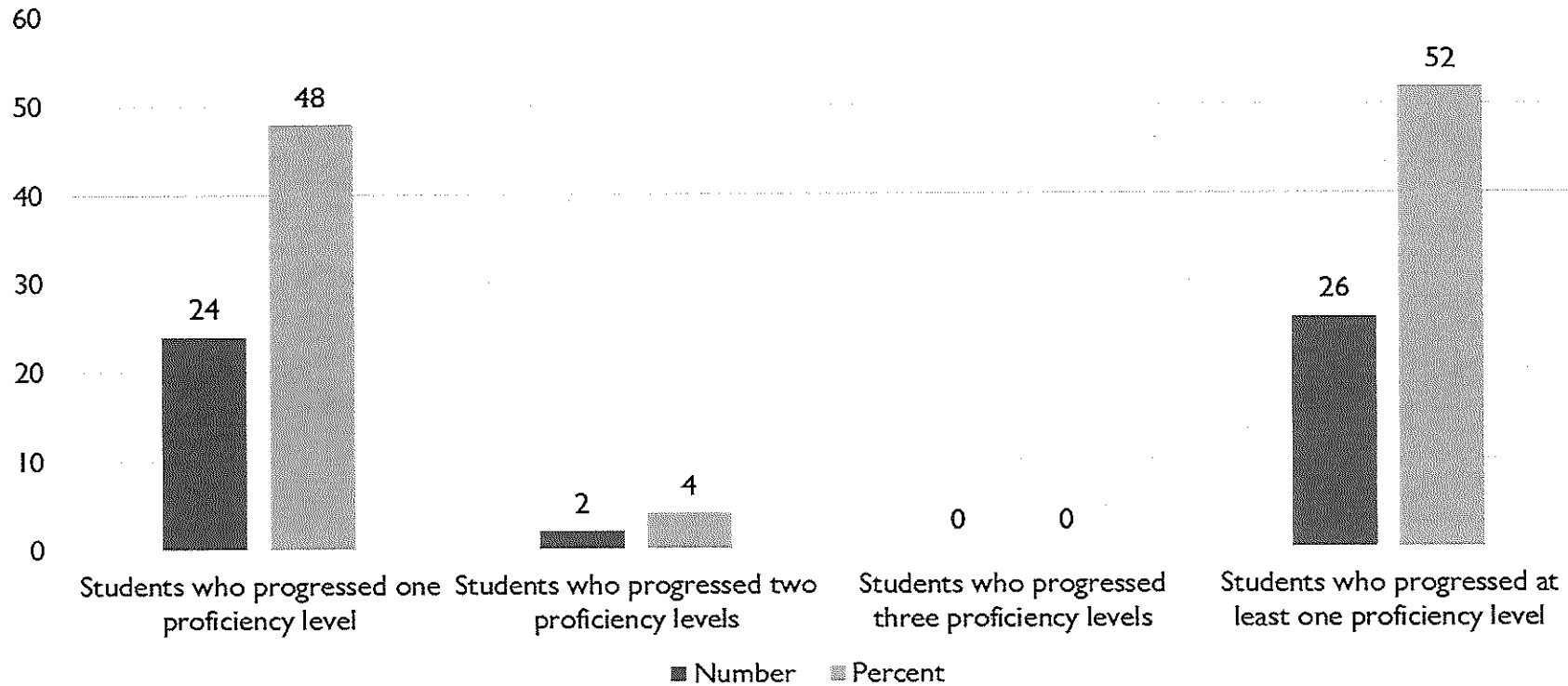
District TELPAS Results

Texas English Language Proficiency Assessment System
(TELPAS)
Grades 3-12
66 students tested



District TELPAS Results

Yearly Progress in TELPAS Composite Rating Grades 3-12 50 Students Matched From 2015 to 2016



Number of Students Exited

Pre K	K	1	2	3	4	5	6	7	8	9	10	11	12	Total
N/A	N/A	N/A	1	1	1	2	-	1	-	-	-	-	3	9

English Proficiency Exit Criteria

- Scoring fluent on a Oral Language Proficiency Test (IPT)
- Scoring in the 40th percentile or above on a Norm Referenced Achievement Test (OLSAT)
- Passing the STAAR Reading Test or EOC Eng. I and II
- Passing the STAAR Writing Test or TELPAS Writing
(Includes STAAR A without any linguistic accommodations)



District AMAO Results

▶ Annual Measurable Achievement Objectives (AMAOs)

LEAs who receive Title III, Part A funds for English language acquisition programs.

▶ There are 3 AMAOs for measuring student achievement:

1. **AMAO 1 Progress** – Measures how many ELLs have made progress in learning English. (Progressed at least 1 proficiency level)
2. **AMAO 2 Attainment** – Measures how many ELLs have attained English Proficiency (TELPAS Composite Rating – Advanced High)
3. **AMAO 3 Accountability** – Measures the ELL student group in meeting the performance, participation and graduation targets in the Texas Accountability System Safeguards to meet federal requirements. (Performance and participation are based on the state's ELA, Reading and Math Assessments.)

Each Title III- funded LEA must meet all of the AMAOs to receive an overall AMAO status of "Met".



District AMAO Results

AMAO I Progress – Measures how many ELLs have made progress in learning English.

Standard = 49.5%

West Orange – Cove = 43.2%

AMAO Status: Not Met

Each Title III- funded LEA must meet all of the AMAOs to receive an overall AMAO status of “Met”.



District AMAO Results

AMAO 2 Attainment – Measures how many ELLs have attained English Proficiency (TELPAS Composite Rating – Advanced High)

Subgroup I: (1-4 years LEP)

Standard = 14.5%

West Orange – Cove = 27.7%

AMAO Status: Met

Each Title III- funded LEA must meet all of the AMAOs to receive an overall AMAO status of “Met”.



District AMAO Results

AMA0 2 Attainment – Measures how many ELLs have attained English Proficiency (TELPAS Composite Rating – Advanced High)

Subgroup 2: (5 + years LEP)

Standard =28%

West Orange – Cove =

Did not meet the minimum size requirement

AMA0 Status: N/A

Each Title III- funded LEA must meet all of the AMAOs to receive an overall AMAO status of “Met”.



District AMAO Results

AMAO 3 Accountability – Measures the ELL student group in meeting the performance, participation, and graduation targets in the Texas Accountability System Safeguards to meet federal requirements.

Performance and participation are based on the state's
ELA, Reading and Math assessments.

West Orange – Cove =

Did not meet the minimum size requirement

AMAO Status: N/A

Each Title III- funded LEA must meet all of the AMAOs to receive an overall AMAO status of "Met".



Elementary STAAR Results

ELL Students

3rd Grade Level II

- Reading 3/14 = 21%
- Math 5/14 = 36%

4th Grade Level II

- Reading 5/9 = 56%
- Math 2/9 = 22%
- Writing 3/9 = 33%

5th Grade Level II

- Reading 3/9 = 33%
- Math 5/9 = 56%
- Science 7/9 = 78%

Percentage of students who met Level II: Satisfactory on STAAR assessments
Including STAAR, STAAR A, and STAAR L

Middle School STAAR Results

ELL Students

6th Grade Level II

- Reading 1/7 = 14%
- Math 2/7 = 29%

7th Grade Level II

- Reading 2/8 = 25%
- Math 1/8 = 13%
- Writing 2/8 = 25%

8th Grade Level II

- No data reported for fewer than five students tested.

Percentage of students who met Level II: Satisfactory on STAAR assessments
Including STAAR, STAAR A, and STAAR L



High School STAAR Results

ELL Students

EOC English Level II

- English I - $7/7 = 0\%$
- English II - $5/5 = 0\%$

EOC Algebra and Biology Level II

- Algebra I - $1/5 = 20\%$
- Biology - $2/5 = 40\%$

EOC U.S. History Level II

- No data reported for fewer than five students tested.

Percentage of students who met Level II: Satisfactory on STAAR assessments
Including STAAR, STAAR A, and STAAR L



Staffing

- ▶ **Exceptions/Waivers** – At this time we do not have to apply for any exceptions or waivers.
- ▶ **Recruiting/Certification Endeavors** – 14 employees have taken the ESL certification class and their ESL testing dates are pending.
(Currently 11 teachers are certified for ESL in the district)
- ▶ **Stipends** – Proposal to reimburse employees the cost of the ESL test once certificate is obtained beginning the 2016-2017 school year. (Cost \$ 131.00)



ESL Program Plans for Improvement 2016-17

➤ **Professional Development**

- ELPS
- Sheltered Instruction
- Imagine Learning

➤ **Technology**

- Printers
- Projector
- Smart boards

➤ **Supplemental Instructional Materials**

- Access (Newcomers Program Grades 5-12)
- Imagine Learning

➤ **Parental Involvement Activities**

- Latino Family Literacy Project

