

**BOARD OF TRUSTEES
AGENDA**

<input type="checkbox"/> Workshop	<input checked="" type="checkbox"/> Regular	<input type="checkbox"/> Special
-----------------------------------	---	----------------------------------

- (A) Report Only Recognition

Presenter(s): ISMAEL MIJARES, DEPUTY SUPERINTENDENT FOR BUSINESS & FINANCE

Briefly describe the subject of the report or recognition presentation.

REVIEW INVESTMENT OFFICER'S QUARTERLY REPORT OF INVESTMENT TRANSACTIONS FOR ALL FUNDS FOR THE QUARTER ENDED NOVEMBER 30, 2015.

- (B) Action Item

Presenter(s):

Briefly describe the action required.


- (C) **Funding source: Identify the source of funds if any are required.**

- (D) **Clarification: Explain any question or issues that might be raised regarding this item.**

THE QUARTERLY INVESTMENT REPORT IS BEING PREPARED IN ACCORDANCE WITH BOARD POLICY CDA (LOCAL).



EAGLE PASS INDEPENDENT SCHOOL DISTRICT

TO: Gilberto Gonzalez, Superintendent
FROM: Ismael Mijares
Deputy Superintendent for Business & Finance-Investment Officer 
SUBJECT: **QUARTERLY INVESTMENT REPORT**
DATE: December 11, 2015

Attached is the District's Quarterly Investment Report in accordance with Board Policy CDA (Local). The Report includes statements for the period ending November 30, 2015. The following is a summary of the amounts invested in various accounts.

LONESTAR INVESTMENT POOL - CORPORATE OVERNIGHT PLUS FUND

ELEMENTARY FUND	312,766.64
GENERAL FUND	32,970,484.51
INTEREST & SINKING FUND	3,809,948.32
TOTAL:	\$37,093,199.47

The grand total of the District's investments on November 30, 2015 was \$37,093,199.47. The market value of these investments as of November 30, 2015 was \$37,089,690.97.

Eagle Pass Independent School District

Schedule of Investments and Market Values November 30, 2015

LONESTAR INVESTMENT POOL - *CORPORATE OVERNIGHT PLUS FUND*:

Account	Investments 11/30/2014	3 mth. Avg. Qtr. Yield	Market Values 11/30/2014	Investments 11/30/2015	3 mth. Avg. Qtr. Yield	Market Values 11/30/2015
Elementary Fund	312,270.35	0.14%	312,294.12	312,766.64	0.20%	312,737.06
General Fund	32,870,849.30	0.14%	32,873,351.37	32,970,484.51	0.20%	32,967,365.96
Interest & Sinking Fund	1,082,281.26	0.14%	1,082,363.64	3,809,948.32	0.20%	3,809,587.95
TOTAL OF INVESTMENTS	<u>\$34,265,400.91</u>	0.14%	<u>\$34,268,009.13</u>	<u>\$37,093,199.47</u>	0.20%	<u>\$37,089,690.97</u>

OTHER 3-MONTH YIELD AVERAGES:	11/30/2014*	2/28/2015*	05/31/2015*	8/31/2015**	11/30/2015 *
Lonestar Investment Pool-Liquidity Corporate Fund	0.14%	0.13%	0.14%	0.14%	0.20%
Wall Street Journal 91-Day US Treasury Bill	0.04%	0.02%	0.02%	0.03%	0.06%
Wall Street Journal 6-Month US Treasury Bill	0.05%	0.09%	0.10%	0.09%	0.21%
Cash in bank accounts	0.14%	0.13%	0.12%	0.13%	0.16%

* 3-Month Average

** 12-Month Average

NOTE: Cash in bank accounts as of 11/30/15--\$12,868,277.37: Food Service Fund \$984,033.81; General Fund \$11,092,934.62; AND I & S Fund \$791,308.94.
Market Value of Pledged Amount: \$33,800,000.00

EAGLE PASS INDEPENDENT SCHOOL DISTRICT
Schedule of Investments and Interest Earned
For Quarter Ending November 30, 2015

Fund	Fund Code	Account Type	Investments	Interest Earned	Investments	Interest Earned
			Account Balance as of 11/28/2014	9/1/2014 to 11/28/2014	Account Balance as of 11/30/2015	9/1/2015 to 11/30/2015
Elementary Fund	865	Corporate Overnight Plus Fund	312,270.35	107.09	312,766.64	152.33
General Fund	199	Corporate Overnight Plus Fund	32,870,849.30	7,294.85	32,970,484.51	9,139.21
Interest & Sinking Fund	518	Corporate Overnight Plus Fund	1,082,281.26	371.16	3,809,948.32	649.58
		Total Invested/Interest Earned	<u>34,265,400.91</u>	<u>7,773.10</u>	<u>37,093,199.47</u>	<u>9,941.12</u>

EAGLE PASS INDEPENDENT SCHOOL DISTRICT

Quarter Ending: 11-30-2015

Cash in Bank Accounts

Food Service Fund		984,033.81
General Fund		
Tax Collections-Escrow Account	68,020.22	
Designated Purpose Fund	387,123.05	
Tax Collections-Credit Card/ACH Payments	58,492.01	
Payroll Fund	6,168,890.17	
Disbursement Fund	1,600,898.95	
Elementary Fund	267,925.24	
EPISD Non-Interest Bearing Account	1,000,000.00	
Health Insurance Fund	319,531.62	
General Operating	1,222,053.36	11,092,934.62
I & S Fund-Bond Series		791,308.94
	Total	<u>12,868,277.37</u>

* Federal Deposit Insurance Corporation	500,000.00
** Pledged Amount (LOC)	33,300,000.00
TOTAL	<u>33,800,000.00</u>
Amount Over/(Under) Pledged	20,931,722.63

* Federal Deposit Insurance Corporation (FDIC) amount provided by the U.S. government as collateral to insure deposits.
 ** Irrevocable Letter of Credit (ILOC) amount provided by Compass Bank as collateral to protect deposits as required by the Public Funds Investment Act. The ILOC issued by Compass Bank is held independently by the Federal Home Loan Bank of Atlanta and the school district is the only entity that is entitled to draw funds against it should the bank fail.

Checking Account Interest Rates			3-Month Average
Sep-2015*	Oct-2015**	Nov-2015***	
0.15%	0.11%	0.23%	0.16%

* 91-Day Treasury Bill Rate: 0.05% + Bank Basis Points: .10% = 0.15%
 ** 91-Day Treasury Bill Rate: 0.01% + Bank Basis Points: .10% = 0.11%
 *** 91-Day Treasury Bill Rate: 0.13% + Bank Basis Points: .10% = 0.23%

CD Interest Rates*		
3-Month	6-Month	9-Month
0.03%	0.04%	0.05%

BBVA Compass will evaluate each CD rate solicitation upon request.

* rates as of November 30, 2015

**BBVA COMPASS
EAGLE PASS INDEPENDENT SCHOOL DISTRICT
DEPOSITORY CONTRACT
LIMITS**

PLEGDED AMOUNT:

FDIC	\$	500,000.00
SECURITIES: Book Value		-
Market Value		-
Letter of credit (LOC)	\$	33,300,000.00

Total Collateral	\$	33,800,000.00
------------------	----	----------------------

BANK ACCOUNT BALANCES AS OF: November 30, 2015

Eagle Pass ISD	3003202299	1,000,000.00
Designated Purpose Fund	3001202264	387,123.05
Disbursement Fund	3003202248	1,600,898.95
Elementary Fund	3003202272	267,925.24
Tax Collections-Escrow Account	0110400402	68,020.22
Food Service Fund	3001202280	984,033.81
General Operating Fund	3003603125	1,222,053.36
Health Insurance Fund	2517032800	319,531.62
I&S Fund	3003202307	791,308.94
Payroll Fund	3003202221	6,168,890.17
Tax Collections-Credit Card/ACH	3003018664	58,492.01

Certificates of Deposit	\$	-
-------------------------	----	---

Total Checking Account Balances	\$	12,868,277.37
---------------------------------	----	----------------------

Amount Over/(Under) Pledged	\$	20,931,722.63
-----------------------------	----	----------------------

**BBVA COMPASS
EAGLE PASS INDEPENDENT SCHOOL DISTRICT
DEPOSITORY CONTRACT
LIMITS**

PLEGDED AMOUNT:

FDIC	\$	500,000.00
SECURITIES: Book Value		-
Market Value		-
Letter of credit (LOC)	\$	22,800,000.00

Total Collateral		\$ 23,300,000.00
------------------	--	-------------------------

BANK ACCOUNT BALANCES AS OF: November 28, 2014

Eagle Pass ISD	3003202299	1,000,000.00
Designated Purpose Fund	3001202264	202,611.53
Disbursement Fund	3003202248	1,750,775.85
Elementary Fund	3003202272	199,130.99
Tax Collections-Escrow Account	0110400402	56,571.53
Food Service Fund	3001202280	55,548.97
General Operating Fund	3003603125	2,618,630.59
Health Insurance Fund	2517032800	1,971,513.97
I&S Fund	3003202307	798,188.74
Payroll Fund	3003202221	3,256,067.57
Tax Collections-Credit Card/ACH	3003018664	48,458.70

Certificates of Deposit		\$ -
-------------------------	--	------

Total Checking Account Balances		\$ 11,957,498.44
---------------------------------	--	-------------------------

Amount Over/(Under) Pledged		\$ 11,342,501.56
-----------------------------	--	-------------------------



Participant #: 159901

Lone Star 2015 1st Quarter
 Investment Pool Quarterly Statement

Statement Period: 09/01/2015 to 11/30/2015

Ismael Mijares
 Eagle Pass ISD
 1420 Eidson Rd
 Eagle Pass, Texas 78852-5410



Summary of Portfolio Holdings

Account	Fund	Number of Shares	Price Per Share	Account Book Value (USD)	Account Market Value (USD)	% Port.
Elementary Fund	Corporate Overnight Plus Fund	625,533.28	0.50	312,766.64	312,737.06	0.84%
Totals:				312,766.64	312,737.06	

Account	Fund	Number of Shares	Price Per Share	Account Book Value (USD)	Account Market Value (USD)	% Port.
General Fund	Corporate Overnight Plus Fund	65,940,969.02	0.50	32,970,484.51	32,967,365.96	88.89%
Totals:				32,970,484.51	32,967,365.96	

Account	Fund	Number of Shares	Price Per Share	Account Book Value (USD)	Account Market Value (USD)	% Port.
Interest & Sinking Fund	Corporate Overnight Plus Fund	7,619,896.64	0.50	3,809,948.32	3,809,587.95	10.27%
Totals:				3,809,948.32	3,809,587.95	

Totals

Fund	Number of Shares	Price Per Share	Fund Balance (USD)	% Port.
Corporate Overnight Fund	0.00	1.00	0.00	0.00 %
Government Overnight Fund	0.00	1.00	0.00	0.00 %
Corporate Overnight Plus Fund	74,186,398.94	.50	37,093,199.47	100.00 %
Total Value:			37,093,199.47	100.00 %

Portfolio Transactions

Elementary Fund - Corporate Overnight Plus Fund

Settle Date	Trade Type	Share Balance	Number of Shares	Price/Share	Amount (USD)
09/01/2015	Starting Balance	625,228.62			312,614.31
09/30/2015	Interest	625,324.58	95.96	0.50	47.98
10/30/2015	Interest	625,427.92	103.34	0.50	51.67
11/30/2015	Interest	625,533.28	105.36	0.50	52.68
11/30/2015	Ending Balance	625,533.28			312,766.64

General Fund - Corporate Overnight Plus Fund

Settle Date	Trade Type	Share Balance	Number of Shares	Price/Share	Amount (USD)
09/01/2015	Starting Balance	32,211,285.08			16,105,642.54
09/08/2015	Deposit	32,327,965.08	116,680.00	0.50	58,340.00
09/11/2015	Transfer Out To Corporate Overnight Plus Fund - Interest & Sinking Fund	32,211,285.08	-116,680.00	0.50	-58,340.00
09/15/2015	Deposit	32,674,917.64	463,632.56	0.50	231,816.28
09/15/2015	Vendor Payment Texas State Natural Gas, Inc. RFC-87712, Monthly Billing	32,673,059.64	-1,858.00	0.50	-929.00
09/16/2015	Withdrawal	32,582,167.02	-90,892.62	0.50	-45,446.31
09/21/2015	Withdrawal	32,118,534.46	-463,632.56	0.50	-231,816.28
09/21/2015	Withdrawal	19,118,534.46	-13,000,000.00	0.50	-6,500,000.00
09/22/2015	Vendor Payment Tristar Risk Management RFC-83092, Invoice#96848	19,082,052.78	-36,481.68	0.50	-18,240.84
09/25/2015	Deposit	44,968,170.78	25,886,118.00	0.50	12,943,059.00
09/28/2015	Deposit	45,506,044.78	537,874.00	0.50	268,937.00
09/28/2015	Deposit	45,836,092.78	330,048.00	0.50	165,024.00
09/28/2015	Deposit	47,396,084.76	1,559,991.98	0.50	779,995.99
09/29/2015	Deposit	50,413,688.76	3,017,604.00	0.50	1,508,802.00
09/29/2015	Withdrawal	34,413,688.76	-16,000,000.00	0.50	-8,000,000.00
09/29/2015	Withdrawal	31,396,084.76	-3,017,604.00	0.50	-1,508,802.00
09/29/2015	Vendor Payment HEB Grocery Company, LP Acct-10013731000, Monthly Statement	31,384,734.30	-11,350.46	0.50	-5,675.23
09/30/2015	Deposit	31,778,346.30	393,612.00	0.50	196,806.00
09/30/2015	Deposit	31,968,224.30	189,878.00	0.50	94,939.00
09/30/2015	Interest	31,973,163.80	4,939.50	0.50	2,469.75
10/01/2015	Deposit	31,981,163.80	8,000.00	0.50	4,000.00
10/09/2015	Deposit	33,849,813.70	1,868,649.90	0.50	934,324.95
10/13/2015	Withdrawal	31,981,163.80	-1,868,649.90	0.50	-934,324.95
10/13/2015	Withdrawal	28,969,759.82	-3,011,403.98	0.50	-1,505,701.99
10/14/2015	Deposit	29,054,264.10	84,504.28	0.50	42,252.14
10/14/2015	Deposit	29,136,734.10	82,470.00	0.50	41,235.00
10/14/2015	Vendor Payment Tristar Risk Management RFC-83095, Inv#96996	29,088,628.04	-48,106.06	0.50	-24,053.03
10/14/2015	Vendor Payment Tristar Risk Management RFC-83097, Inv#92536	29,063,076.38	-25,551.66	0.50	-12,775.83
10/15/2015	Vendor Payment Texas State Natural Gas, Inc. RFC-87749, Monthly Statement	29,060,180.92	-2,895.46	0.50	-1,447.73
10/19/2015	Vendor Payment HEB Grocery Company, LP Acct-10013731000, Monthly Statement	29,052,157.82	-8,023.10	0.50	-4,011.55
10/23/2015	Deposit	46,365,519.82	17,313,362.00	0.50	8,656,681.00
10/26/2015	Deposit	47,042,916.36	677,396.54	0.50	338,698.27
10/26/2015	Deposit	47,070,930.36	28,014.00	0.50	14,007.00
10/26/2015	Deposit	47,101,843.86	30,913.50	0.50	15,456.75
10/27/2015	Deposit	47,443,199.38	341,355.52	0.50	170,677.76
10/27/2015	Deposit	49,792,813.80	2,349,614.42	0.50	1,174,807.21
10/27/2015	Deposit	49,913,063.36	120,249.56	0.50	60,124.78
10/27/2015	Deposit	50,390,163.60	477,100.24	0.50	238,550.12
10/27/2015	Withdrawal	46,198,545.54	-4,191,618.06	0.50	-2,095,809.03
10/30/2015	Interest	46,204,400.40	5,854.86	0.50	2,927.43

General Fund - Corporate Overnight Plus Fund (Continued)

Settle Date	Trade Type	Share Balance	Number of Shares	Price/Share	Amount (USD)
11/04/2015	Vendor Payment Tristar Risk Management RFC-83098, Inv#94540	46,177,063.28	-27,337.12	0.50	-13,668.56
11/05/2015	Vendor Payment TASB Risk Management Fund Eagle Pass ISD, 3Q2015	46,155,524.42	-21,538.86	0.50	-10,769.43
11/06/2015	Deposit	46,235,794.42	80,270.00	0.50	40,135.00
11/10/2015	Deposit	46,260,814.84	25,020.42	0.50	12,510.21
11/10/2015	Withdrawal	46,083,846.24	-176,968.60	0.50	-88,484.30
11/12/2015	Withdrawal	30,083,846.24	-16,000,000.00	0.50	-8,000,000.00
11/13/2015	Vendor Payment Texas State Natural Gas, Inc. RFC-82963, Monthly Billing	30,080,931.40	-2,914.84	0.50	-1,457.42
11/18/2015	Vendor Payment Tristar Risk Management RFC-83104, Invoice#95950	30,012,496.96	-68,434.44	0.50	-34,217.22
11/19/2015	Deposit	30,079,728.96	67,232.00	0.50	33,616.00
11/20/2015	Deposit	31,837,196.98	1,757,468.02	0.50	878,734.01
11/24/2015	Deposit	50,437,196.98	18,600,000.00	0.50	9,300,000.00
11/25/2015	Deposit	67,648,656.98	17,211,460.00	0.50	8,605,730.00
11/25/2015	Deposit	67,690,952.98	42,296.00	0.50	21,148.00
11/30/2015	Deposit	71,801,744.98	4,110,792.00	0.50	2,055,396.00
11/30/2015	Deposit	72,689,996.98	888,252.00	0.50	444,126.00
11/30/2015	Transfer Out To Corporate Overnight Plus Fund - Interest & Sinking Fund	67,690,952.98	-4,999,044.00	0.50	-2,499,522.00
11/30/2015	Withdrawal	65,933,484.96	-1,757,468.02	0.50	-878,734.01
11/30/2015	Interest	65,940,969.02	7,484.06	0.50	3,742.03
11/30/2015	Ending Balance	65,940,969.02			32,970,484.51

Interest & Sinking Fund - Corporate Overnight Plus Fund

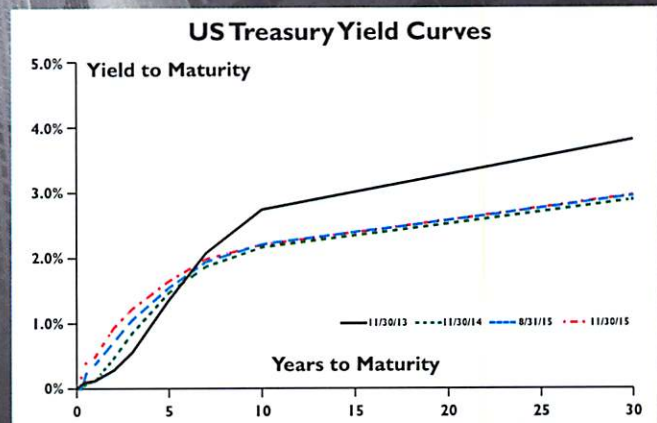
Settle Date	Trade Type	Share Balance	Number of Shares	Price/Share	Amount (USD)
09/01/2015	Starting Balance	2,502,873.48			1,251,436.74
09/11/2015	Transfer In From Corporate Overnight Plus Fund - General Fund	2,619,553.48	116,680.00	0.50	58,340.00
09/30/2015	Interest	2,619,949.80	396.32	0.50	198.16
10/30/2015	Interest	2,620,382.78	432.98	0.50	216.49
11/30/2015	Transfer In From Corporate Overnight Plus Fund - General Fund	7,619,426.78	4,999,044.00	0.50	2,499,522.00
11/30/2015	Interest	7,619,896.64	469.86	0.50	234.93
11/30/2015	Ending Balance	7,619,896.64			3,809,948.32

Important Information about this statement

Please review this statement carefully, it is the official record of your account with Lone Star Investment Pool and First Public, LLC. If you disagree with any transaction, or if there are any errors or omissions in this statement please notify us promptly in writing, but no later than 10 business days after receipt of this statement. Trades pending settlement will not appear on this statement. All such trades will appear in the next monthly statement. The yield for the period is an annualized rate that reflects the relationship between the average amount of income earned and the average daily balance for the account. Please notify First Public promptly and in writing of any changes of address or phone number. Times of transactions will be furnished upon written request. The Lone Star Investment Pool Information Statement should be read carefully before investing. Investors should consider the investment objectives, risks, charges and expenses associated with municipal fund securities before investing. All transactions are no load. No remuneration has, or will be, paid to any entity in connection with this transaction. An investor may obtain an Information Statement by contacting First Public at the address and phone number identified above. An investment in Lone Star investment Pool is not insured or guaranteed by the Federal Deposit Insurance Corporation ("FDIC") or any other government agency and although Lone Star Investment Pool seeks to preserve the value of the investment at a fixed share price, it is possible to lose money by investing in municipal fund securities.

Lone Star Investment Pool Quarterly Position Report—November 30, 2015

Volatility increased in the three-month period ending in November as the value of the US dollar rose, commodity prices fell, and mixed signals from the Federal Reserve caused interest rates to fluctuate. The Treasury yield curve ended the period much flatter as yields on shorter maturities rose nearly 20 basis points. A surge in October pushed equity prices higher as the Dow, NASDAQ, and S&P 500 indexes gained 7.2%, 7.0%, and 5.5%, respectively. Market sentiment was split on whether the Fed would increase the target rate at the September FOMC meeting. The Fed chose to leave the target rate unchanged but surprised the market with dovish comments following the meeting. At the October FOMC meeting, the press release was more hawkish, and the comments referencing downside risk to the US economy due to global developments were removed. Yields rose sharply following the announcement and received another boost in early November from a very strong payroll report. At the end of November, the futures market was pricing in approximately a 70% chance of a rate hike at the December 16 FOMC meeting.

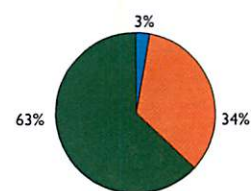


Government Overnight Fund

Duration 0.07345

	Participant Assets	Market Value
Beginning-of-Quarter Balance	2,862,874,572.04	2,863,245,505.95
Deposits	1,665,598,538.94	
Withdrawals	(1,739,295,273.24)	
End-of-Quarter Balance	2,789,177,837.74	2,789,383,824.67

- Cash/Repo
- US Treasuries
- Agencies
- Money Market Funds

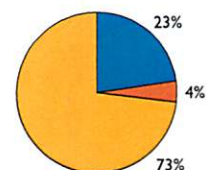


Corporate Overnight Fund

Duration 0.12989

	Participant Assets	Market Value
Beginning-of-Quarter Balance	1,211,424,945.32	1,211,477,691.92
Deposits	875,720,074.07	
Withdrawals	(854,591,168.27)	
End-of-Quarter Balance	1,232,553,851.12	1,232,428,076.86

- Cash/Repo
- US Treasuries
- Agencies
- Commercial Paper
- Money Market Funds

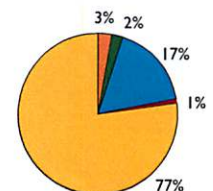


Corporate Overnight Plus Fund

Duration 0.13089

	Participant Assets	Market Value
Beginning-of-Quarter Balance	3,286,100,634.86	3,286,271,684.88
Deposits	3,263,366,186.45	
Withdrawals	(3,250,191,582.91)	
End-of-Quarter Balance	3,299,275,238.40	3,298,963,172.90

- Cash/Repo
- US Treasuries
- Agencies
- Commercial Paper
- Money Market Funds



Returns

	September		October		November	
	Average Rate	7-day SEC Yield	Average Rate	7-day SEC Yield	Average Rate	7-day SEC Yield
Govt Overnight Fund	0.09%	0.09%	0.09%	0.09%	0.09%	0.10%
Corp Overnight Fund	0.18%	0.18%	0.19%	0.19%	0.20%	0.20%
Corp Overnight Plus Fund	0.19%	0.19%	0.19%	0.20%	0.20%	0.21%

William Mastrodicasa
William Mastrodicasa

Lone Star Investment Pool Investment Officers

Chris Szaritsilo
Chris Szaritsilo